



US00D527499S

(12) **United States Design Patent**
Jung et al.

(10) **Patent No.:** **US D527,499 S**

(45) **Date of Patent:** **** Aug. 29, 2006**

(54) **WASHING MACHINE**

(75) Inventors: **Gil Su Jung**, Seoul (KR); **Yun Tae Jung**, Seoul (KR); **Young Il Kim**, Incheon (KR)

(73) Assignee: **LG Electronics Inc.**, Seoul (KR)

(**) Term: **14 Years**

(21) Appl. No.: **29/233,027**

(22) Filed: **Jun. 28, 2005**

(30) **Foreign Application Priority Data**

Dec. 29, 2004 (KR) 30-2004-0040603

(51) **LOC (8) Cl.** **15-05**

(52) **U.S. Cl.** **D32/6**

(58) **Field of Classification Search** D32/1,
D32/5-10, 25; 68/3 R, 4, 5 R, 12.01, 212,
68/12.08; 34/58, 108, 130, 131-2, 417, 499,
34/523-4, 595-7, 600, 603; 38/1 A; 312/31
See application file for complete search history.

(56) **References Cited**

U.S. PATENT DOCUMENTS

- D450,164 S * 11/2001 Dyson et al. D32/6
- D456,572 S * 4/2002 Resuello et al. D32/6
- D465,622 S * 11/2002 Wang et al. D32/6
- D477,898 S * 7/2003 Geyer D32/6
- D495,453 S * 8/2004 Baldwin et al. D32/8
- D495,775 S * 9/2004 Sagawa et al. D32/5
- D496,709 S * 9/2004 Suh et al. D32/6

D502,577 S * 3/2005 Baldwin et al. D32/6

* cited by examiner

Primary Examiner—Louis S. Zarfaz

Assistant Examiner—Kathleen Sims

(74) *Attorney, Agent, or Firm*—Birch, Stewart, Kolasch, and Birch, LLP

(57) **CLAIM**

The ornamental design for a washing machine, as shown and described.

DESCRIPTION

FIG. 1 is a perspective view of a washing machine showing our new design;

FIG. 2 is a front view thereof;

FIG. 3 is a rear view thereof;

FIG. 4 is a left side view thereof;

FIG. 5 is a right side view thereof;

FIG. 6 is a top plan view thereof;

FIG. 7 is a bottom plan view thereof;

FIG. 8 is a perspective view showing an example of the usage of the present design in which the present design is used together with a laundry dryer; and,

FIG. 9 is a perspective view showing another example of the usage of the present design in which the present design is used with a laundry dryer.

The portions of FIGS. 8 and 9 drawn in broken lines show environmental structure only and form no part of the claimed design.

1 Claim, 8 Drawing Sheets




FIG. 1




FIG. 2

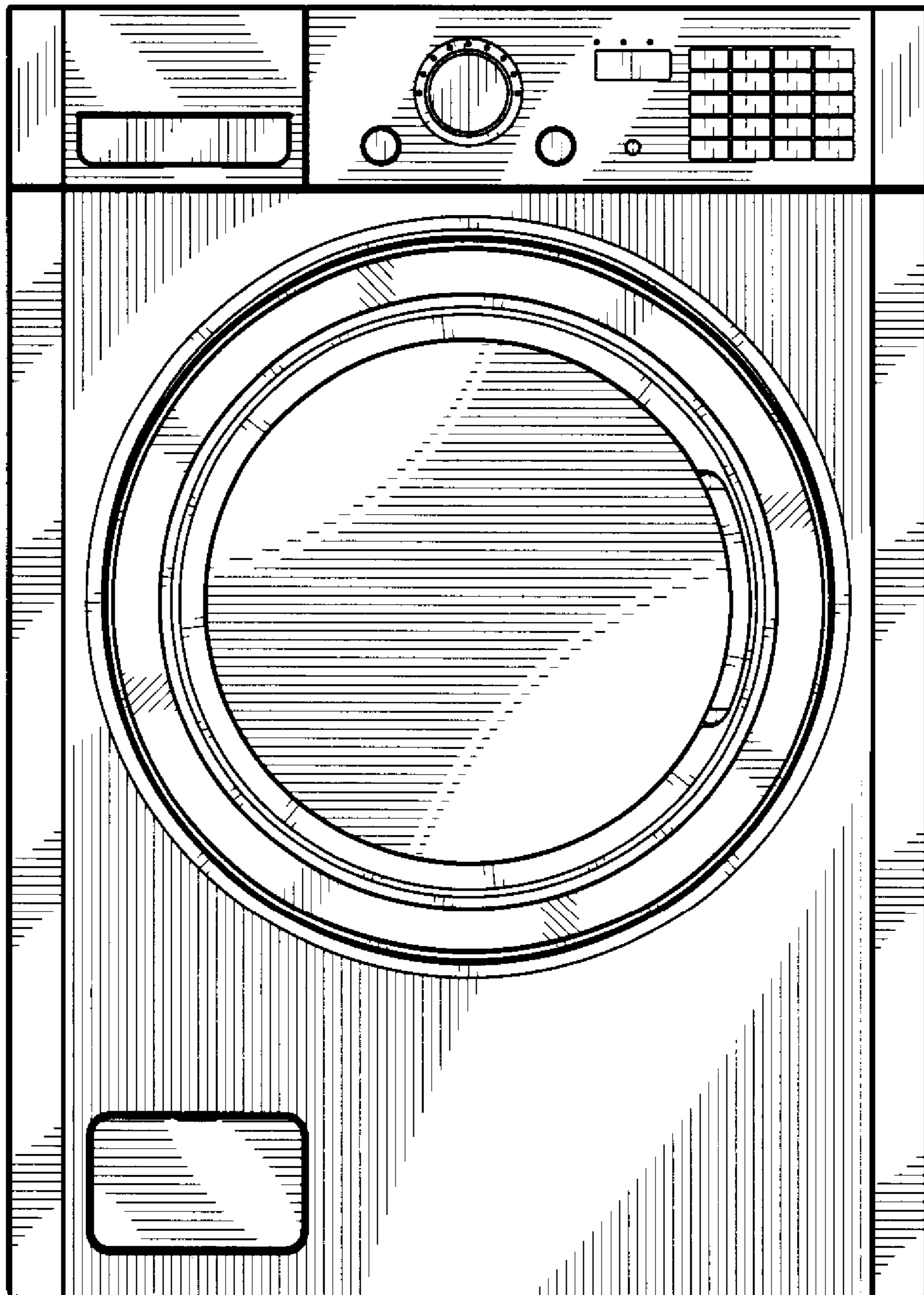


FIG 3




FIG. 4

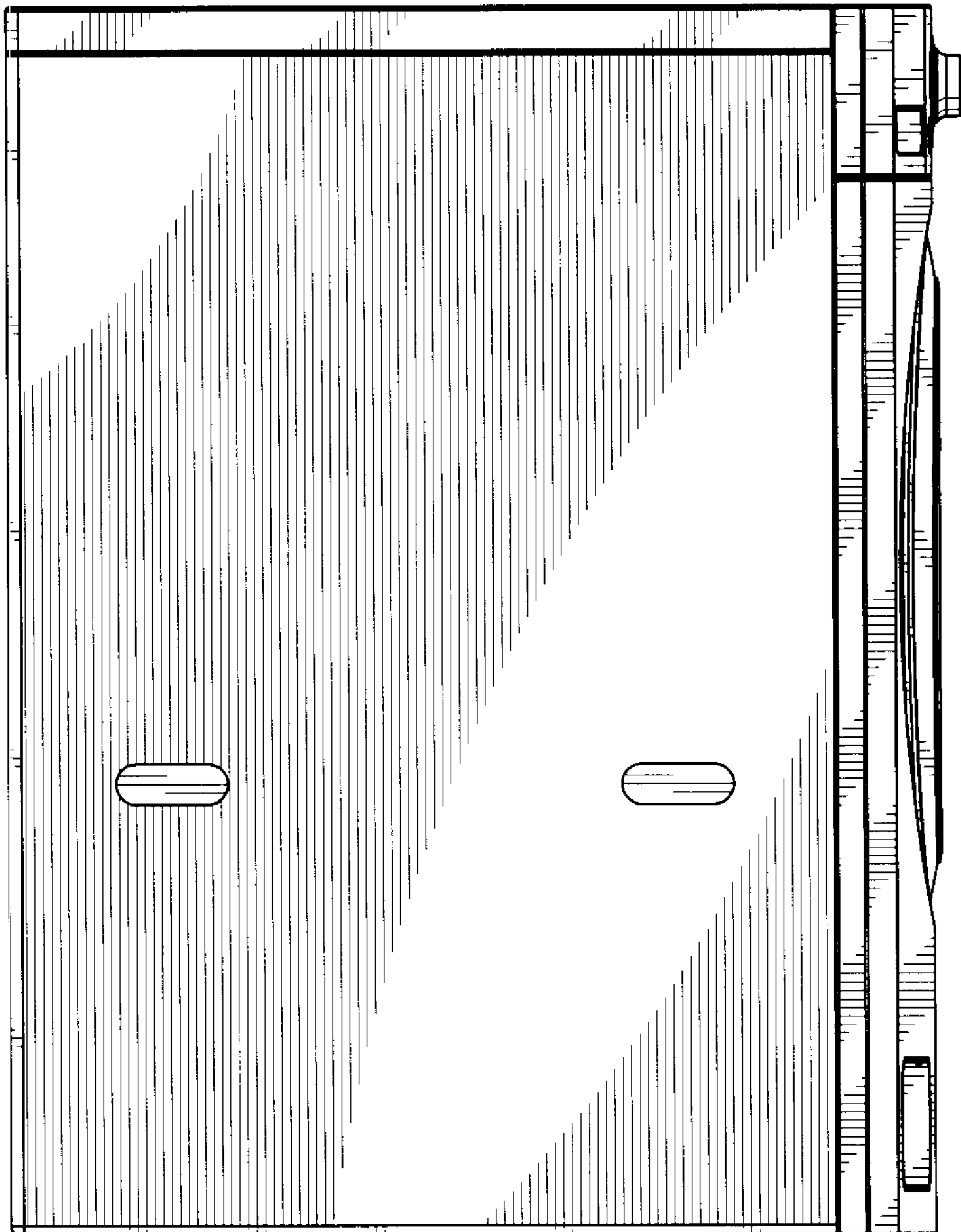


FIG. 5

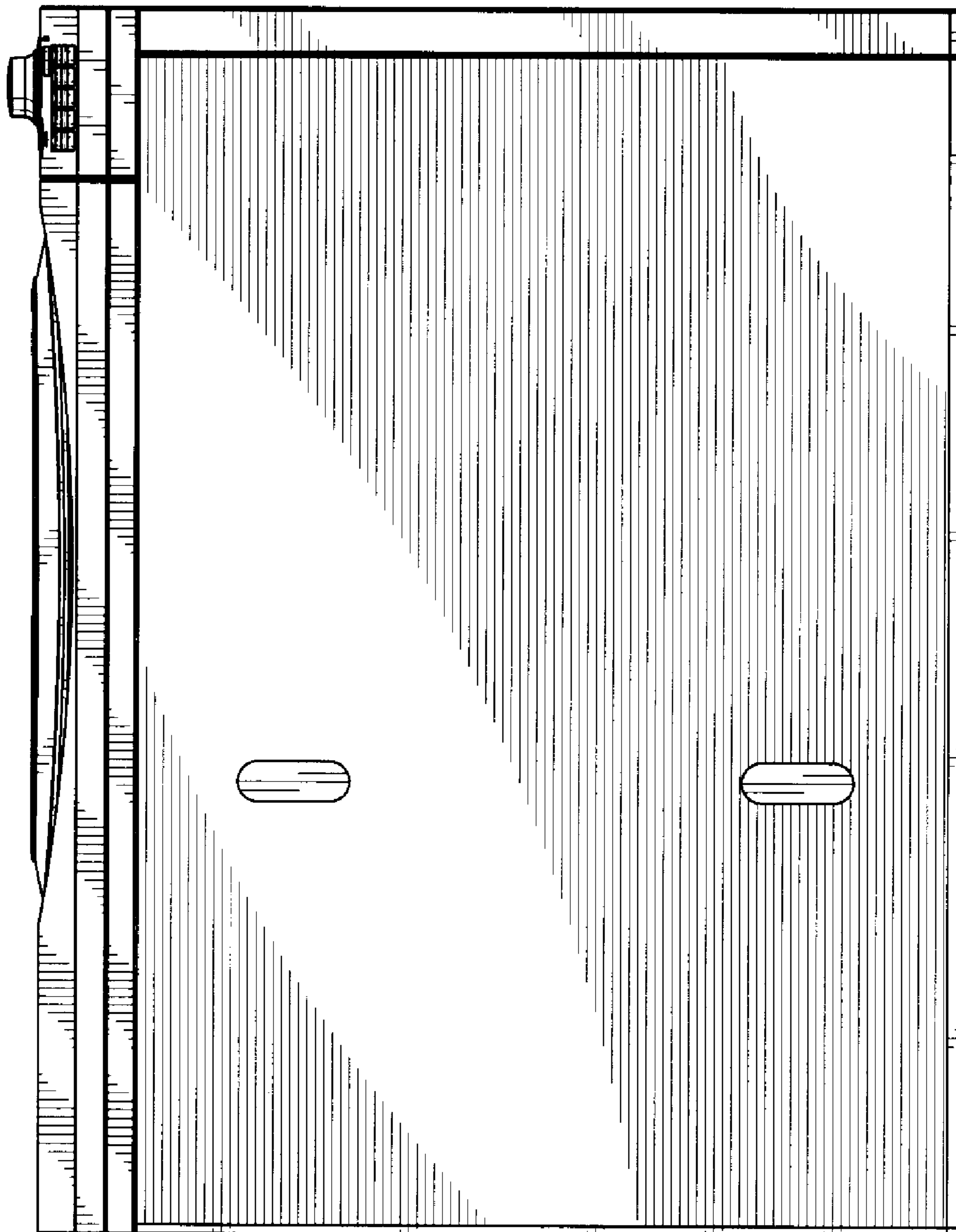


FIG. 6

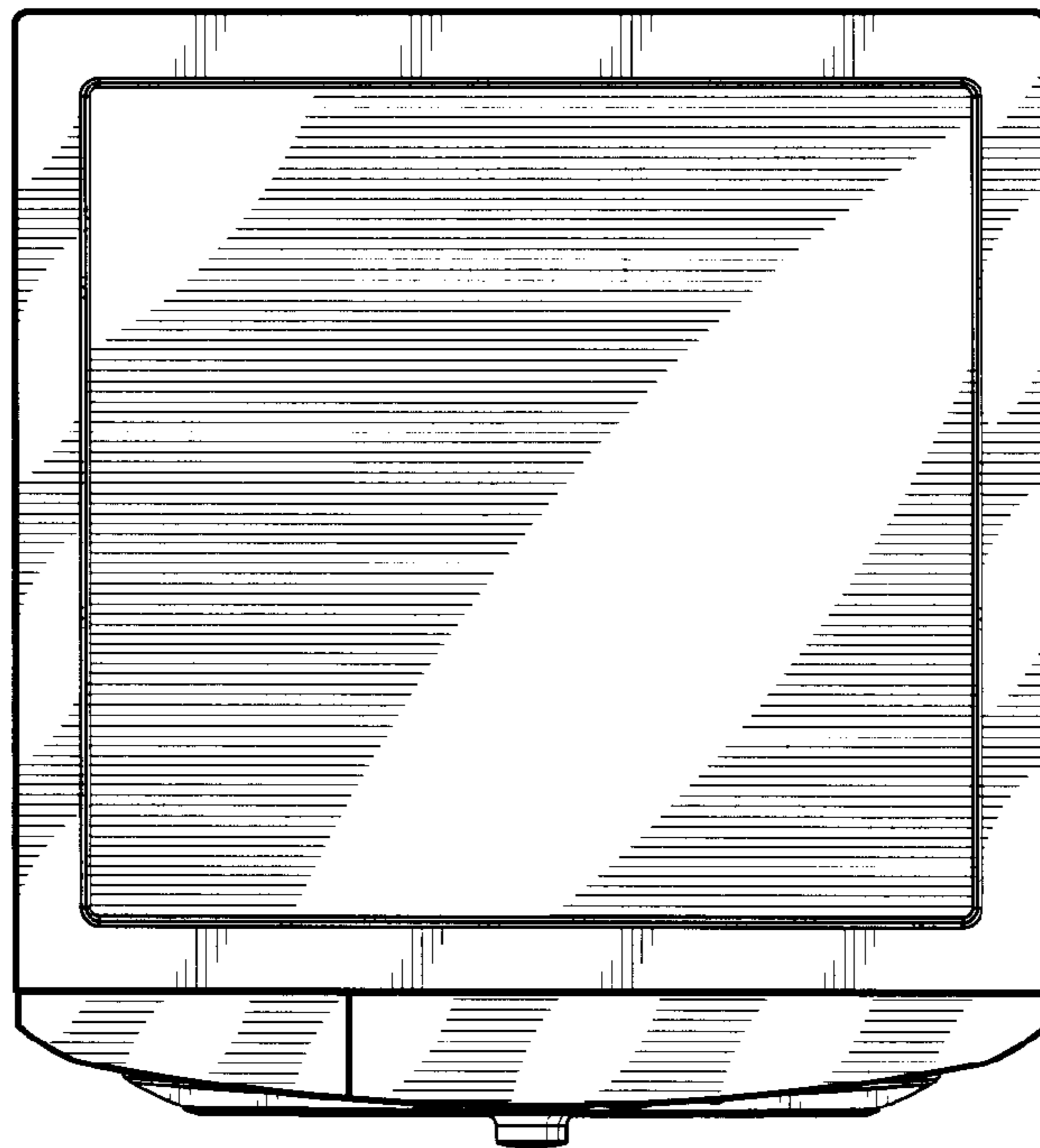


FIG. 7

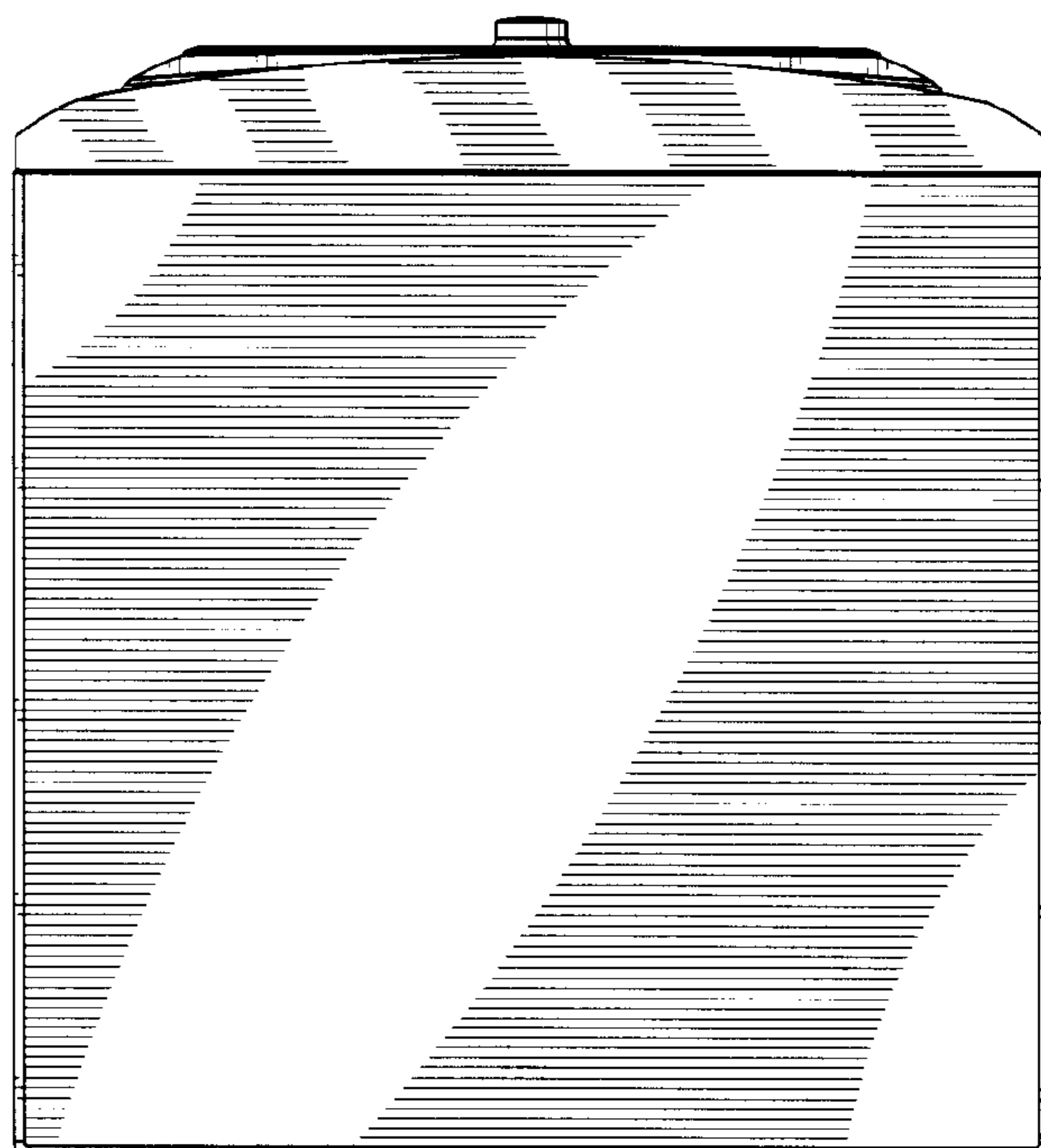


FIG. 8

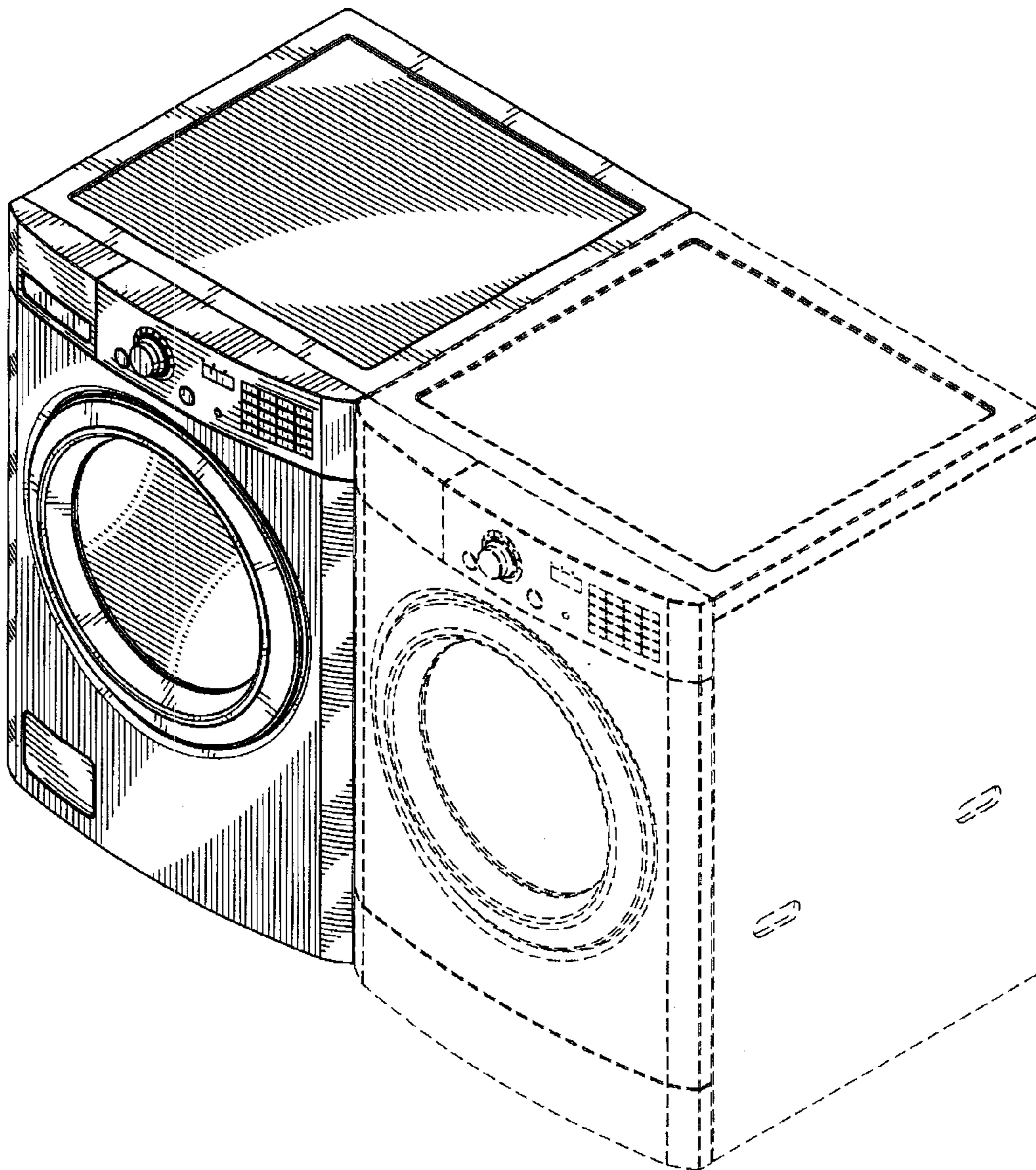


FIG. 9

