



US00D527493S

(12) **United States Design Patent**
Collins

(10) **Patent No.:** **US D527,493 S**

(45) **Date of Patent:** **** Aug. 29, 2006**

(54) **BIFURCATED DOUBLE OVEN GLOVE**

4,085,464 A	4/1978	Simonoff	
D277,918 S	*	3/1985	Berns et al. D29/118
5,878,439 A		3/1999	Waters, Jr.
6,298,488 B1		10/2001	Duncan et al.
6,564,389 B1	*	5/2003	Laughlin 2/158

(76) **Inventor:** **Dorothy L. Collins**, 20440 S. Norwood St., Southfield, MI (US) 48075

(**) **Term:** **14 Years**

* cited by examiner

(21) **Appl. No.:** **29/211,733**

Primary Examiner—Robert A. Delehanty

(22) **Filed:** **Aug. 23, 2004**

(57) **CLAIM**

(51) **LOC (8) Cl.** **06-13**

The ornamental design for a bifurcated double oven glove, as shown and described.

(52) **U.S. Cl.** **D29/119**

(58) **Field of Classification Search** D2/610, D2/615-623; D29/113, 117.1-119, 123; 2/16, 2/20, 59, 158, 159; D24/190; D28/63; D30/158
See application file for complete search history.

DESCRIPTION

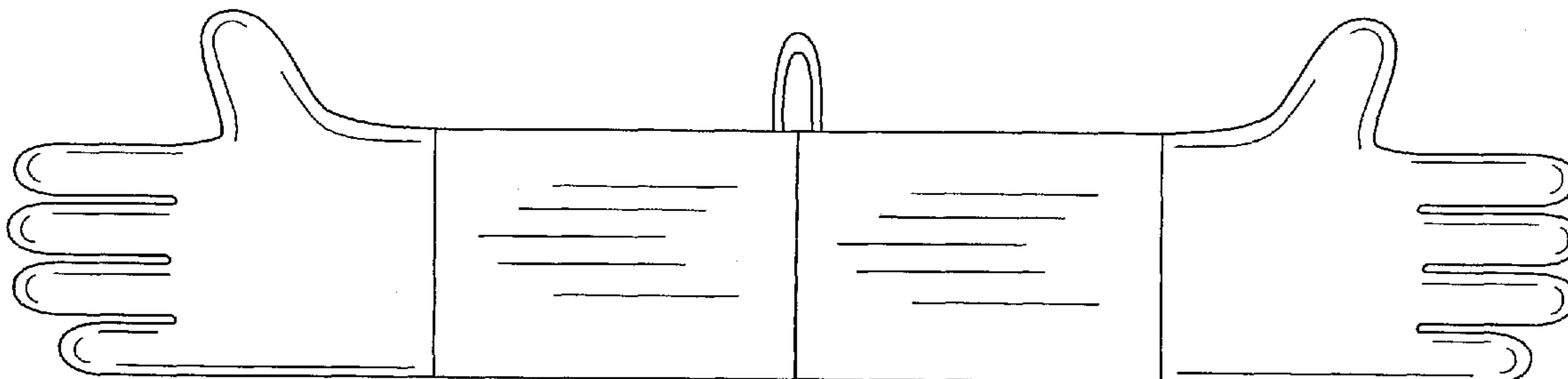
FIG. 1 is a top plan view of a bifurcated double oven glove showing my new design;
FIG. 2 is a bottom plan view thereof;
FIG. 3 is a side elevational view thereof;
FIG. 4 is a front elevational view thereof; and,
FIG. 5 is a rear elevational view thereof.

(56) **References Cited**

U.S. PATENT DOCUMENTS

1,240,728 A	9/1917	Jordan
1,464,529 A	8/1923	Holcomb
D72,551 S	5/1927	Drummond

1 Claim, 2 Drawing Sheets



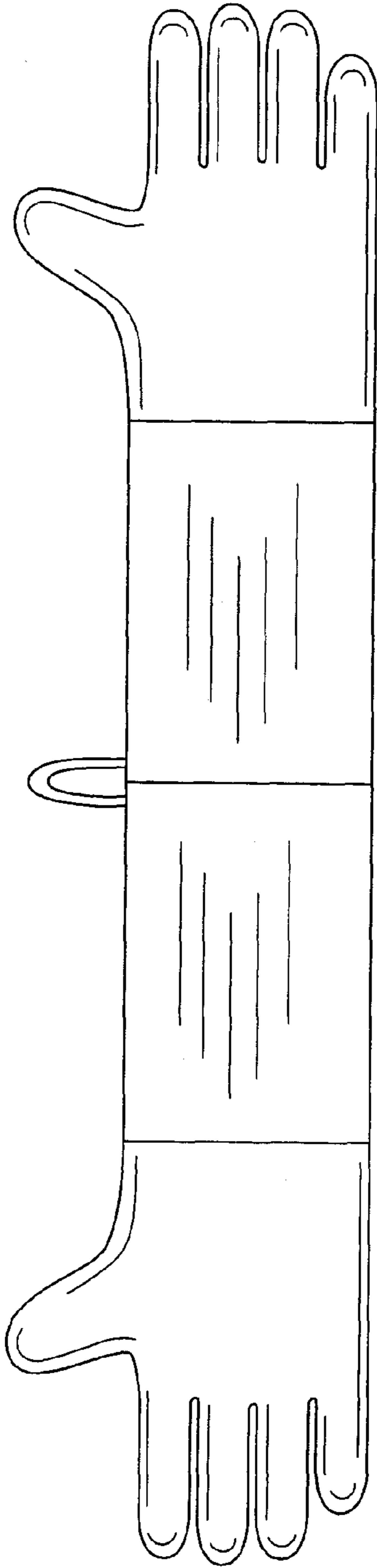


FIG. 1

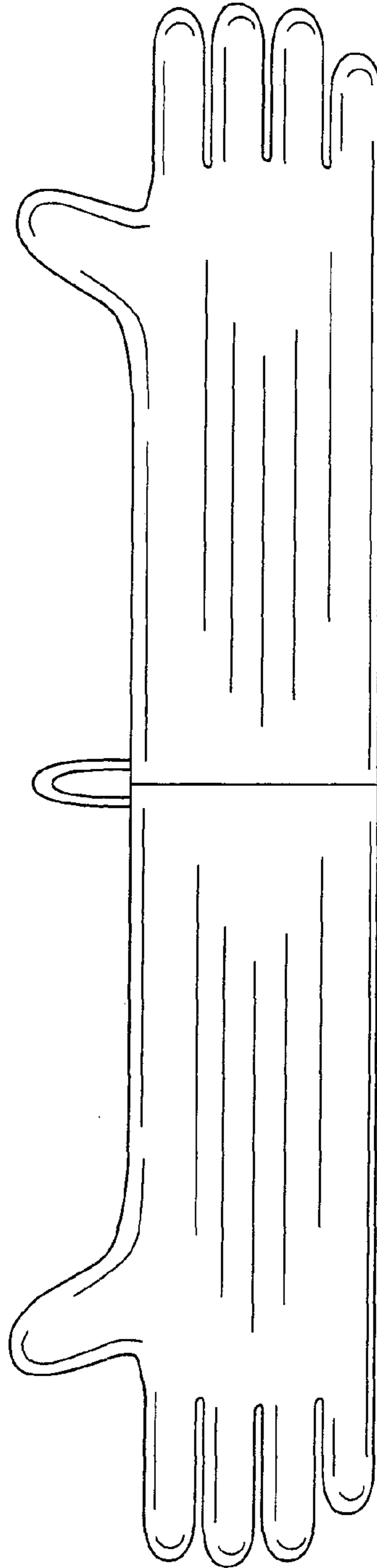


FIG. 2



FIG. 3

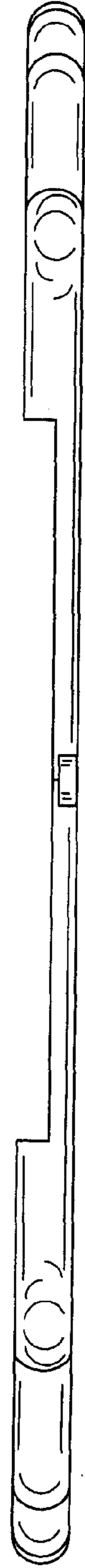


FIG. 4

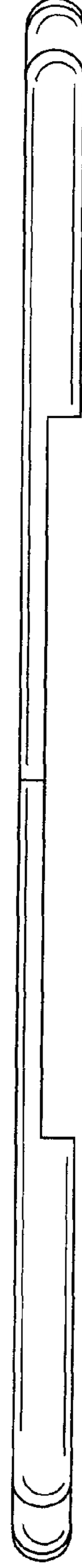


FIG. 5