



US00D527490S

(12) **United States Design Patent**  
**Patzak**

(10) **Patent No.:** **US D527,490 S**

(45) **Date of Patent:** **\*\* Aug. 29, 2006**

(54) **HAIR DRYER**

(75) Inventor: **Peter K. Patzak**, Darmstadt (DE)

(73) Assignee: **Wella Aktiengesellschaft**, Darmstadt (DE)

(\*\*) Term: **14 Years**

(21) Appl. No.: **29/191,597**

(22) Filed: **Oct. 9, 2003**

(30) **Foreign Application Priority Data**

Apr. 11, 2003 (DE) ..... 4 03 02 917

(51) **LOC (8) Cl.** ..... **28-03**

(52) **U.S. Cl.** ..... **D28/17**

(58) **Field of Classification Search** ..... D28/12-19;  
34/96-101, 201; 392/380, 383, 384, 385,  
392/381, 382; 219/222

See application file for complete search history.

(56) **References Cited**

**U.S. PATENT DOCUMENTS**

- 235,383 A \* 12/1880 McNair ..... 251/167
- 3,650,041 A \* 3/1972 Strzelczyk ..... 34/99
- 4,541,442 A \* 9/1985 Hollmann et al. .... 132/212
- 4,691,451 A \* 9/1987 Giorgis ..... 34/68
- 4,910,382 A \* 3/1990 Kakuya et al. .... 219/222
- 4,914,273 A \* 4/1990 Matsui ..... 219/222
- D321,411 S \* 11/1991 Moll ..... D28/17
- 5,063,688 A \* 11/1991 Moll et al. .... 34/97
- 5,231,770 A \* 8/1993 Fertig ..... 34/266

- D474,562 S \* 5/2003 Shimizu ..... D28/16
- D477,111 S \* 7/2003 Zimmermann ..... D28/17
- 6,606,800 B1 \* 8/2003 Anthes et al. .... 34/96
- 6,651,674 B1 \* 11/2003 Ozaki et al. .... 132/211

**FOREIGN PATENT DOCUMENTS**

WO DM/033 406 2/1995

\* cited by examiner

*Primary Examiner*—Lucy Lieberman

*Assistant Examiner*—Zenia I Bennett

(74) *Attorney, Agent, or Firm*—Fulbright & Jaworski, LLP


(57) **CLAIM**

The ornamental design for a hair dryer, as shown and described.

**DESCRIPTION**

FIG. 1 is a front photographic view of a hair dryer;  
 FIG. 2 is a rear photographic view thereof;  
 FIG. 3 is a top photographic view thereof;  
 FIG. 4 is a bottom photographic view thereof;  
 FIG. 5 is a side photographic view as seen from the right side of FIG. 1;  
 FIG. 6 is a side photographic view as seen from the left side of FIG. 1;  
 FIG. 7 is a perspective photographic view as seen from the upper left quadrant of FIG. 1; and,  
 FIG. 8 is a perspective photographic view as seen from the upper left quadrant of FIG. 2.

**1 Claim, 4 Drawing Sheets**






FIG. 1




FIG. 2



FIG. 3




FIG. 4

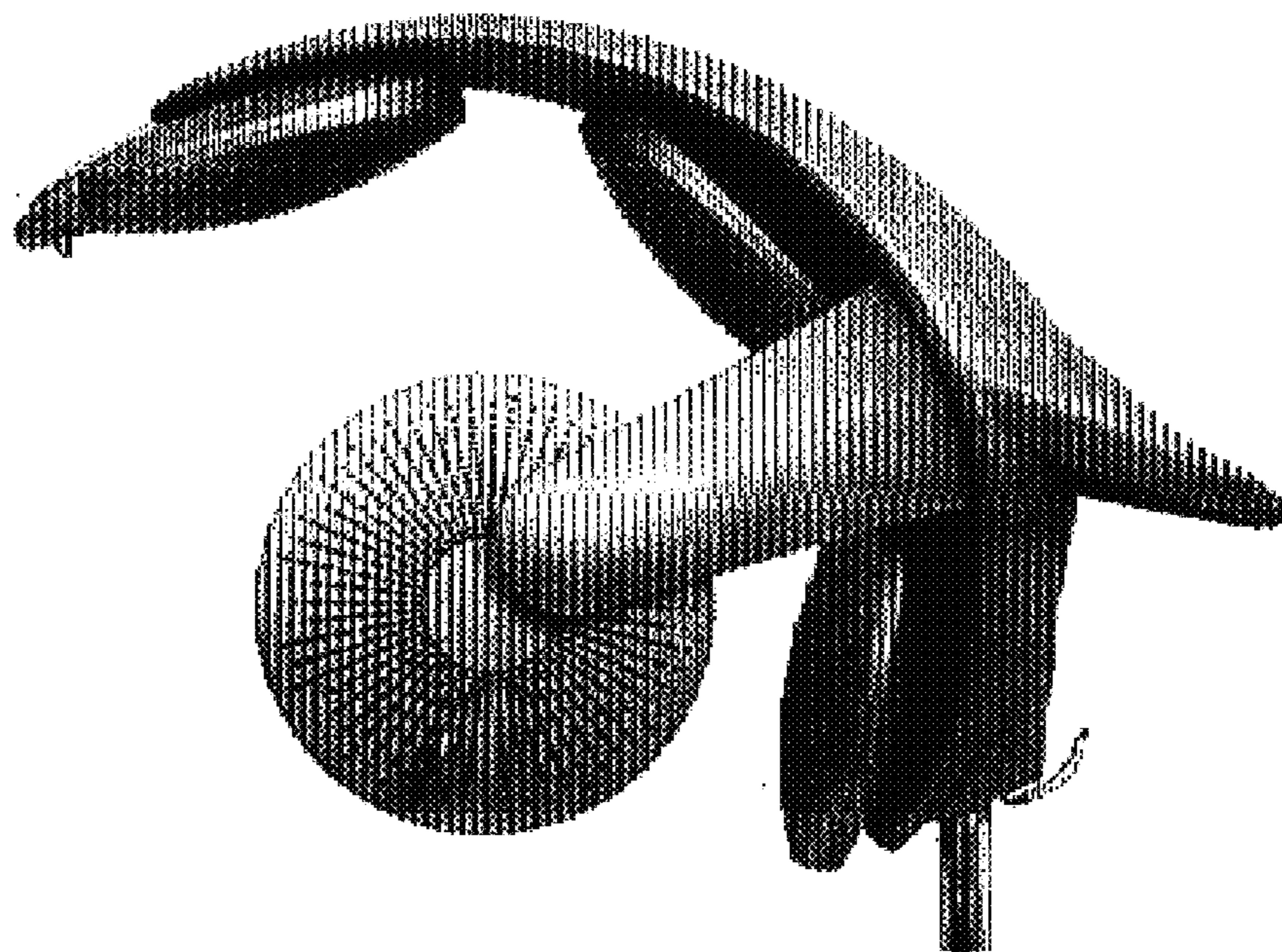


FIG. 5




FIG. 6




FIG. 7

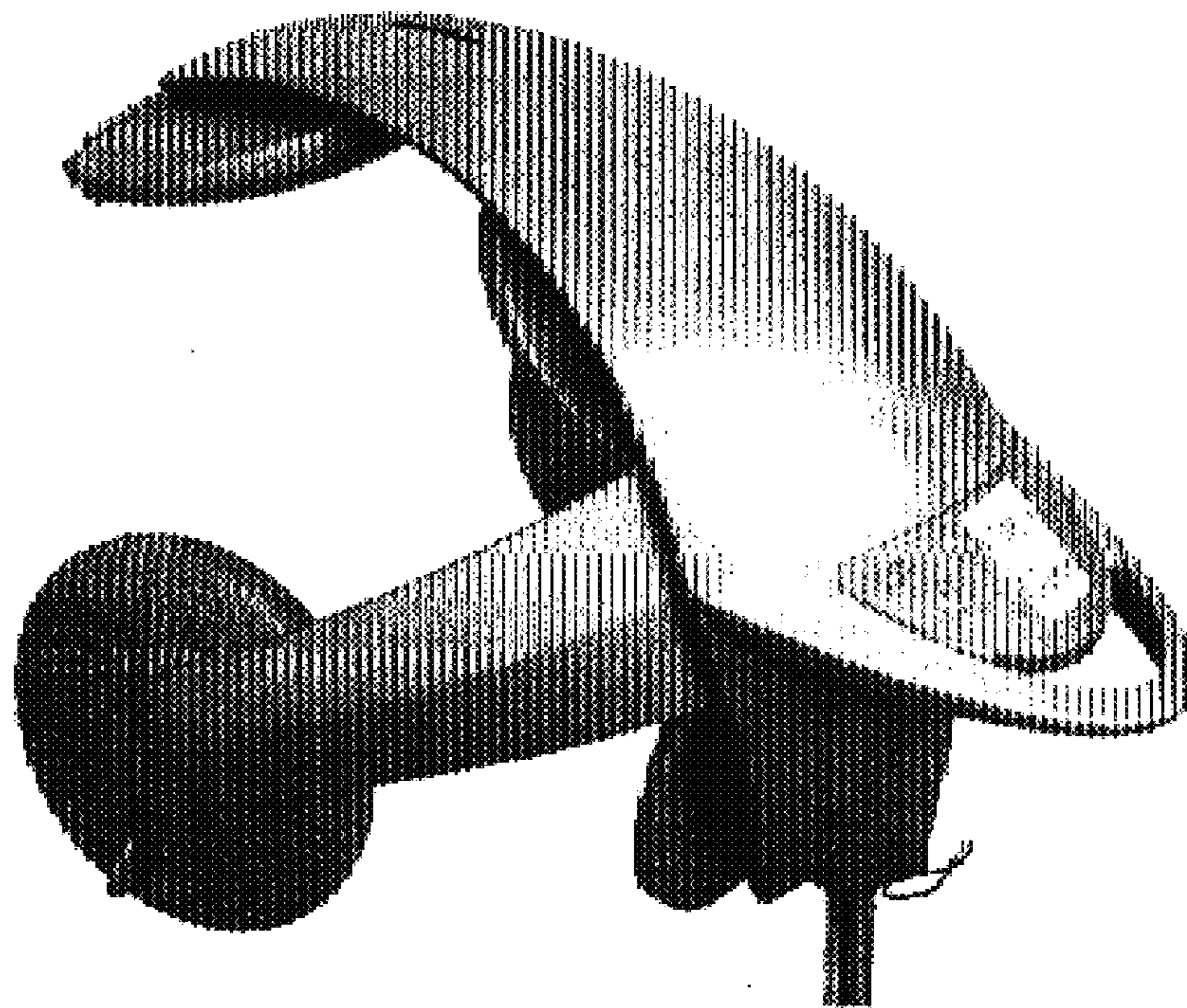


FIG. 8