



US00D527488S

(12) **United States Design Patent**
Hung

(10) **Patent No.:** **US D527,488 S**

(45) **Date of Patent:** **** Aug. 29, 2006**

(54) **CIGARETTE LIGHTER CLIP**

D471,316 S * 3/2003 Budde D27/161
D484,274 S * 12/2003 Shioi D27/161
D489,478 S * 5/2004 Shioi D27/161

(76) Inventor: **Han-Tan Hung**, P.O. Box 96-405,
Taipei (TW), 106

* cited by examiner

(**) Term: **14 Years**

Primary Examiner—Jennifer Rivard

(21) Appl. No.: **29/215,886**

(74) *Attorney, Agent, or Firm*—Troxell Law Office, PLLC

(22) Filed: **Oct. 27, 2004**

(57) **CLAIM**

(51) **LOC (8) Cl.** **27-06**

The ornamental design for a cigarette lighter clip, as shown and described.

(52) **U.S. Cl.** **D27/161; D27/172**

(58) **Field of Classification Search** D27/142,
D27/161, 172, 187; 206/85–89, 37; 431/253;
24/3.1, 3.11, 3.12, 3.13; D8/395, 396; D19/56
See application file for complete search history.

DESCRIPTION

(56) **References Cited**


FIG. 1 is a perspective view of cigarette lighter clip showing my new design.
FIG. 2 is a front elevational view;
FIG. 3 is a rear elevational view;
FIG. 4 is a left side elevational view;
FIG. 5 is a right side elevational view.
FIG. 6 is a bottom plan view;
FIG. 7 is a top plan view; and,
FIG. 8 is another perspective view.

U.S. PATENT DOCUMENTS

The broken lines are shown for illustrative purposes only and form no part of the claimed design.

- D261,775 S * 11/1981 Valigura D19/56
- 4,363,432 A * 12/1982 Warthen 206/87
- D303,159 S * 8/1989 Heath D27/172
- D321,569 S * 11/1991 Wallace D27/142
- D354,677 S * 1/1995 Troyer D8/396
- 5,409,374 A * 4/1995 Liard 431/253
- D436,223 S * 1/2001 Pascanu et al. D27/161
- 6,196,382 B1 * 3/2001 Lenderman 206/37

1 Claim, 5 Drawing Sheets






FIG. 1




FIG. 2

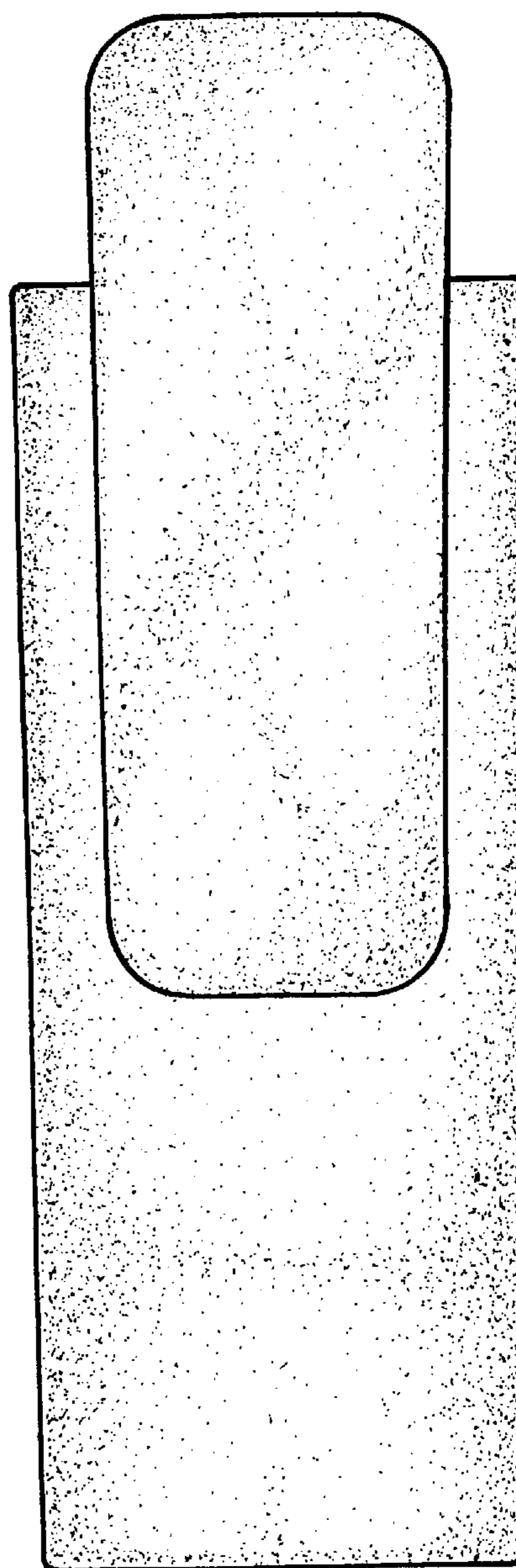


FIG. 3




FIG. 4




FIG. 5

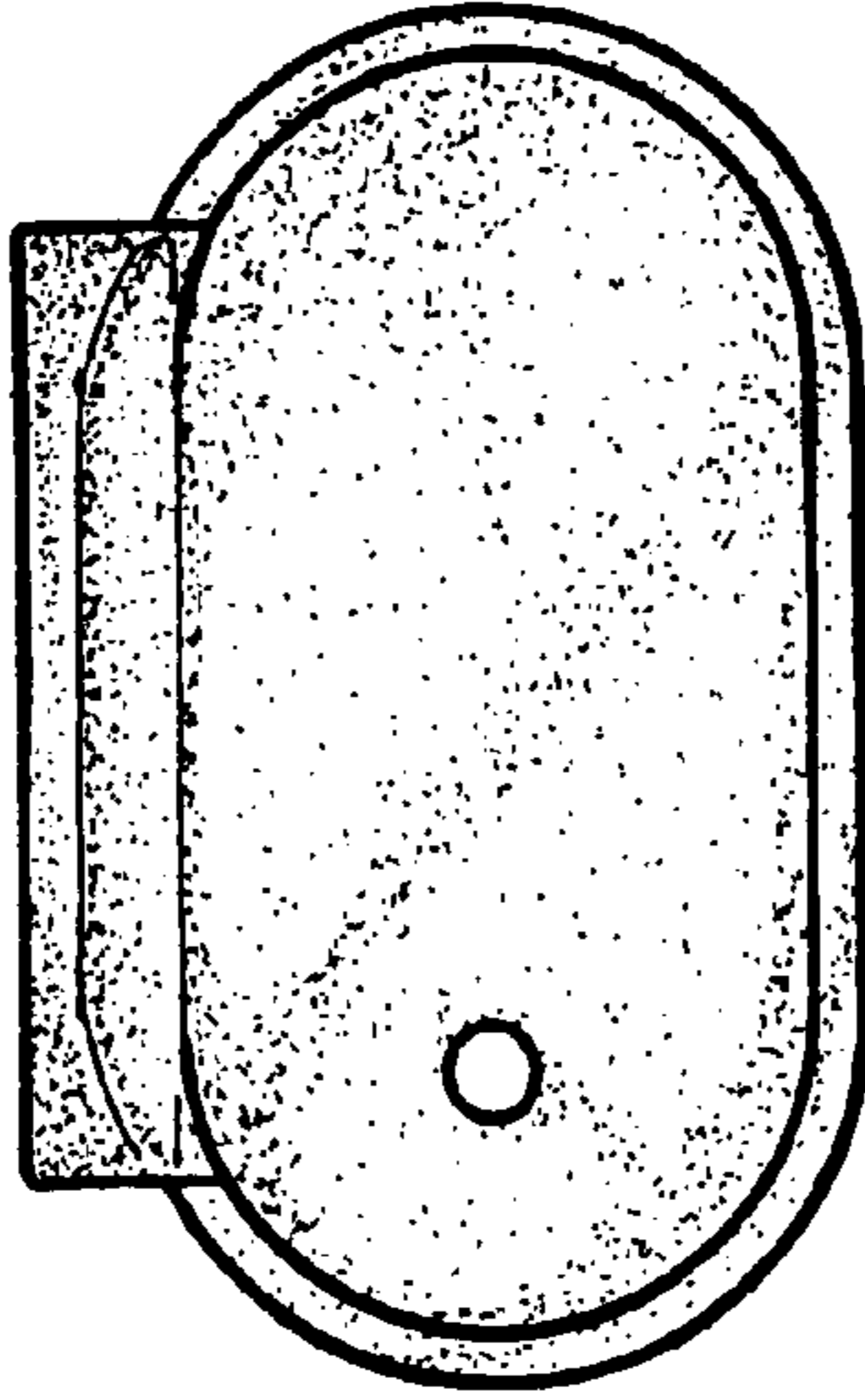


FIG. 6

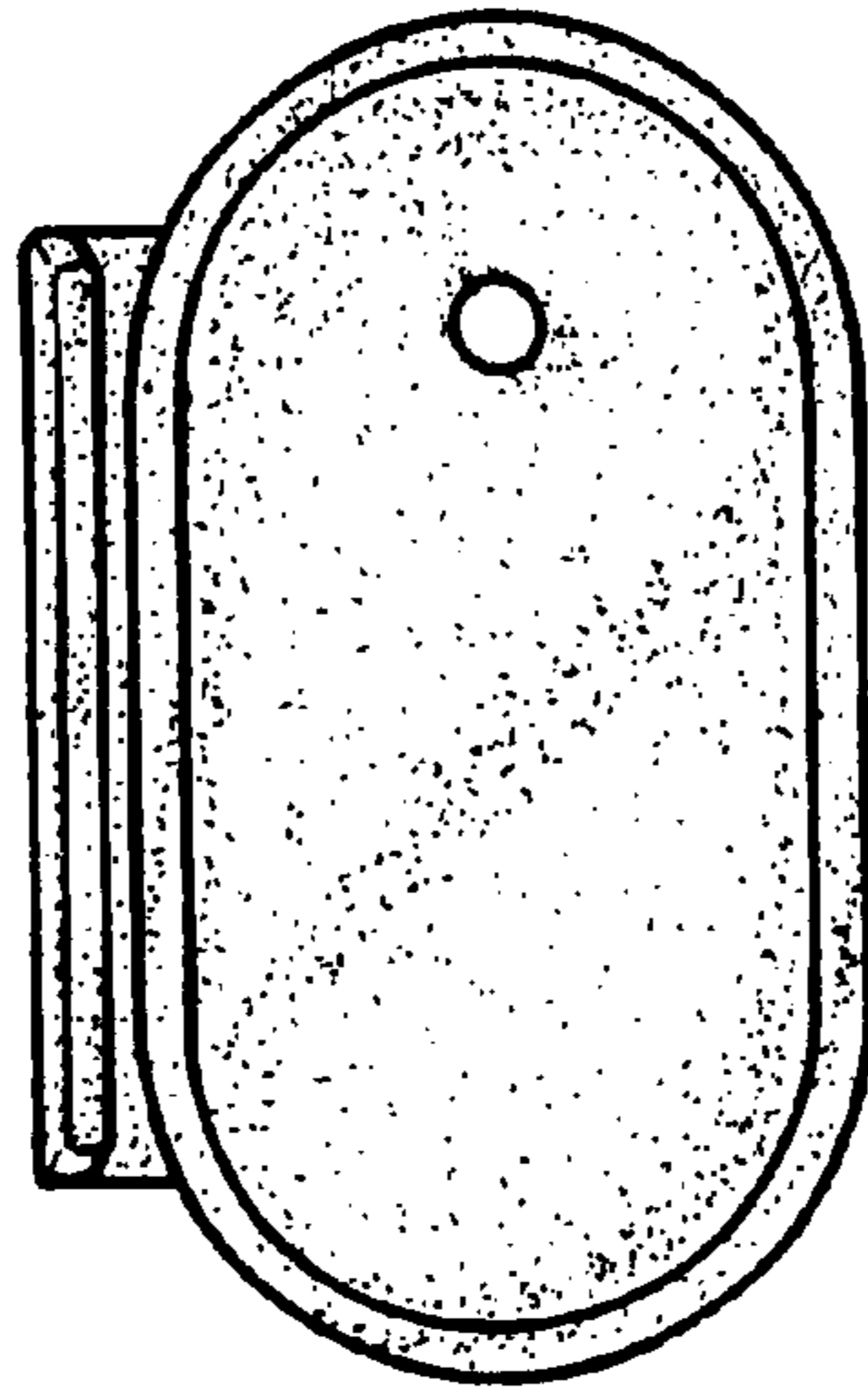


FIG. 7

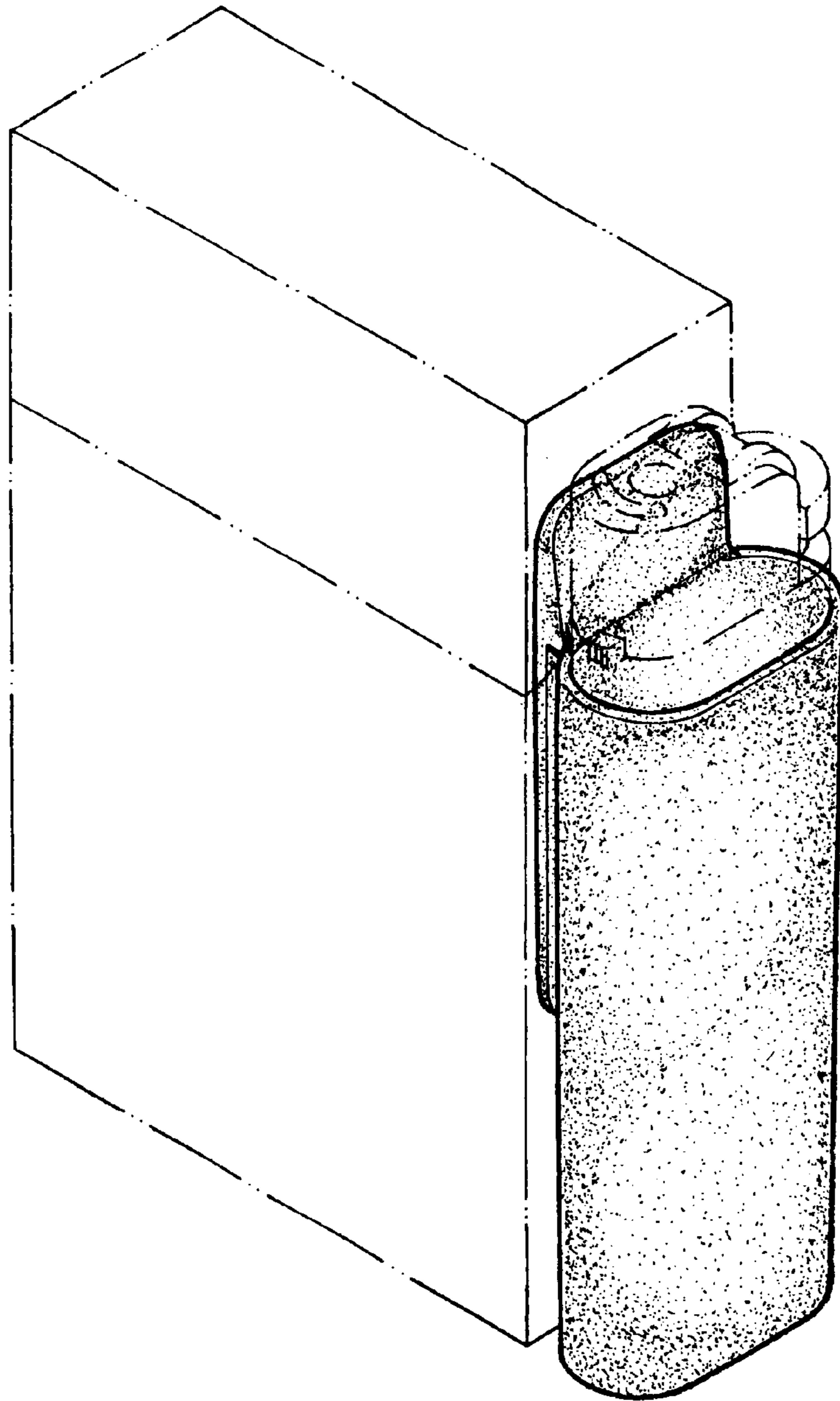


FIG. 8