

US00D527477S

(12) **United States Design Patent**  
**Chen**

(10) **Patent No.:** **US D527,477 S**

(45) **Date of Patent:** **\*\* Aug. 29, 2006**

(54) **USB FLASHLIGHT**

(75) Inventor: **Johnson Chen**, Walnut, CA (US)

(73) Assignee: **Unitime International Co., Ltd.**,  
Walnut, CA (US)

(\*\*) Term: **14 Years**

(21) Appl. No.: **29/238,375**

(22) Filed: **Sep. 13, 2005**

(51) **LOC (8) Cl.** ..... **26-02**

(52) **U.S. Cl.** ..... **D26/37; D14/432**

(58) **Field of Classification Search** ..... D14/432;  
D26/37-50; 362/157, 158, 171-174, 183-208  
See application file for complete search history.

(56) **References Cited**

**U.S. PATENT DOCUMENTS**

- D479,019 S \* 8/2003 Lishen ..... D29/102
- D501,266 S \* 1/2005 Harris et al. .... D26/37
- D501,781 S \* 2/2005 Galli ..... D8/99

D511,519 S \* 11/2005 Bone et al. .... D14/432

\* cited by examiner

*Primary Examiner*—Marcus A. Jackson

(74) *Attorney, Agent, or Firm*—Pro-Techtor Int'l Services

(57) **CLAIM**

The ornamental design for an USB flashlight, as shown and described.

**DESCRIPTION**

FIG. 1 is a perspective view of an USB flashlight showing my new design;

FIG. 2 is a front view thereof;

FIG. 3 is a rear view thereof;

FIG. 4 is a left side view thereof;


FIG. 5 is a right side view thereof;

FIG. 6 is a top view thereof;

FIG. 7 is a bottom view thereof; and,

FIG. 8 is an exploded perspective view of the USB flashlight showing the cap in the removed position.

**1 Claim, 3 Drawing Sheets**






FIG. 1

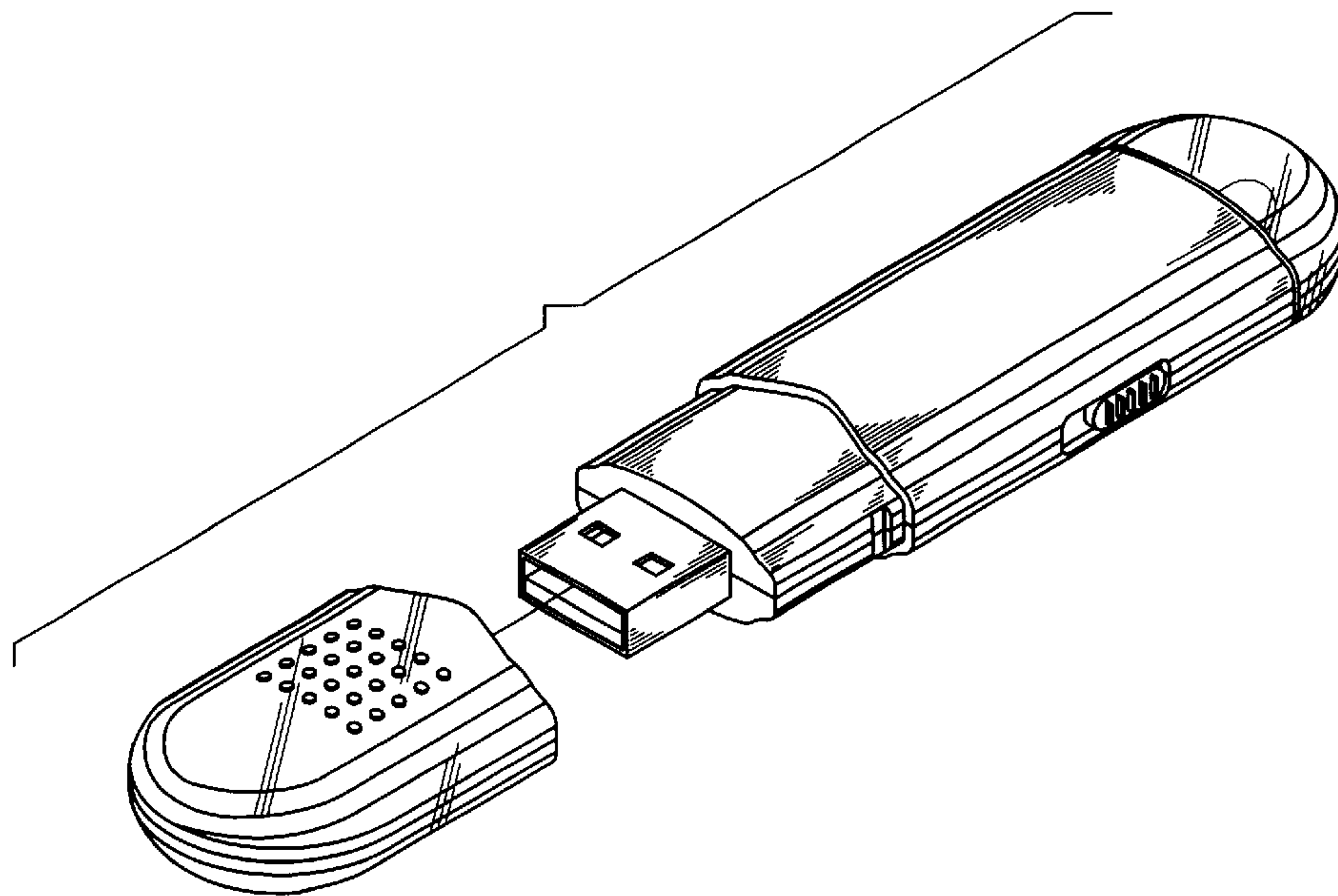


FIG. 8

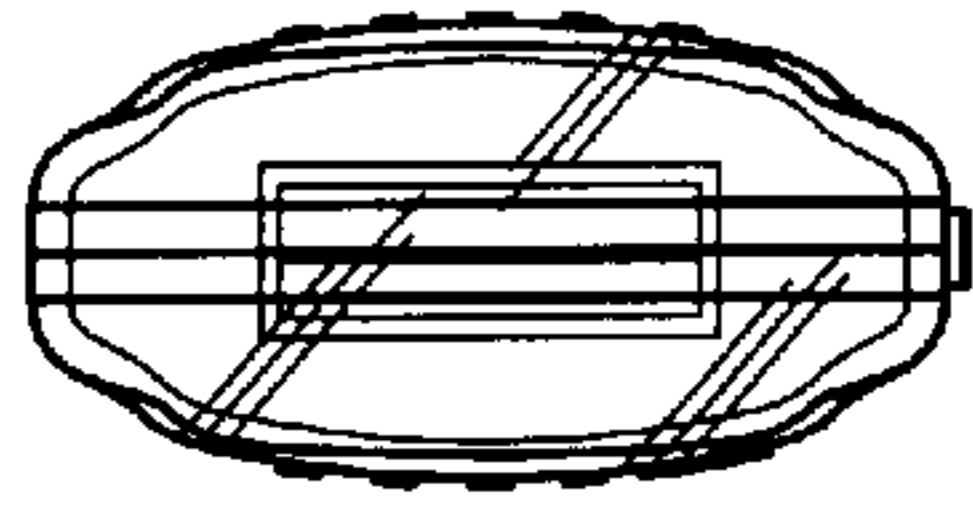


FIG. 2

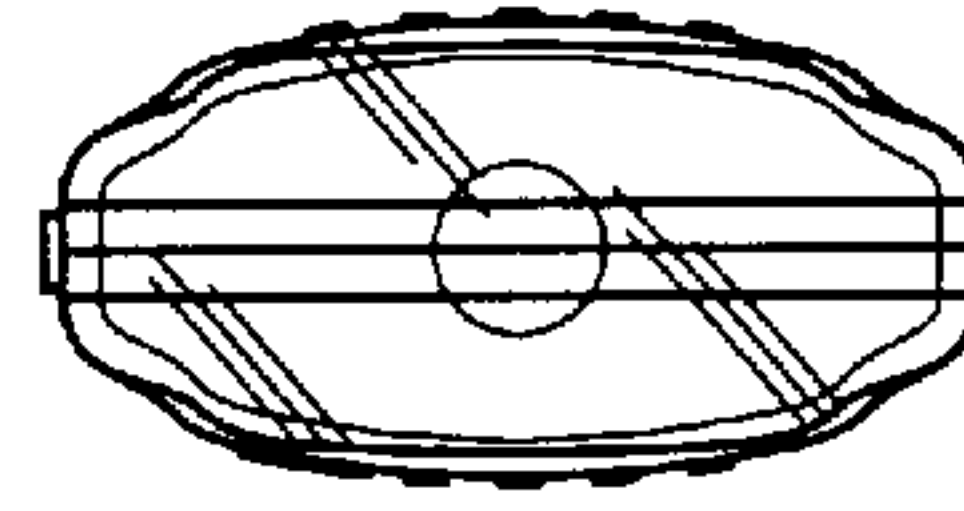


FIG. 3




FIG. 4

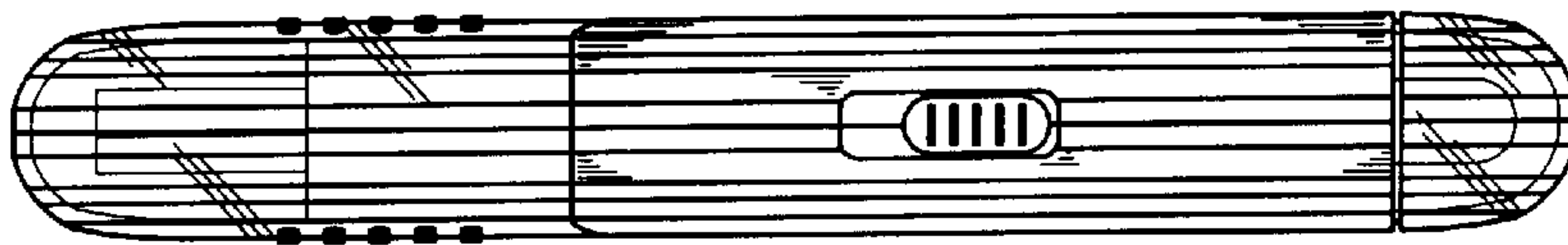


FIG. 5

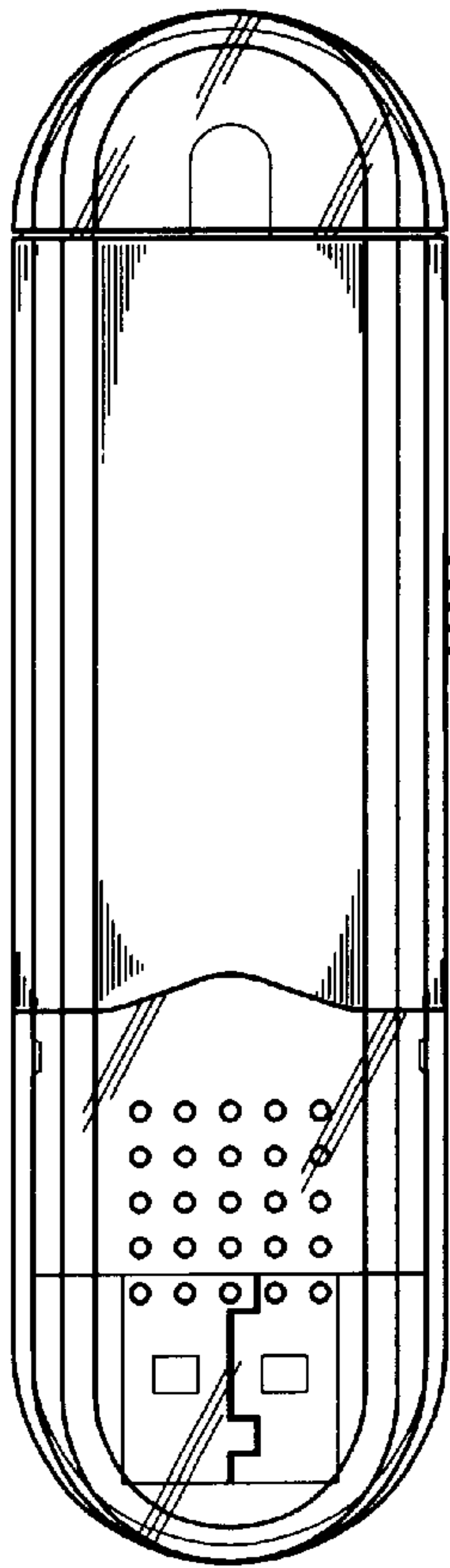


FIG. 6

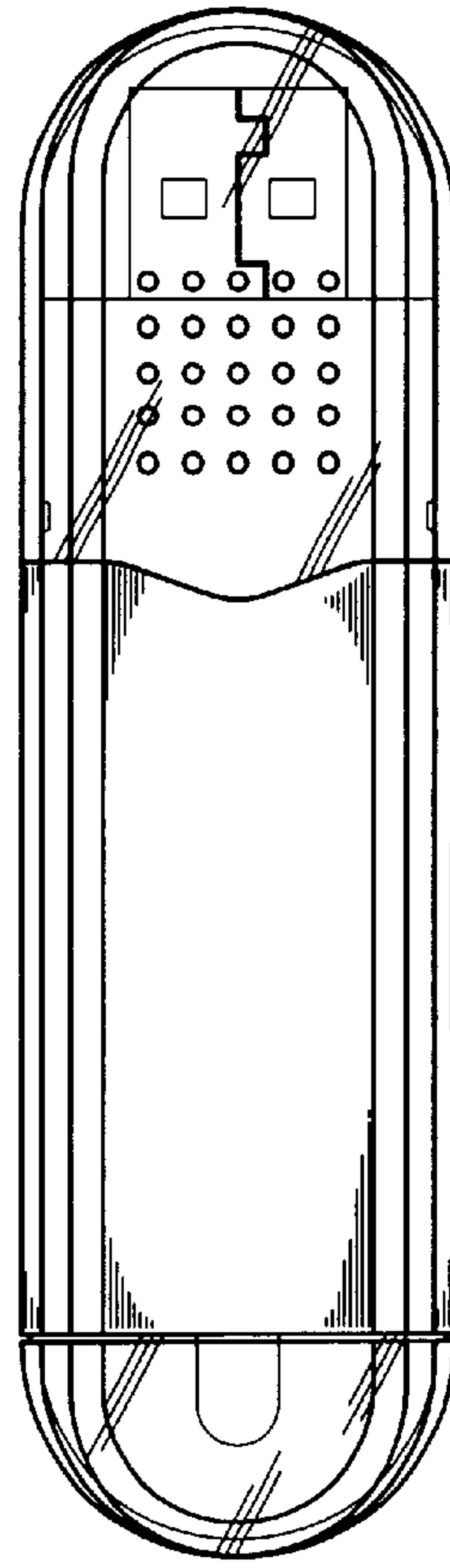


FIG. 7