



US00D527456S

(12) **United States Design Patent**
de Vries

(10) **Patent No.:** **US D527,456 S**

(45) **Date of Patent:** **** Aug. 29, 2006**

(54) **AMPUL BREAKER**

(75) **Inventor:** **Noes de Vries**, Nijmegen (NL)

(73) **Assignee:** **Broockeville Corporation B.V.**,
Curacao (AN)

(**) **Term:** **14 Years**

(21) **Appl. No.:** **29/205,860**

(22) **Filed:** **May 21, 2004**

(30) **Foreign Application Priority Data**

Nov. 24, 2003 (EM) 000105887

(51) **LOC (8) Cl.** **24-02**

(52) **U.S. Cl.** **D24/133**

(58) **Field of Classification Search** D24/133,
D24/117, 127, 131; 225/93, 105, 103; 215/47;
81/3.4

See application file for complete search history.

(56) **References Cited**

U.S. PATENT DOCUMENTS

3,544,020 A * 12/1970 Shaw et al. 215/12.1
3,720,250 A * 3/1973 Goldberg et al. 81/3.4

D291,489 S * 8/1987 Dudnyk D24/127
6,244,487 B1 * 6/2001 Murray 225/93
6,540,125 B1 * 4/2003 De Jongh 225/93
6,832,703 B1 * 12/2004 Scott et al. 222/189.06

* cited by examiner

Primary Examiner—Ian Simmons

Assistant Examiner—Christopher Lee

(74) *Attorney, Agent, or Firm*—Troutman Sanders LLP;
Ryan A. Schneider


(57) **CLAIM**

The ornamental design for an ampul breaker, as shown and described.

DESCRIPTION

FIG. 1 is a perspective view of the ampul breaker showing my new design;
FIG. 2 is a left side elevational view thereof;
FIG. 3 is a right side elevational view thereof;
FIG. 4 is a front elevational view thereof;
FIG. 5 is a bottom perspective view thereof;
FIG. 6 is a bottom plan view thereof; and,
FIG. 7 is a top plan view.

1 Claim, 7 Drawing Sheets






FIG. 1

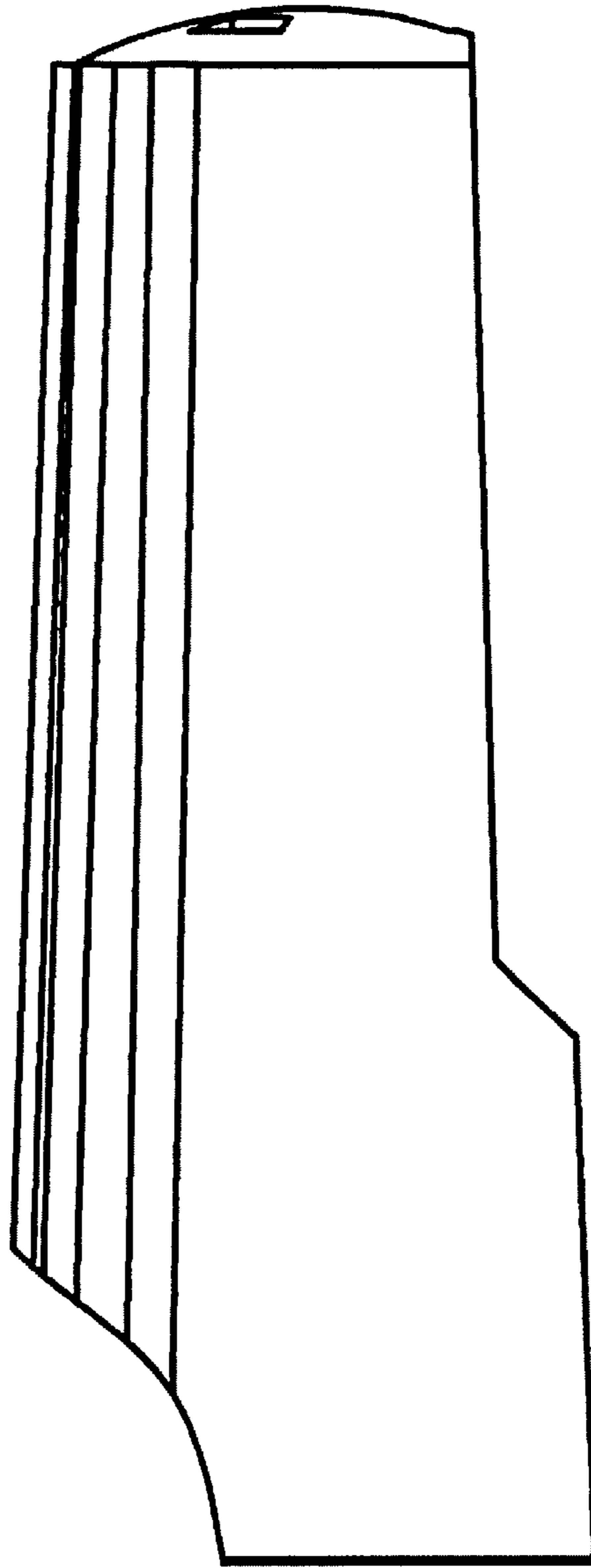


FIG. 2

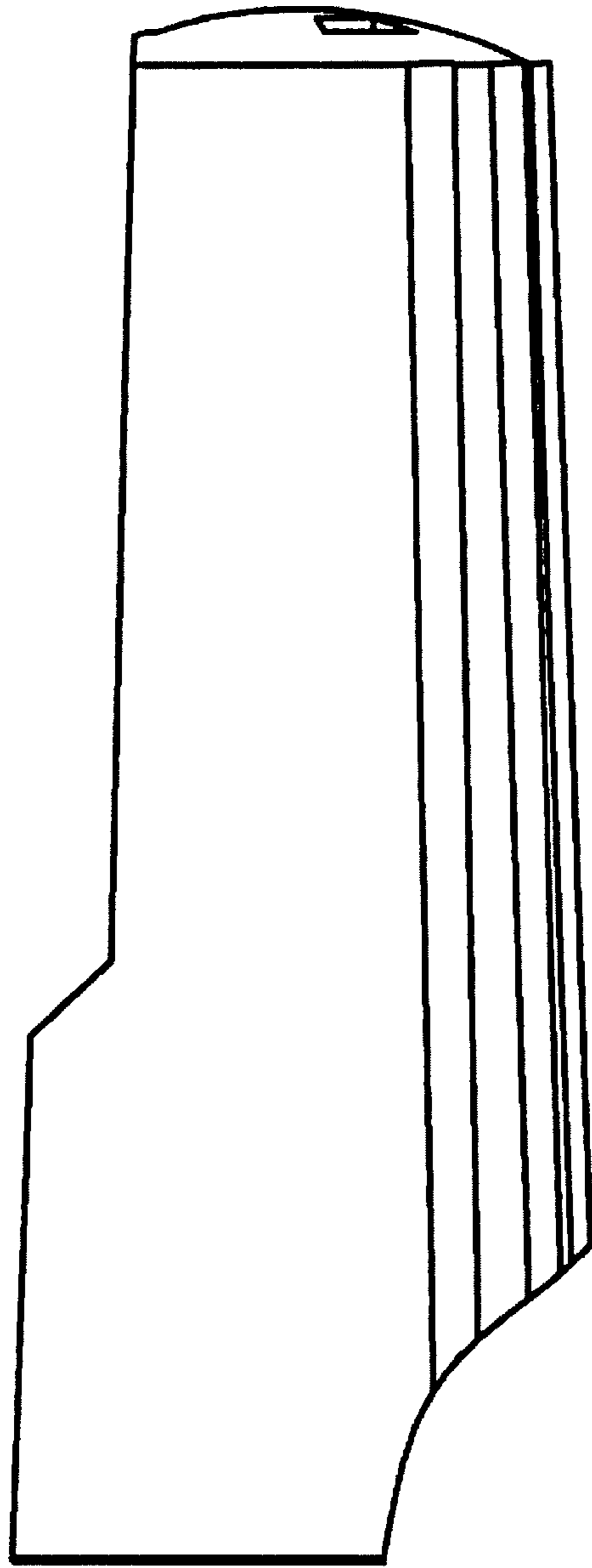


FIG. 3

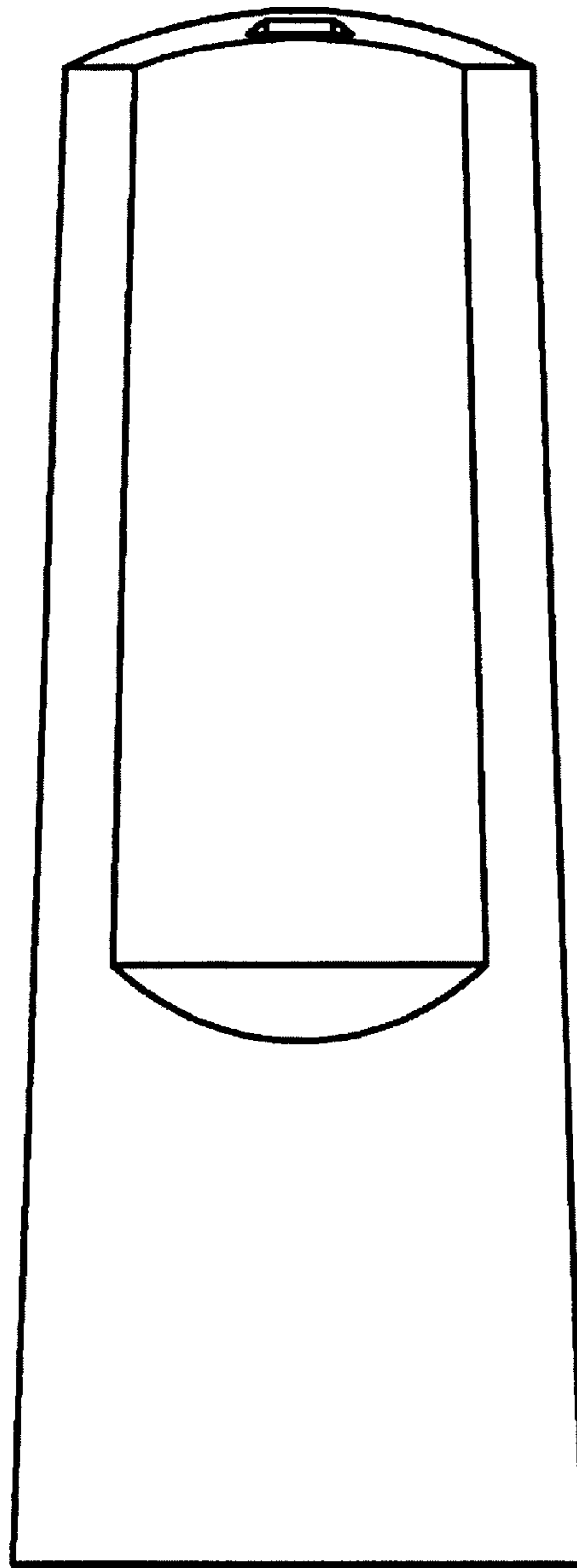


FIG. 4



FIG. 5

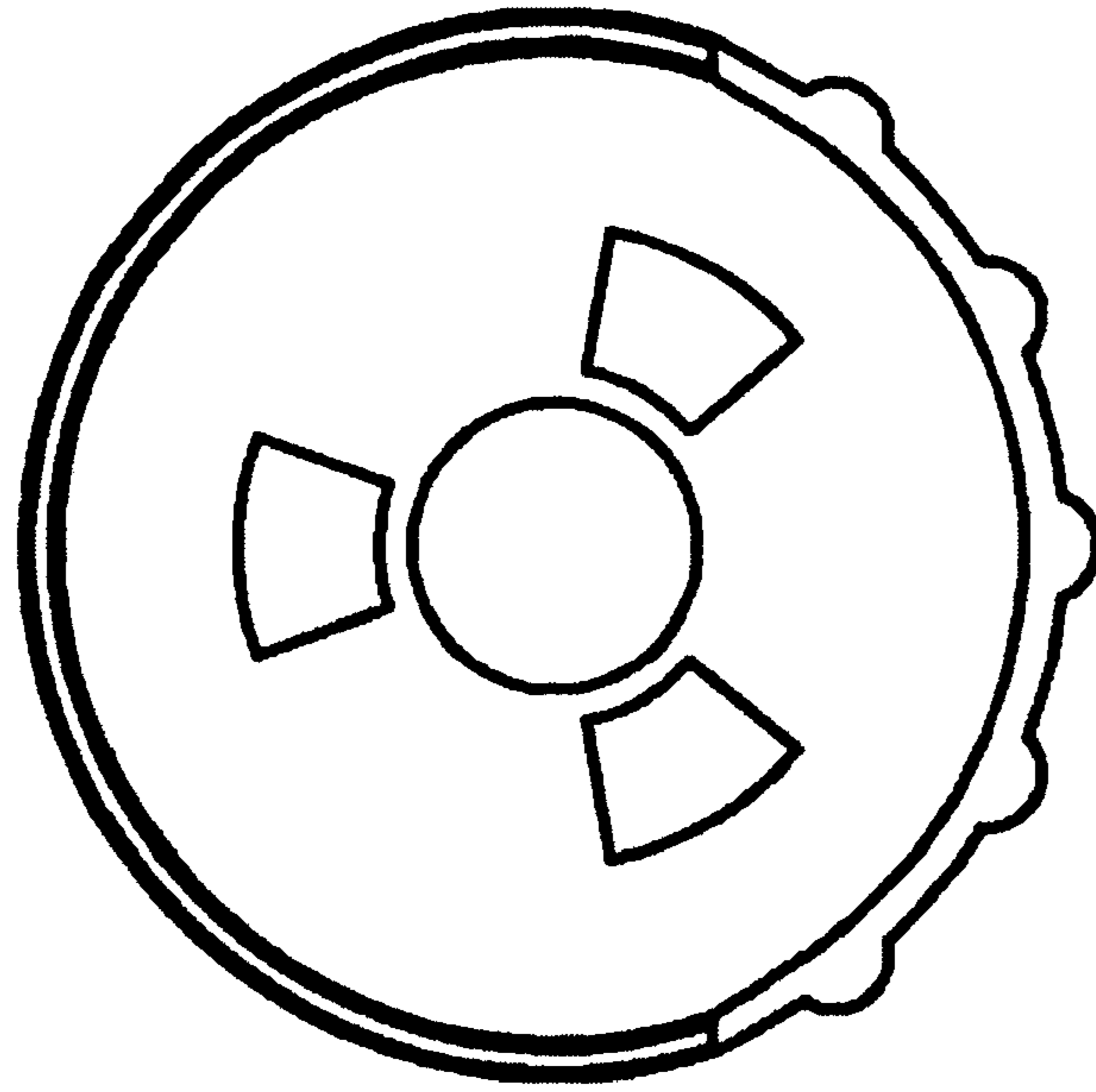


FIG. 6

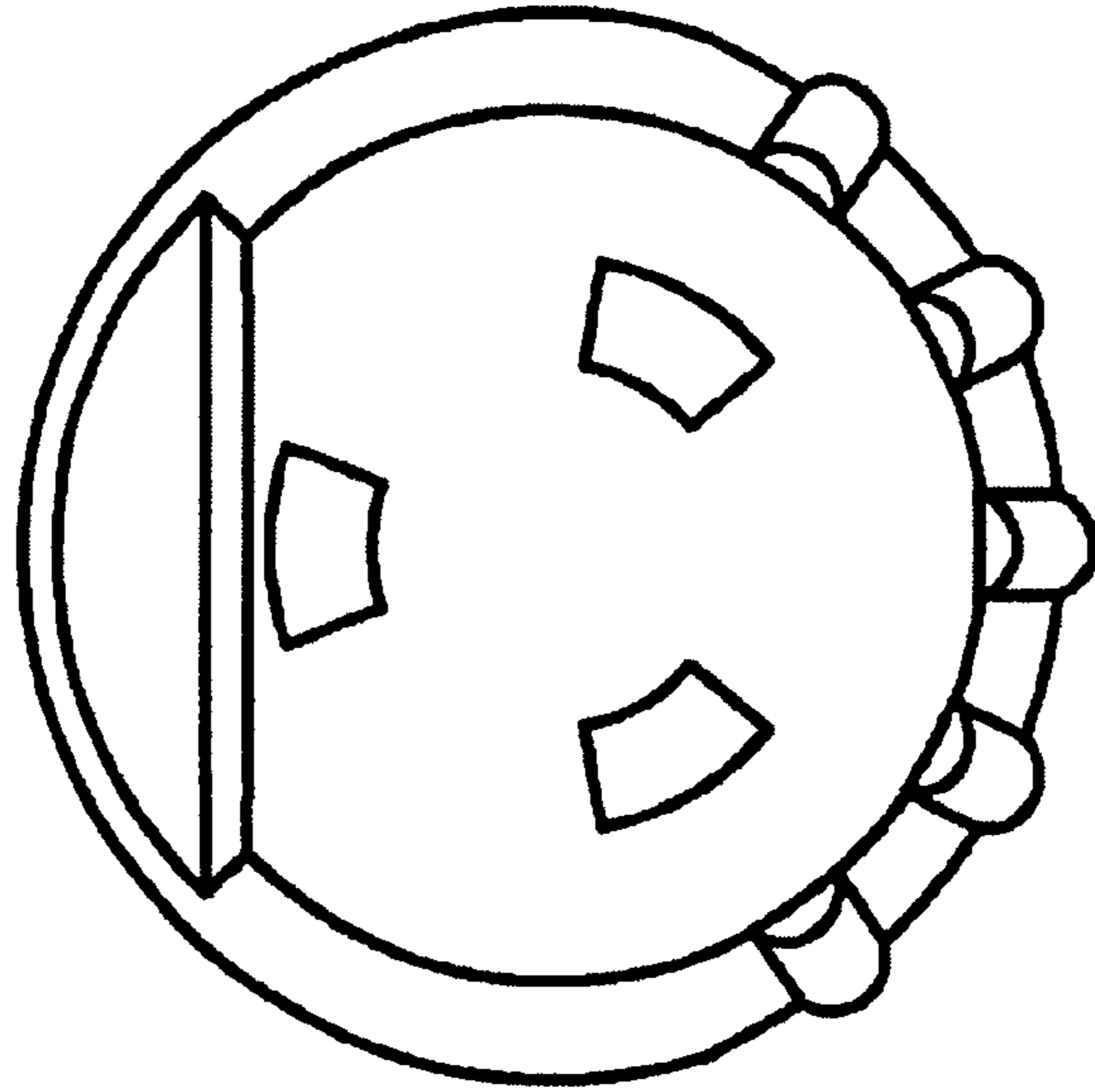


FIG. 7