



US00D527437S

(12) **United States Design Patent**  
**Bosse et al.**

(10) **Patent No.:** **US D527,437 S**

(45) **Date of Patent:** **\*\* Aug. 29, 2006**

(54) **FISHING SINKER**

D458,982 S \* 6/2002 Ratte ..... D22/145  
D463,842 S \* 10/2002 Gentry ..... D22/145

(75) Inventors: **Robert E. Bosse**, Cumming, GA (US);  
**Timothy H. Gregory**, Alpharetta, GA  
(US); **James Flandreau**, Winter  
Springs, FL (US)

\* cited by examiner

*Primary Examiner*—Catherine R. Oliver  
(74) *Attorney, Agent, or Firm*—Smith Frohwein Tempel  
Greenlee Blaha, LLC; Gregory Scott Smith

(73) Assignee: **Bass Boys, LLC**, Cumming, GA (US)

(57) **CLAIM**

(\*\*) Term: **14 Years**

The ornamental design for a fishing sinker, as shown and  
described.

(21) Appl. No.: **29/231,998**

**DESCRIPTION**

(22) Filed: **Jun. 13, 2005**

(51) **LOC (8) Cl.** ..... **22-05**

(52) **U.S. Cl.** ..... **D22/145**

(58) **Field of Classification Search** ..... D22/145–146,  
D22/116; 43/44.87, 44.97, 44.89, 44.91,  
43/44.96, 44.95, 44.9, 43.11, 43.13, 1  
See application file for complete search history.

FIG. 1 is a perspective view of my new ornamental design  
for a sinker;

FIG. 2 is a top plan view of the sinker of FIG. 1;

FIG. 3 is a bottom plan view of the sinker of FIG. 1;

FIG. 4 is a side elevational view of the sinker of FIG. 1; and,

FIG. 5 is a cross-sectional view of the sinker taken along  
lines 5—5 in FIG. 4.

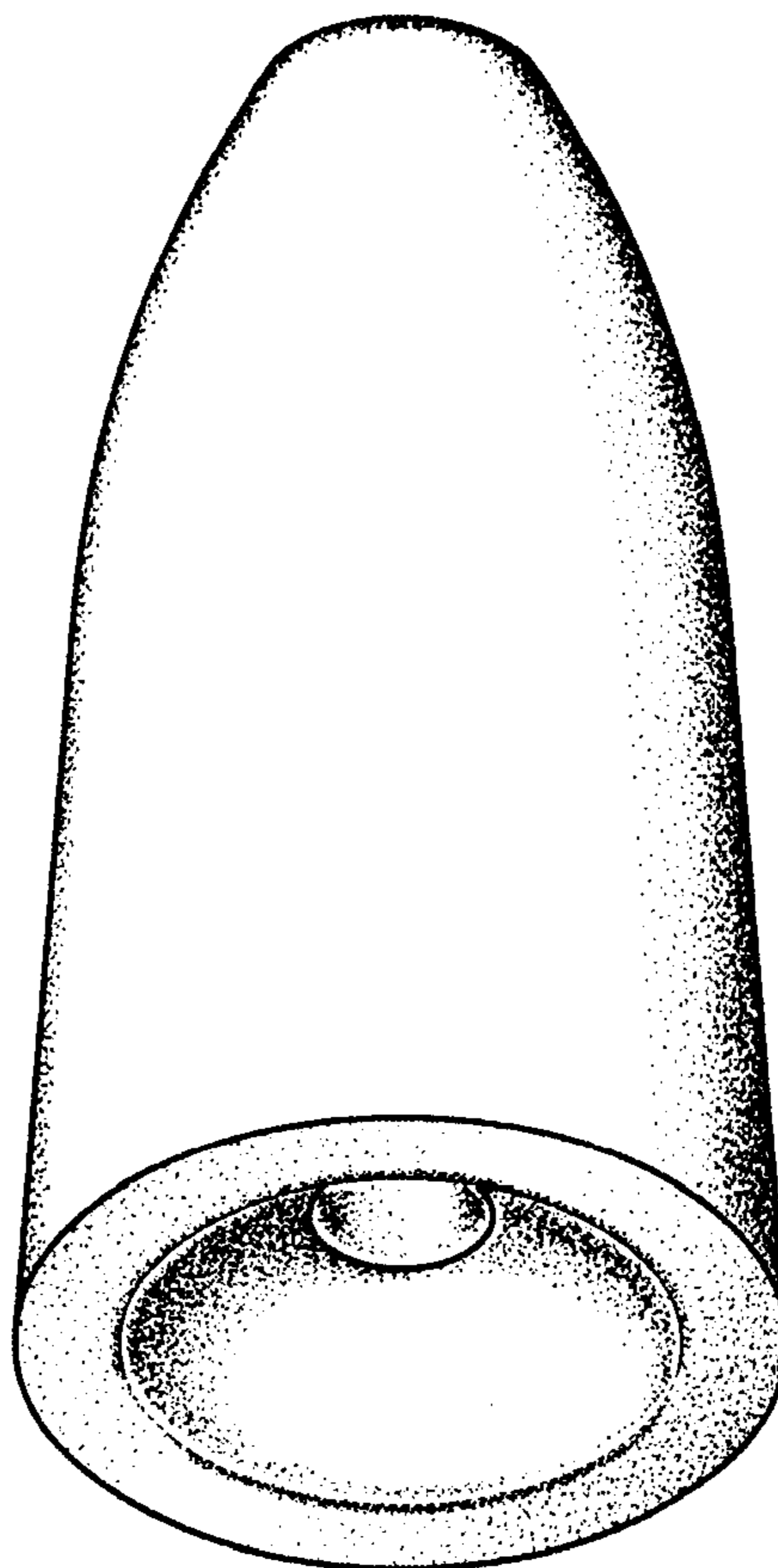
One embodiment of the invention is provided. The illus-  
trated embodiment shows the structure of the claimed fish-  
ing sinker. The edges of the central hole through the sinker  
are shown as rounded.

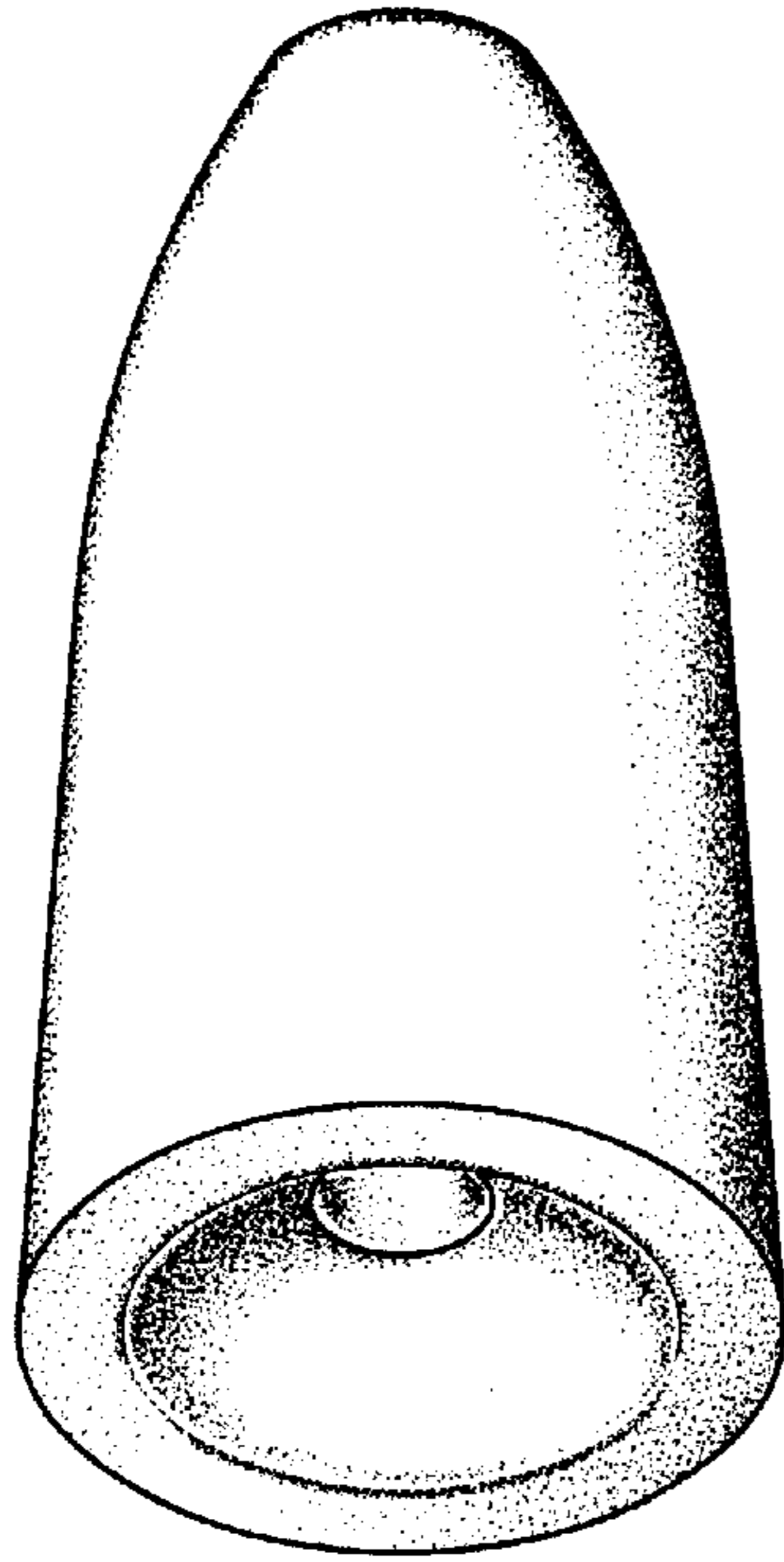
(56) **References Cited**

**U.S. PATENT DOCUMENTS**

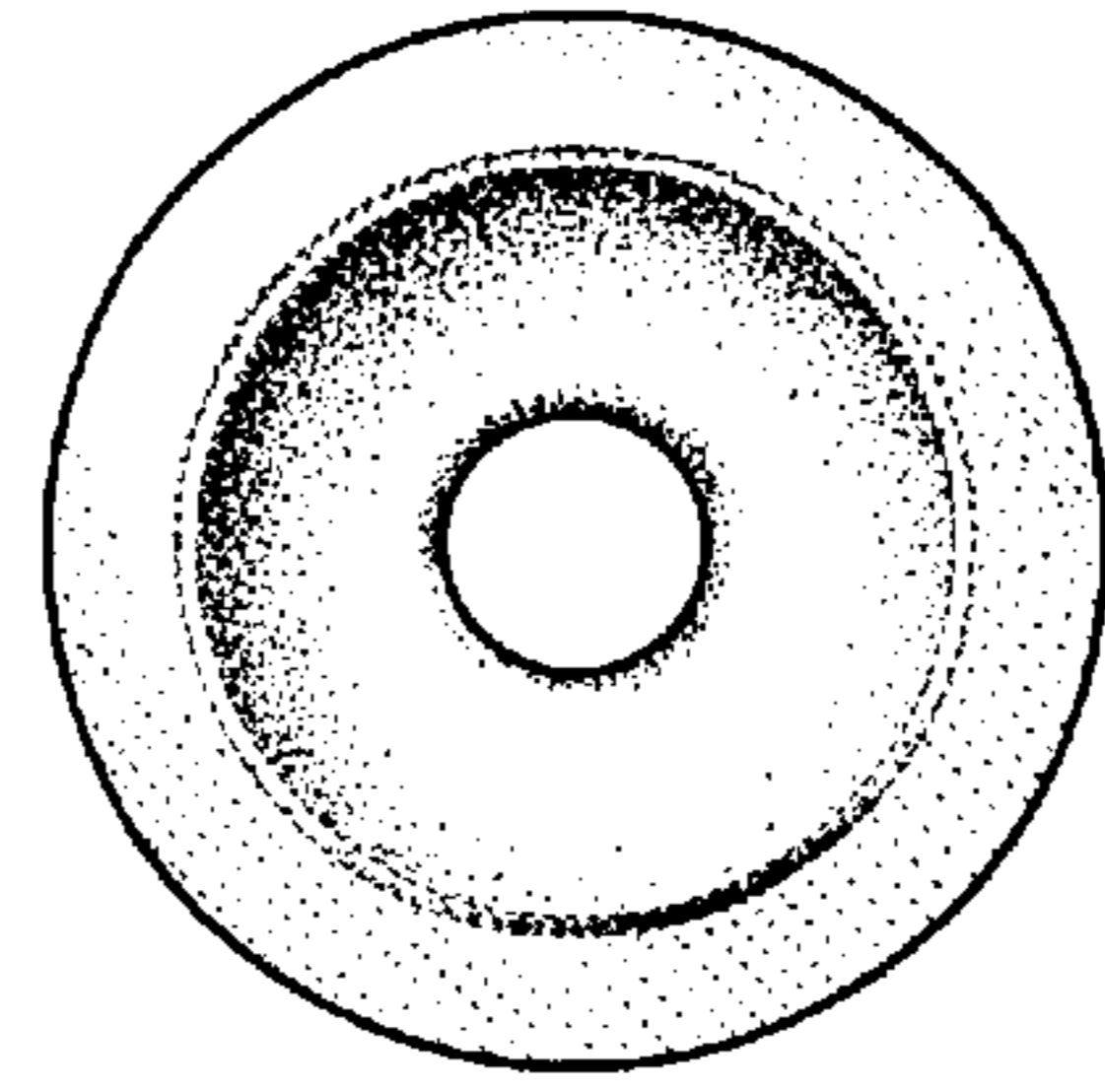
726,291 A \* 4/1903 Holmblad ..... D22/116  
D401,998 S \* 12/1998 Lee ..... D22/145  
D415,551 S \* 10/1999 Herzer et al. .... D22/145

**1 Claim, 1 Drawing Sheet**

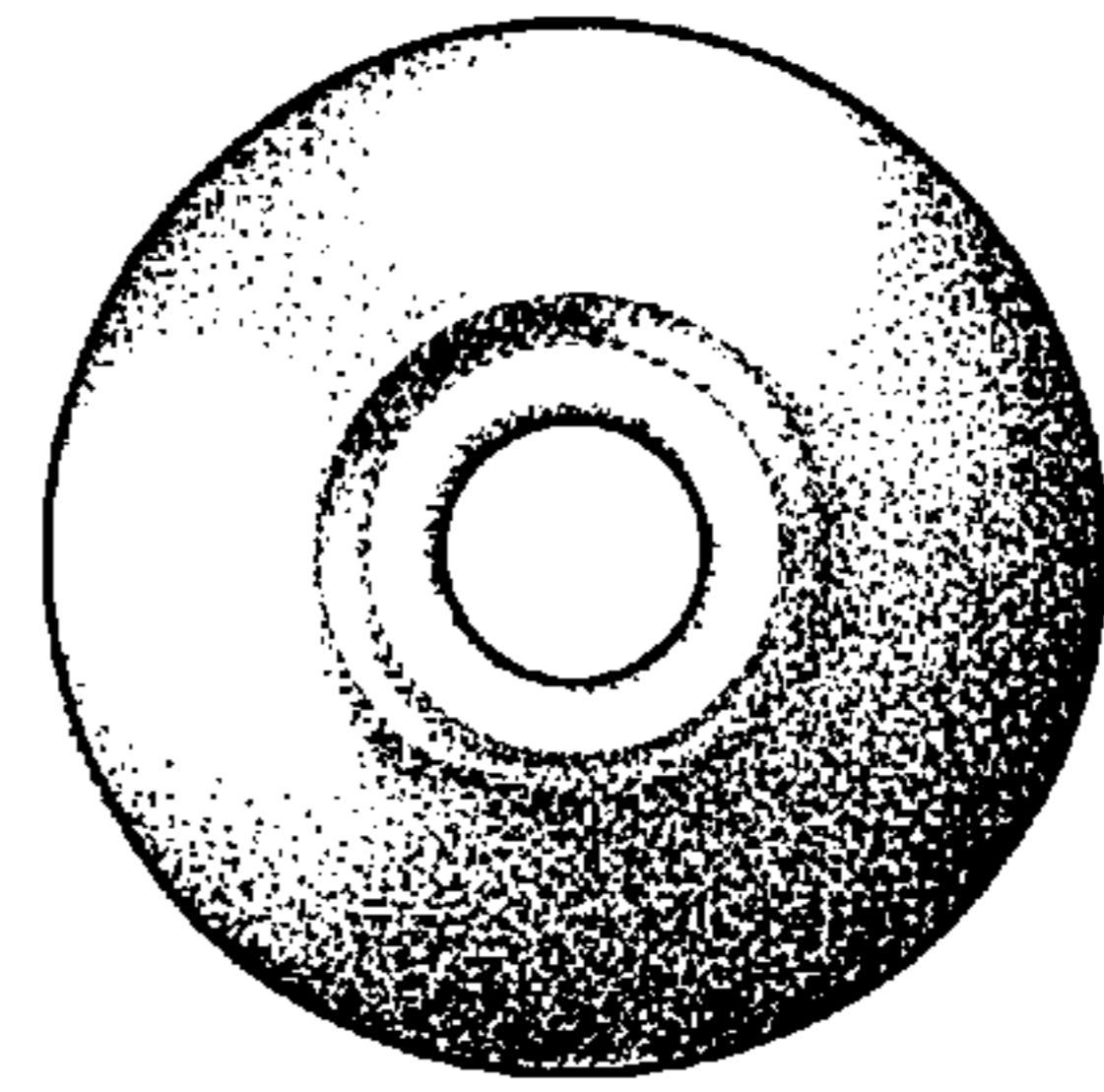





**FIG 1**



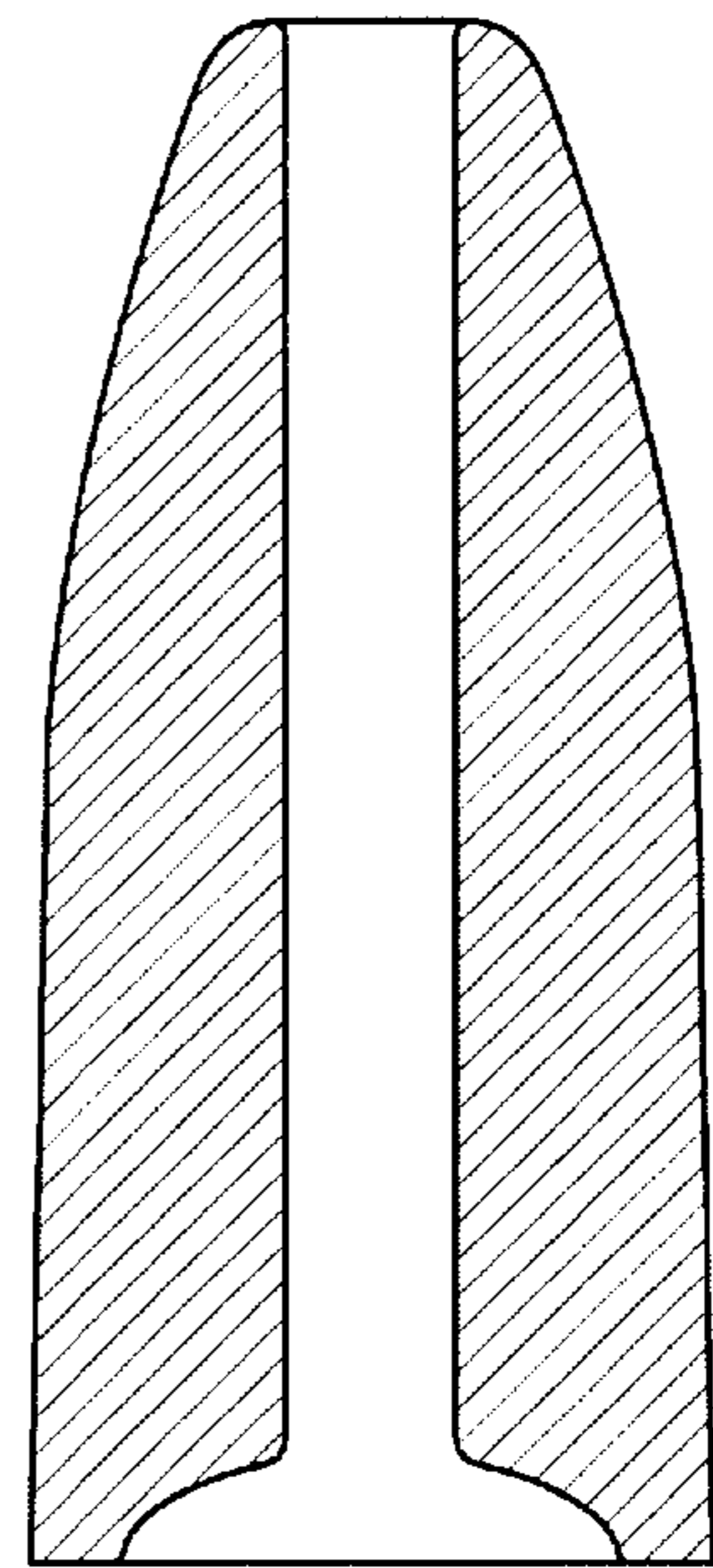
**FIG 2**



**FIG 3**



**FIG 4**



**FIG 5**