



US00D527425S

(12) **United States Design Patent**  
**Denison et al.**

(10) **Patent No.:** **US D527,425 S**

(45) **Date of Patent:** **\*\* \*Aug. 29, 2006**

(54) **VENDING MACHINE BILL VALIDATOR COVER**

(75) Inventors: **William D. Denison**, Lake Zurich, IL (US); **Gary L. Myers**, Monee, IL (US); **Richard Paeth**, St. Charles, IL (US); **Catalin Captarencu**, Wheeling, IL (US)

(73) Assignee: **TriTeq Lock and Security, LLC**, Elk Grove, IL (US)

(\*) Notice: This patent is subject to a terminal disclaimer.

(\*\*) Term: **14 Years**

(21) Appl. No.: **29/215,399**

(22) Filed: **Oct. 19, 2004**

(51) **LOC (8) Cl.** ..... **20-01**

(52) **U.S. Cl.** ..... **D20/8**

(58) **Field of Classification Search** ..... D20/1-9; D99/17, 18, 24; 194/205, 206, 212, 350; 221/75, 92, 94, 95, 96, 126, 155, 195; D34/1  
See application file for complete search history.

(56) **References Cited**

U.S. PATENT DOCUMENTS

D45,697 S \* 4/1914 Taylor ..... D20/1

D149,794 S \* 6/1948 Caruso ..... D20/4  
D362,037 S \* 9/1995 Kaye et al. .... D21/720  
D387,809 S \* 12/1997 Reese et al. .... D20/8  
D399,633 S \* 10/1998 Tsuchida ..... D99/34  
D421,064 S \* 2/2000 Wittern, Jr. .... D20/8  
D471,238 S \* 3/2003 Showers et al. .... D20/8  
6,638,157 B1 \* 10/2003 Perkitny ..... 453/13

\* cited by examiner

*Primary Examiner*—Robert M. Spear

(74) *Attorney, Agent, or Firm*—Leydig, Voit & Mayer, Ltd.

(57) **CLAIM**

The ornamental design for a vending machine bill validator cover, substantially as shown and described.

**DESCRIPTION**

FIG. 1 is a right front perspective view of a vending machine bill validator cover showing our new design;

FIG. 2 is a left rear perspective view thereof;

FIG. 3 is a front plan view thereof;

FIG. 4 is a right plan view thereof, the left side view being a minor image thereof;

FIG. 5 is a top view thereof, the bottom view being a minor image thereof; and,

FIG. 6 is a rear plan view thereof.

**1 Claim, 2 Drawing Sheets**




FIG. 1




FIG. 2

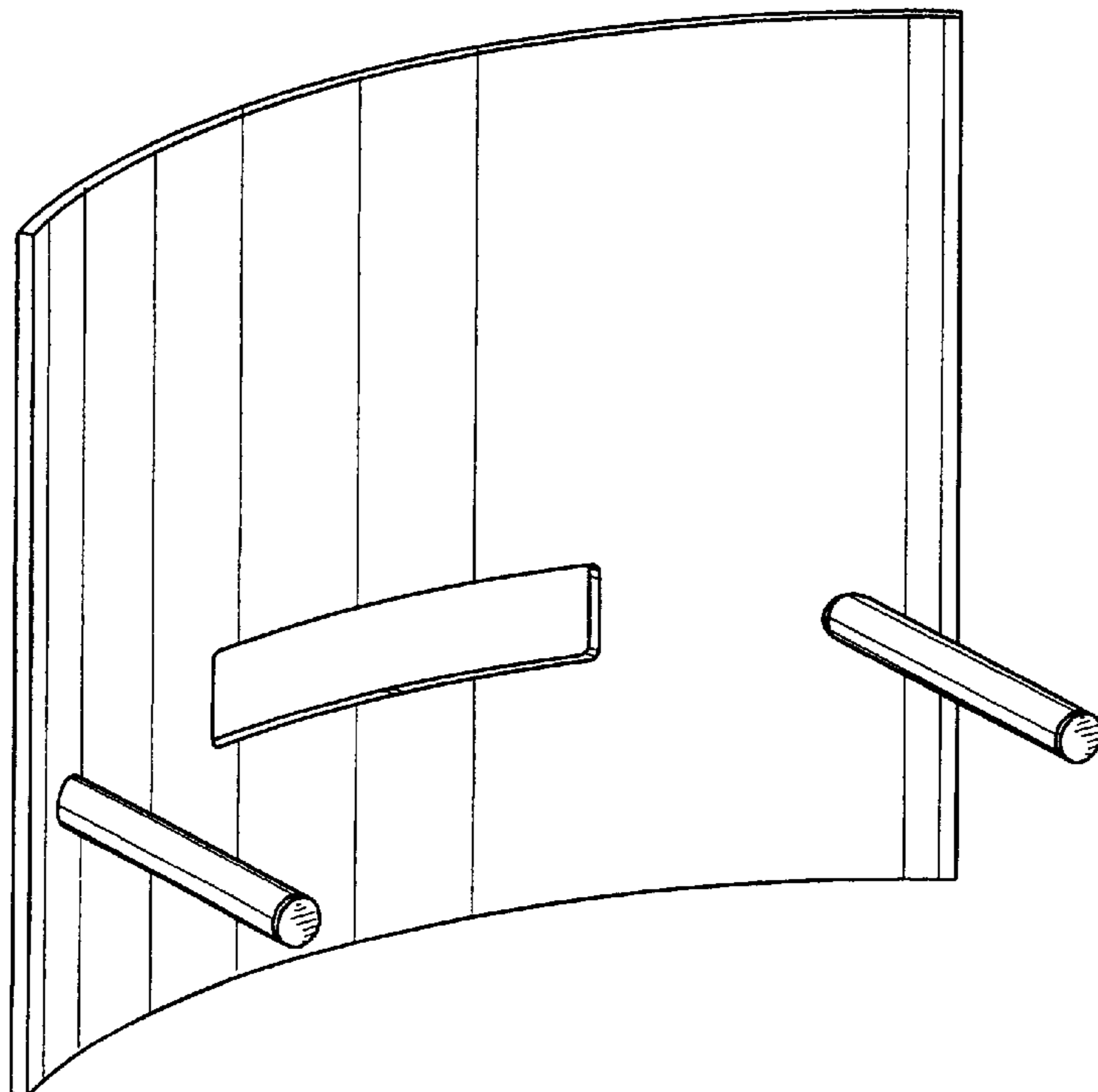


FIG. 6

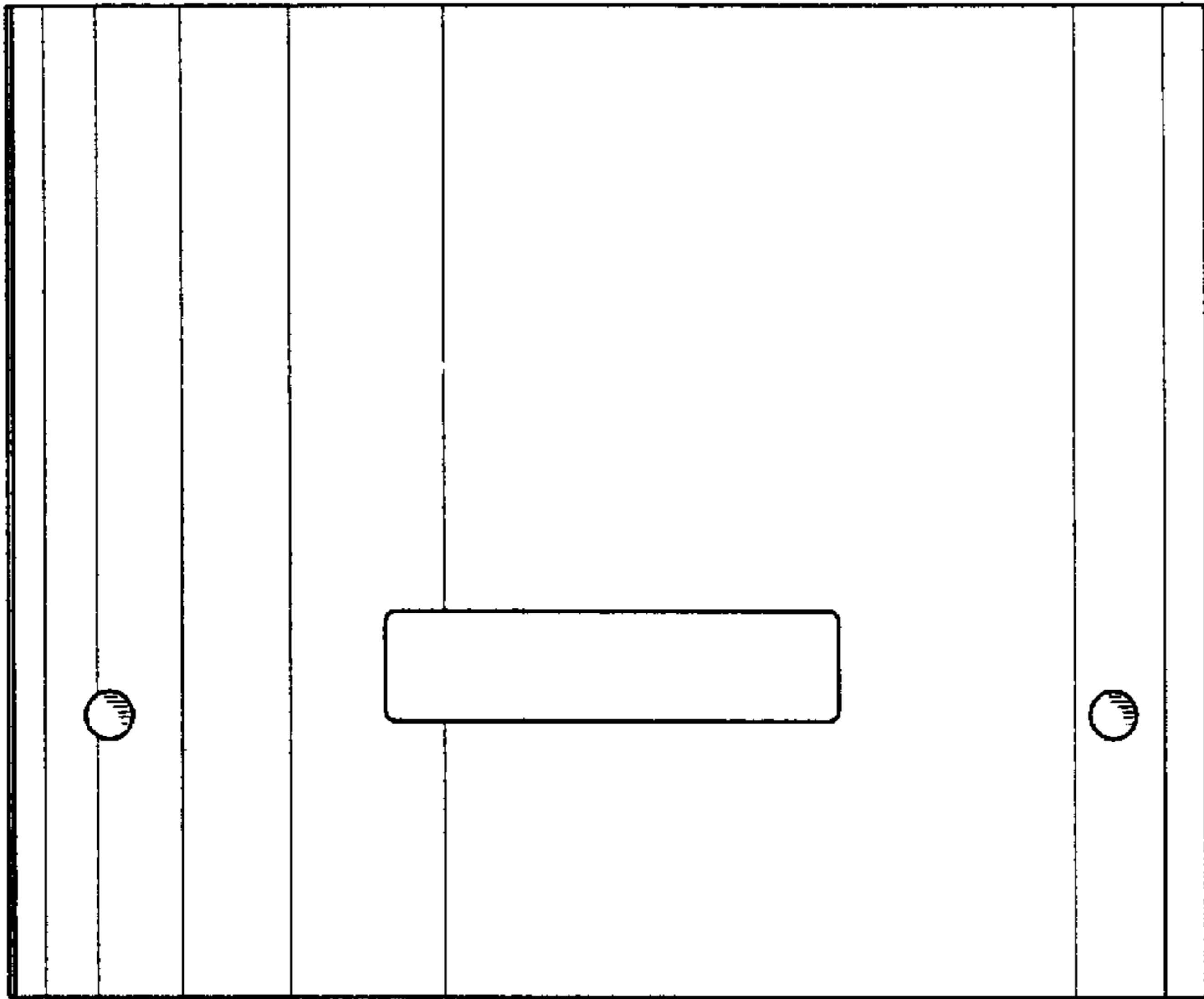


FIG. 5




FIG. 3

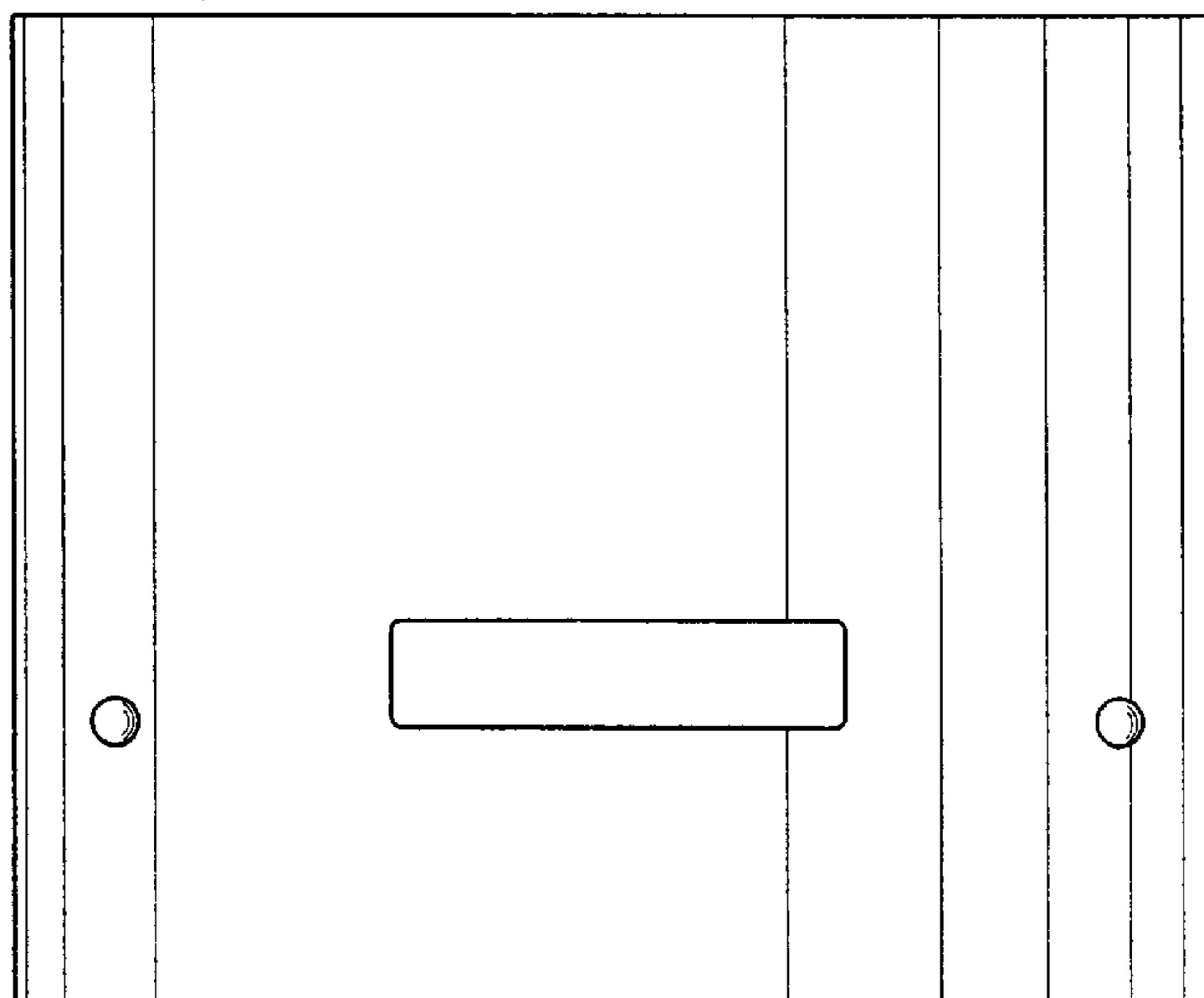


FIG. 4

