



US00D527423S

(12) **United States Design Patent** (10) **Patent No.:** **US D527,423 S**
Corcoran et al. (45) **Date of Patent:** **** Aug. 29, 2006**

(54) **PORTABLE PUNCH WITH GRIP PORTION**
(75) Inventors: **Kevin L. Corcoran**, Mission Viejo, CA (US); **Robert E. Workman**, Mapleton, UT (US); **Trevor Freeman**, Costa Mesa, CA (US); **Guorui Deng**, Dong Guan (CN)

(73) Assignee: **Ellison Educational Equipment, Inc.**, Lake Forest, CA (US)

(**) Term: **14 Years**

(21) Appl. No.: **29/174,777**

(22) Filed: **Jan. 24, 2003**

(51) **LOC (8) Cl.** **19-02**

(52) **U.S. Cl.** **D19/72**

(58) **Field of Classification Search** D15/136;
D19/72; 83/588, 613, 686; 30/358, 363, 364,
30/366; D7/672

See application file for complete search history.

(56) **References Cited**

U.S. PATENT DOCUMENTS

D198,580	S	*	7/1964	Swett et al.	D7/672
3,279,937	A		10/1964	Swett et al.		
D227,633	S		7/1973	Charles et al.		
3,859,726	A	*	1/1975	Mitsunari	D19/72
4,345,516	A	*	8/1982	Sinclair	99/426
5,230,156	A		7/1993	Patenaude		
5,601,006	A	*	2/1997	Quinn et al.	83/588
D407,752	S	*	4/1999	Kim et al.	D19/72
D415,529	S	*	10/1999	Mori	D19/72
D463,497	S	*	9/2002	Breche	D19/72
D465,526	S	*	11/2002	Breche	D19/72
RE38,219	E	*	8/2003	Lee et al.	83/588
D480,737	S	*	10/2003	Corcoran et al.	D15/136

* cited by examiner

Primary Examiner—Brian N Vinson
(74) *Attorney, Agent, or Firm*—Townsend and Townsend and Crew

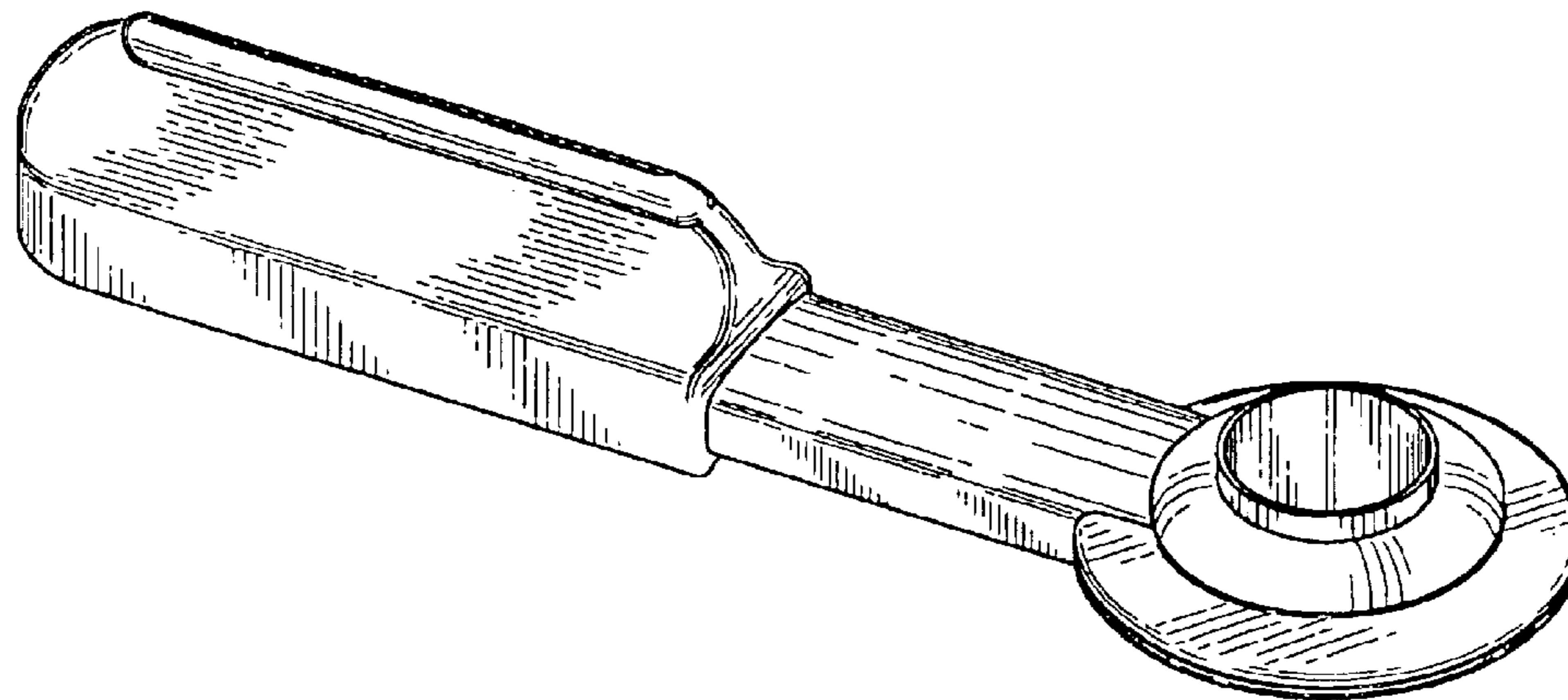
(57) **CLAIM**

The ornamental design for a portable punch with grip portion, as shown and described.

DESCRIPTION

FIG. 1 is a front perspective view of a first embodiment of a portable punch of the present invention; FIG. 2 is a top plan view of the first embodiment; FIG. 3 is a bottom plan view of the first embodiment; FIG. 4 is a right-side elevational view of the first embodiment; FIG. 5 is a left-side elevational view of the first embodiment; FIG. 6 is a rear elevational view of the first embodiment; FIG. 7 is a front elevational view of the first embodiment; FIG. 8 is a front perspective view of a second embodiment of a portable punch of the present invention; FIG. 9 is a top plan view of the second embodiment; FIG. 10 is a bottom plan view of the second embodiment; FIG. 11 is a right-side elevational view of the second embodiment; FIG. 12 is a left-side elevational view of the second embodiment; FIG. 13 is a rear elevational view of the second embodiment; FIG. 14 is a front elevational view of the second embodiment; and, FIG. 15 is a front perspective view of a third embodiment of a portable punch of the present invention. The other views of the third embodiment are similar to the views shown in FIGS. 8 through 14, except that the phantom lines show a star shape. The broken lines showing portions of the portable punch are for illustrative purposes only and form no part of the claimed design.

1 Claim, 9 Drawing Sheets



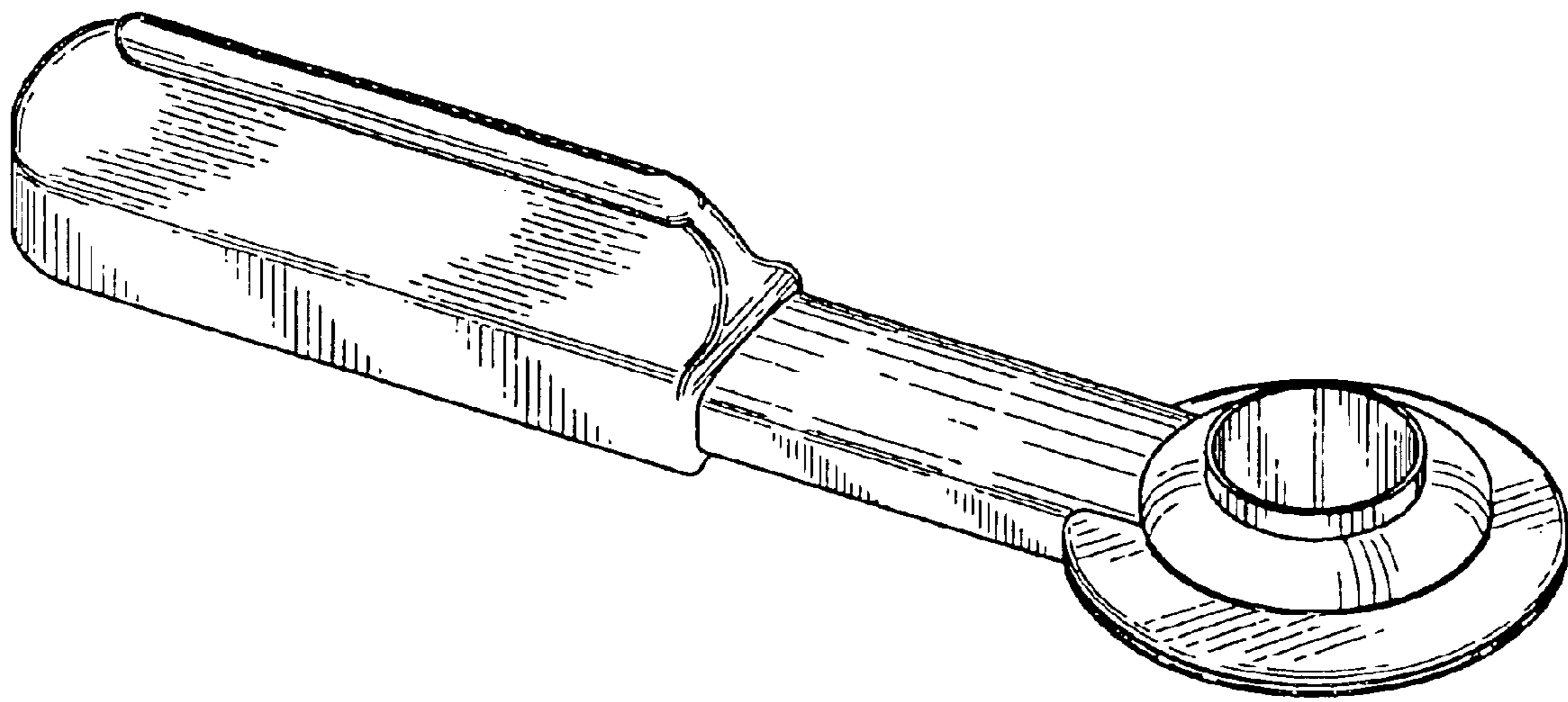


FIG. 1

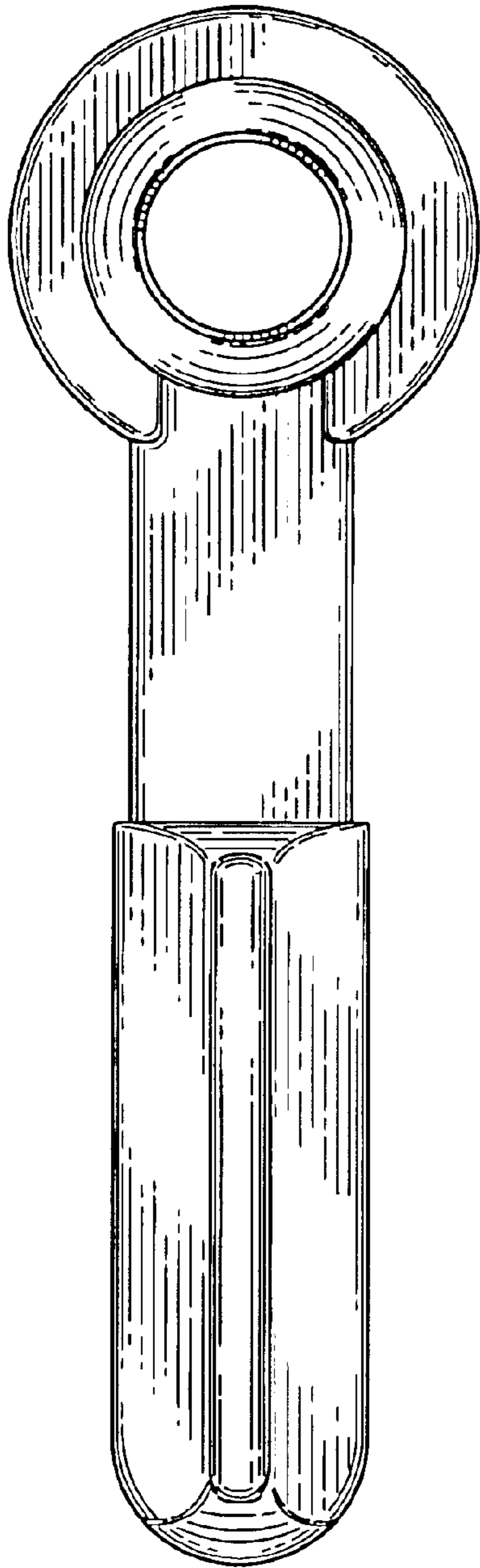


FIG. 2

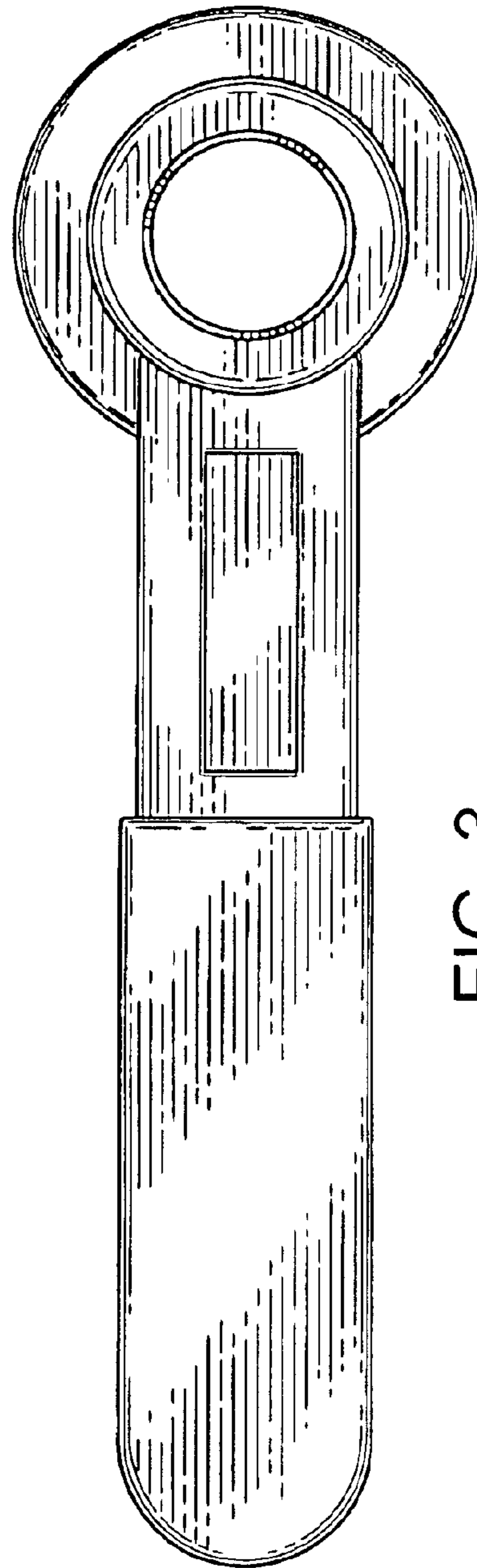


FIG. 3

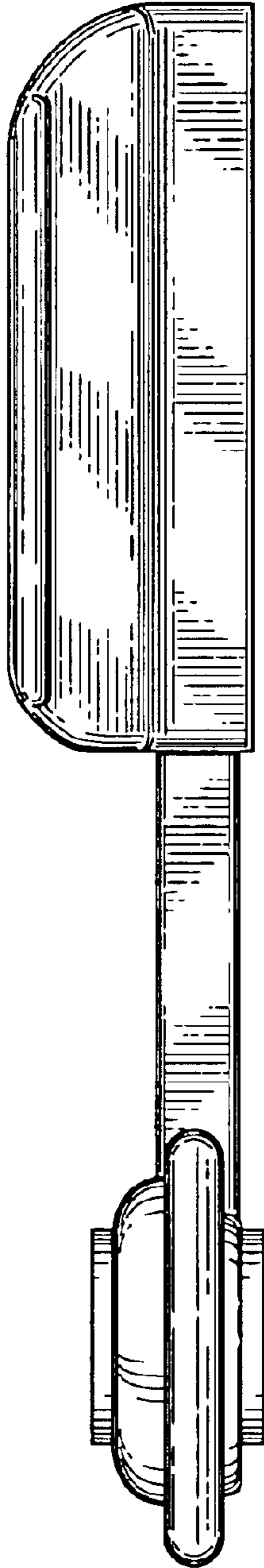


FIG. 4




FIG. 5




FIG. 6




FIG. 7

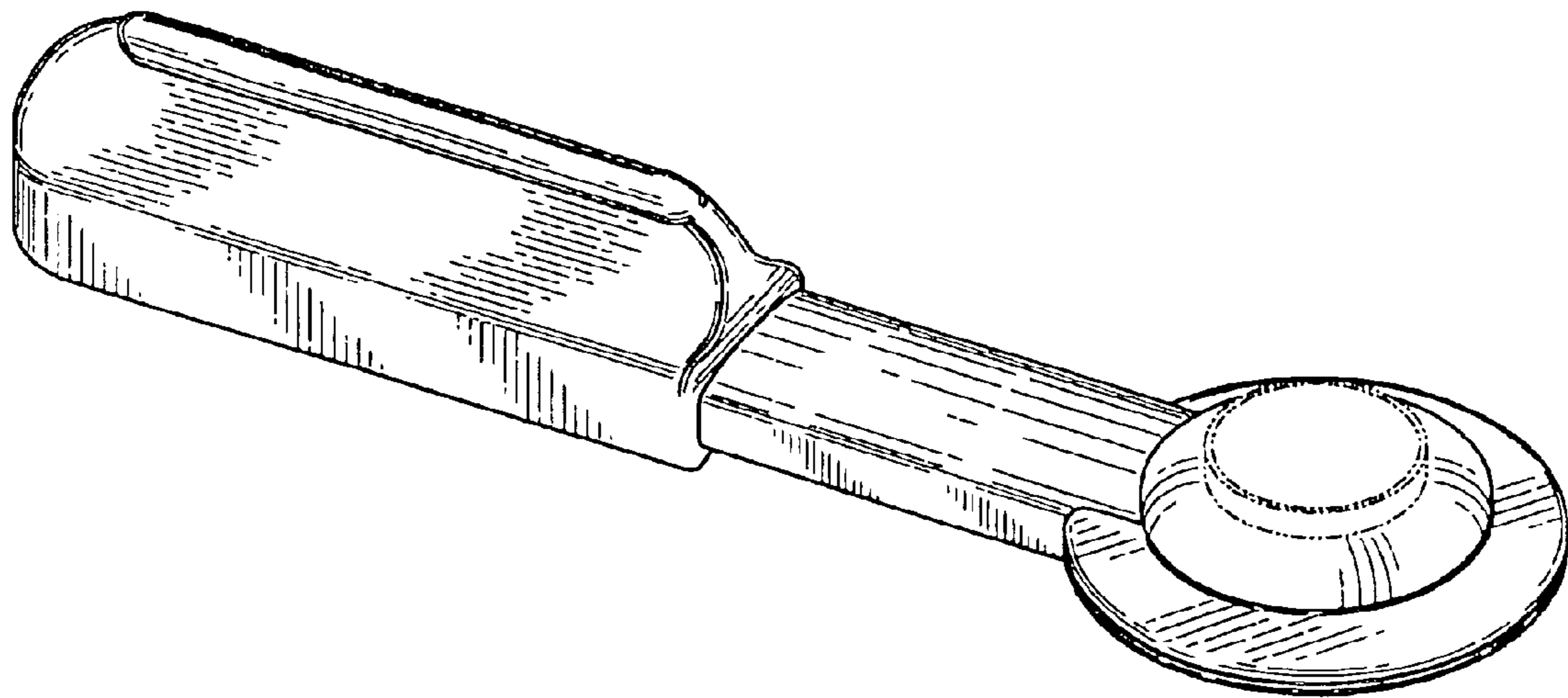


FIG. 8

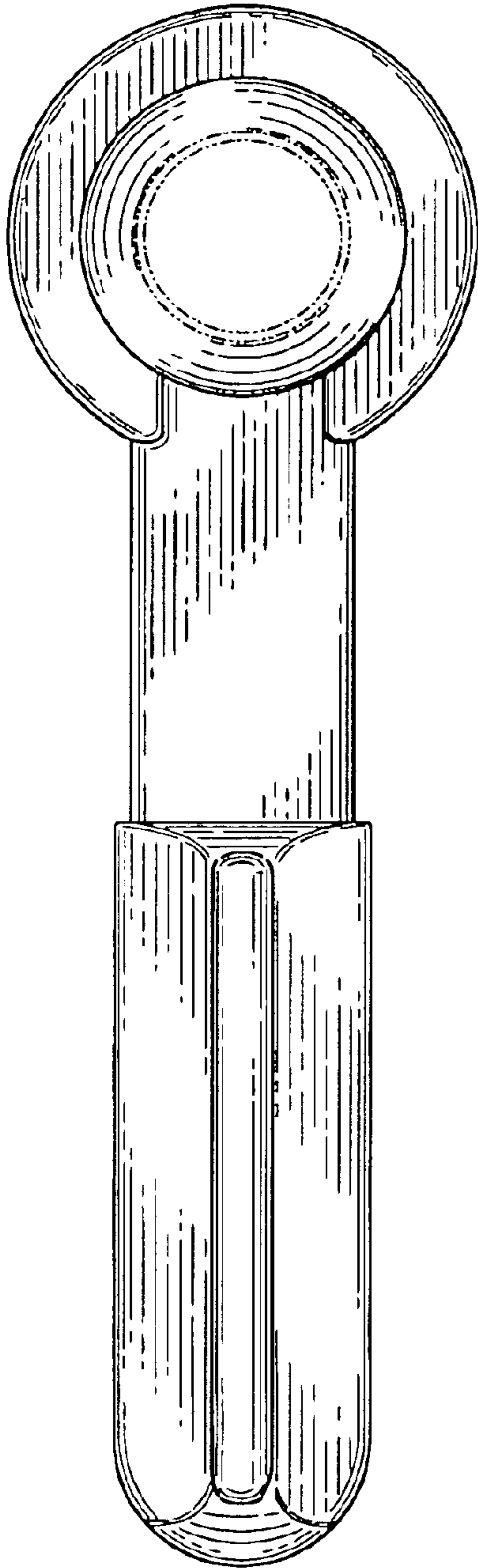


FIG. 9

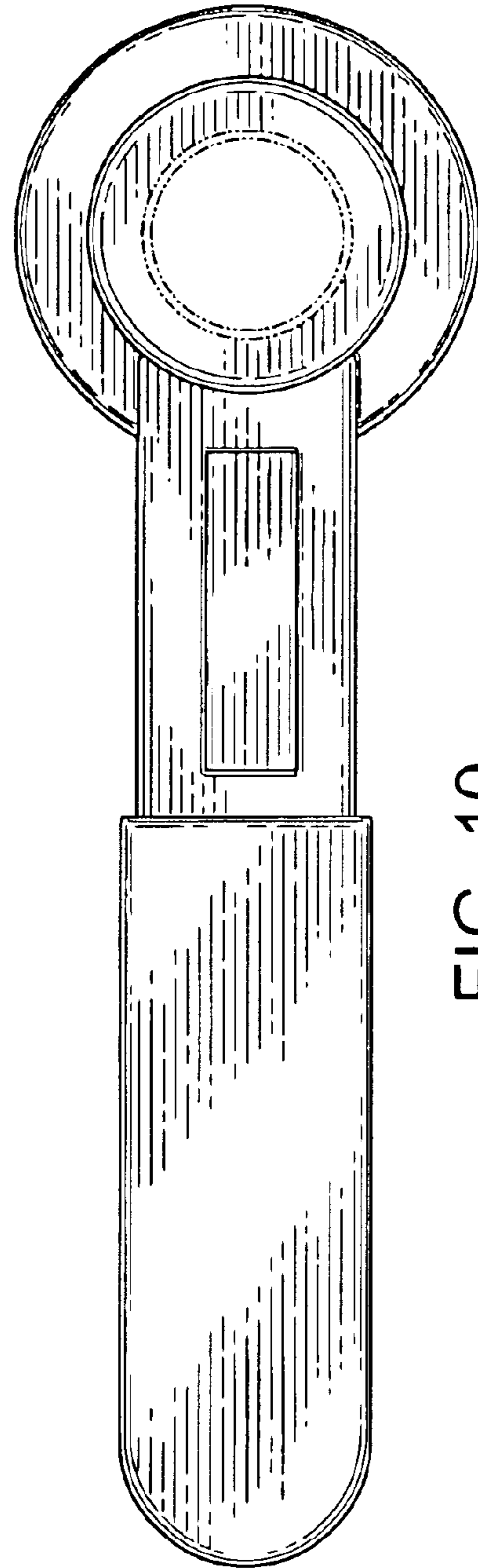


FIG. 10

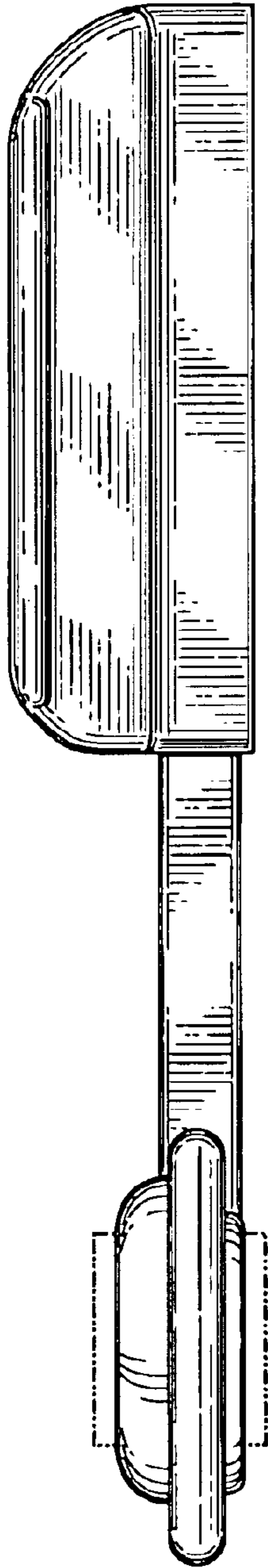


FIG. 11




FIG. 12




FIG. 13




FIG. 14

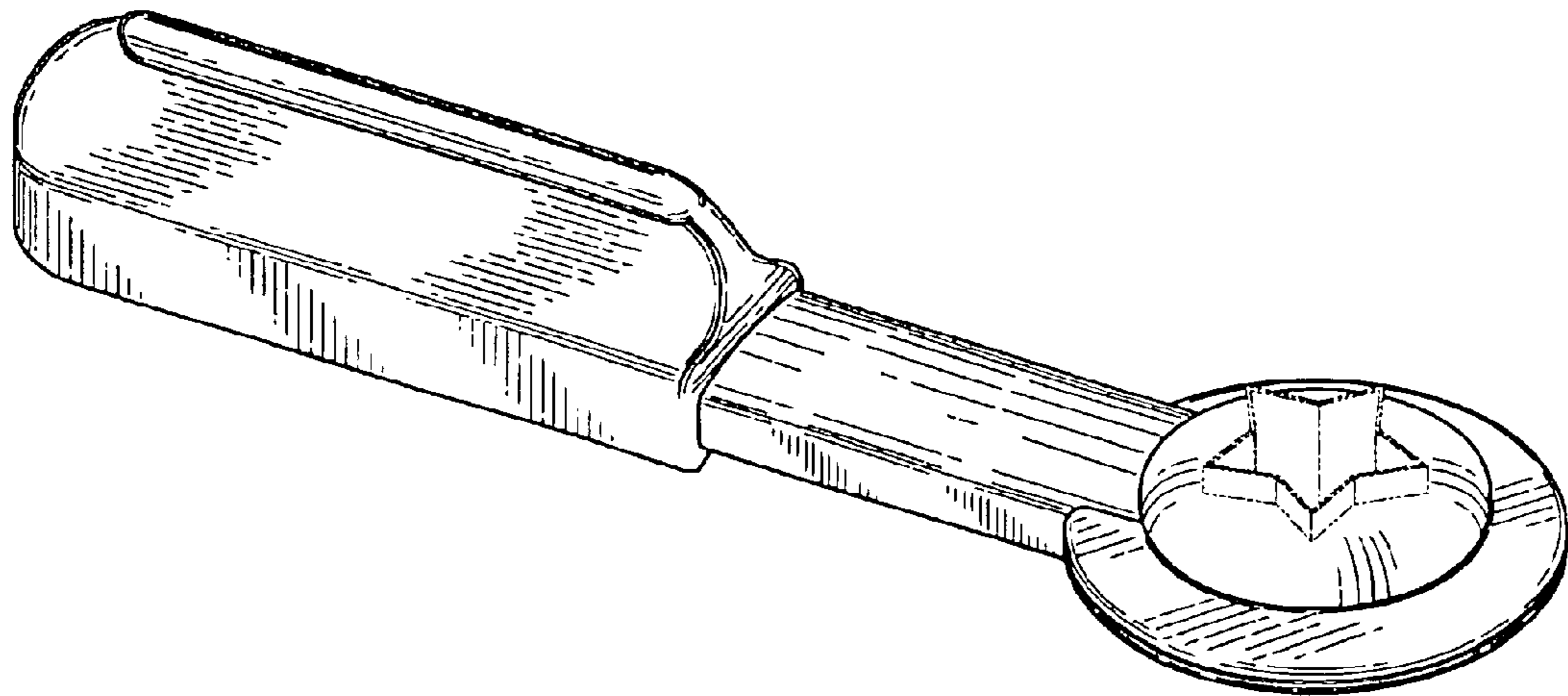


FIG. 15