



US00D527381S

(12) **United States Design Patent**
Martin

(10) **Patent No.:** **US D527,381 S**

(45) **Date of Patent:** **** Aug. 29, 2006**

(54) **PORTABLE COMPUTER BIBLE**

(76) **Inventor:** **Jason A. Martin**, 20 Friendship Dr.,
Springville, AL (US) 35146

(**) **Term:** **14 Years**

(21) **Appl. No.:** **29/237,432**

(22) **Filed:** **Sep. 1, 2005**

(51) **LOC (8) Cl.** **14-02**

(52) **U.S. Cl.** **D14/345**

(58) **Field of Classification Search** D14/341-346,
D14/374; D18/1, 2, 7, 11; 235/145 A, 145 R;
341/22, 23; 345/156, 168, 169, 172, 173,
345/55; 349/12; 361/680-686; D19/60; 402/79;
348/14.02; 715/500

See application file for complete search history.

(56) **References Cited**

U.S. PATENT DOCUMENTS

| | | | | |
|-----------|---|-----------|-----------------|---------|
| 4,117,542 | A | 9/1978 | Klausner et al. | |
| 4,445,196 | A | 4/1984 | Gonet | |
| D284,966 | S | 8/1986 | Larkins | |
| 4,970,680 | A | 11/1990 | Walters | |
| D318,859 | S | * 8/1991 | Hollis | D14/345 |
| D326,446 | S | * 5/1992 | Wong | D14/345 |
| D349,923 | S | 8/1994 | Billings et al. | |
| D359,306 | S | 6/1995 | Lande et al. | |
| 5,476,336 | A | * 12/1995 | Osiecki et al. | 402/79 |
| D378,686 | S | * 4/1997 | Proctor et al. | D19/60 |

| | | | | |
|--------------|----|-----------|------------------|-----------|
| D385,299 | S | * 10/1997 | Adams | D14/342 |
| D391,987 | S | 3/1998 | Jambhekar et al. | |
| D410,028 | S | * 5/1999 | Fyffe | D14/345 |
| D419,534 | S | * 1/2000 | Kemp | D14/345 |
| 6,646,672 | B1 | * 11/2003 | Feierbach | 348/14.02 |
| D491,942 | S | * 6/2004 | Takahashi | D14/374 |
| 2005/0060636 | A1 | * 3/2005 | Mathe | 715/500 |

* cited by examiner

Primary Examiner—Freda S. Nunn

(74) *Attorney, Agent, or Firm*—Donald R. Schoonover

(57) **CLAIM**

I claim the ornamental design for a portable computer bible, as shown and described.

DESCRIPTION

FIG. 1 is a perspective view of a portable computer bible showing my new design; FIG. 2 is a left side elevational view thereof; FIG. 3 is a front elevational view thereof; FIG. 4 is a right side elevational view thereof; FIG. 5 is a rear elevational view thereof; FIG. 6 is a bottom plan view thereof; FIG. 7 is a top plan view thereof; and, FIG. 8 is a perspective view showing the portable computer bible in use; the broken lines depict environmental structure for illustrative purposes only and form no part of the claimed design.

1 Claim, 2 Drawing Sheets

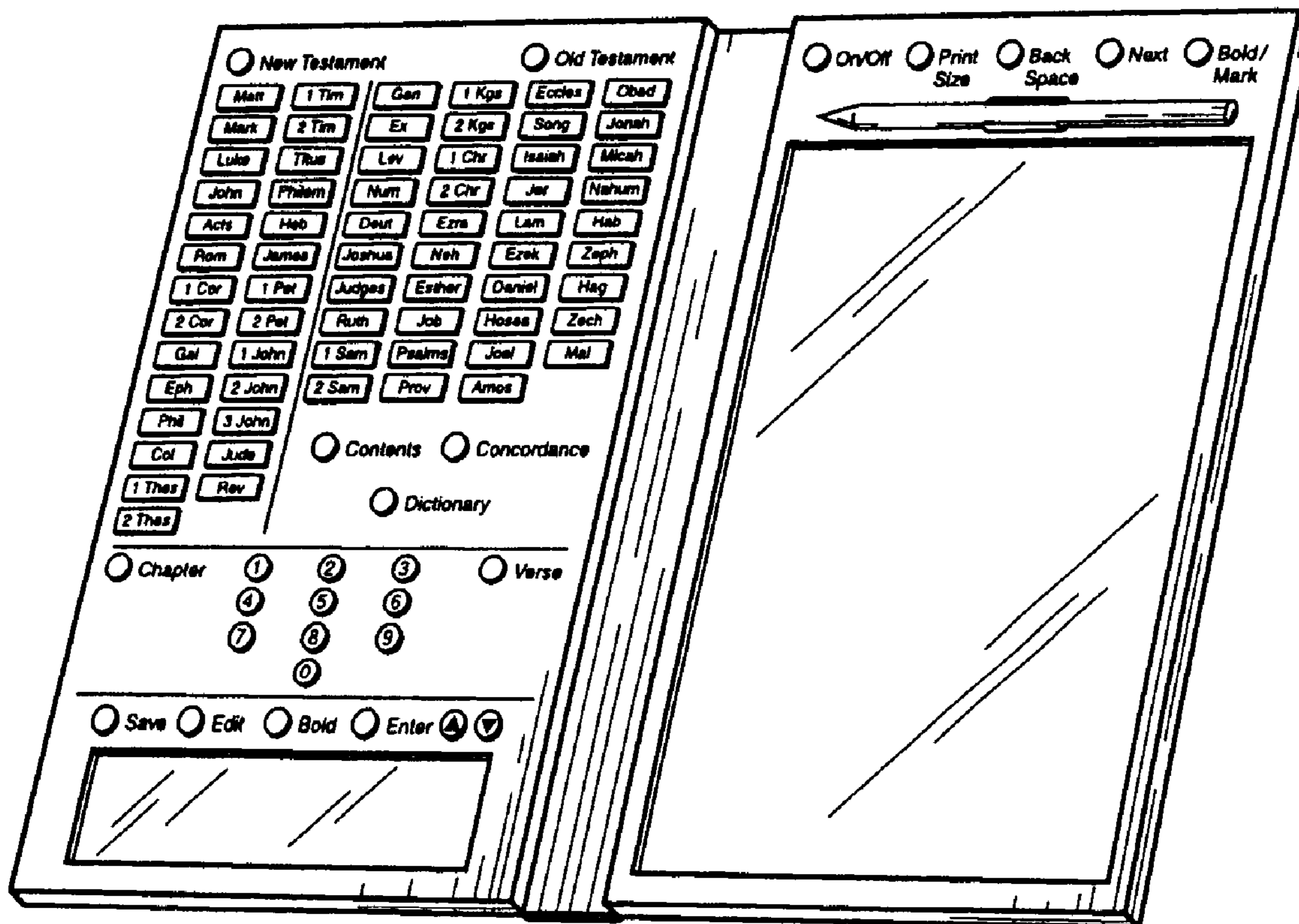


Fig. 1

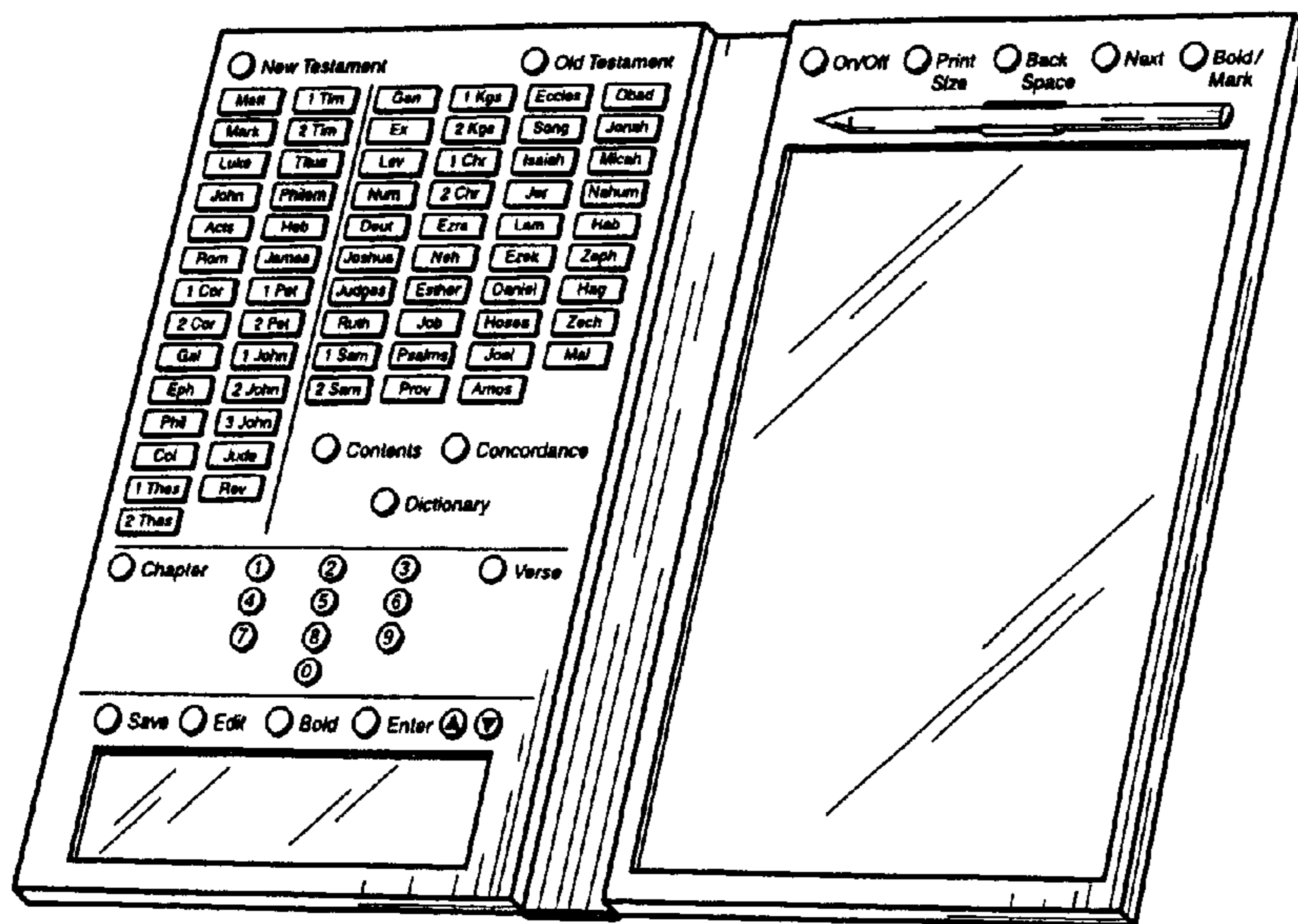


Fig. 2



Fig. 3

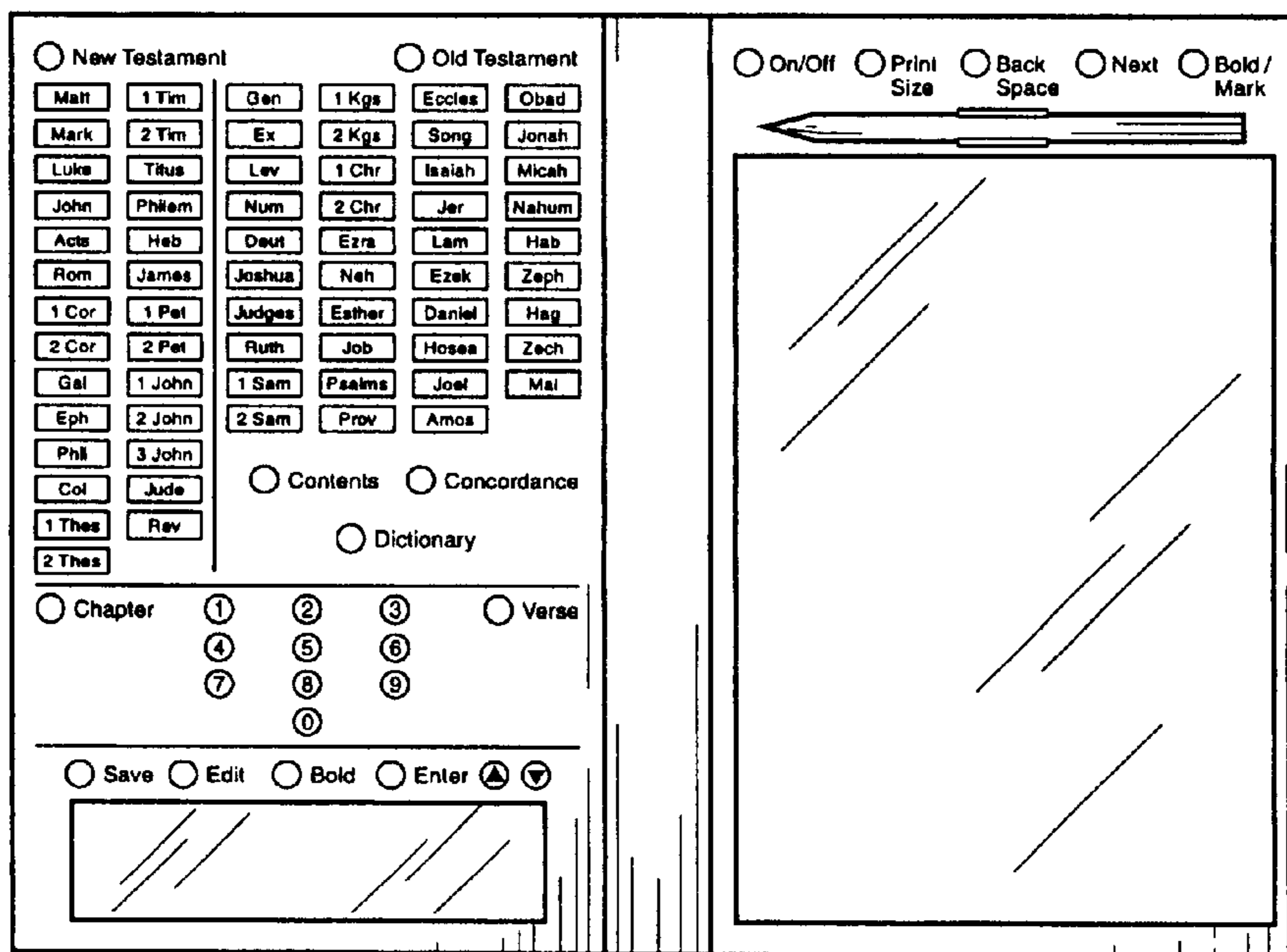


Fig. 4



Fig. 5

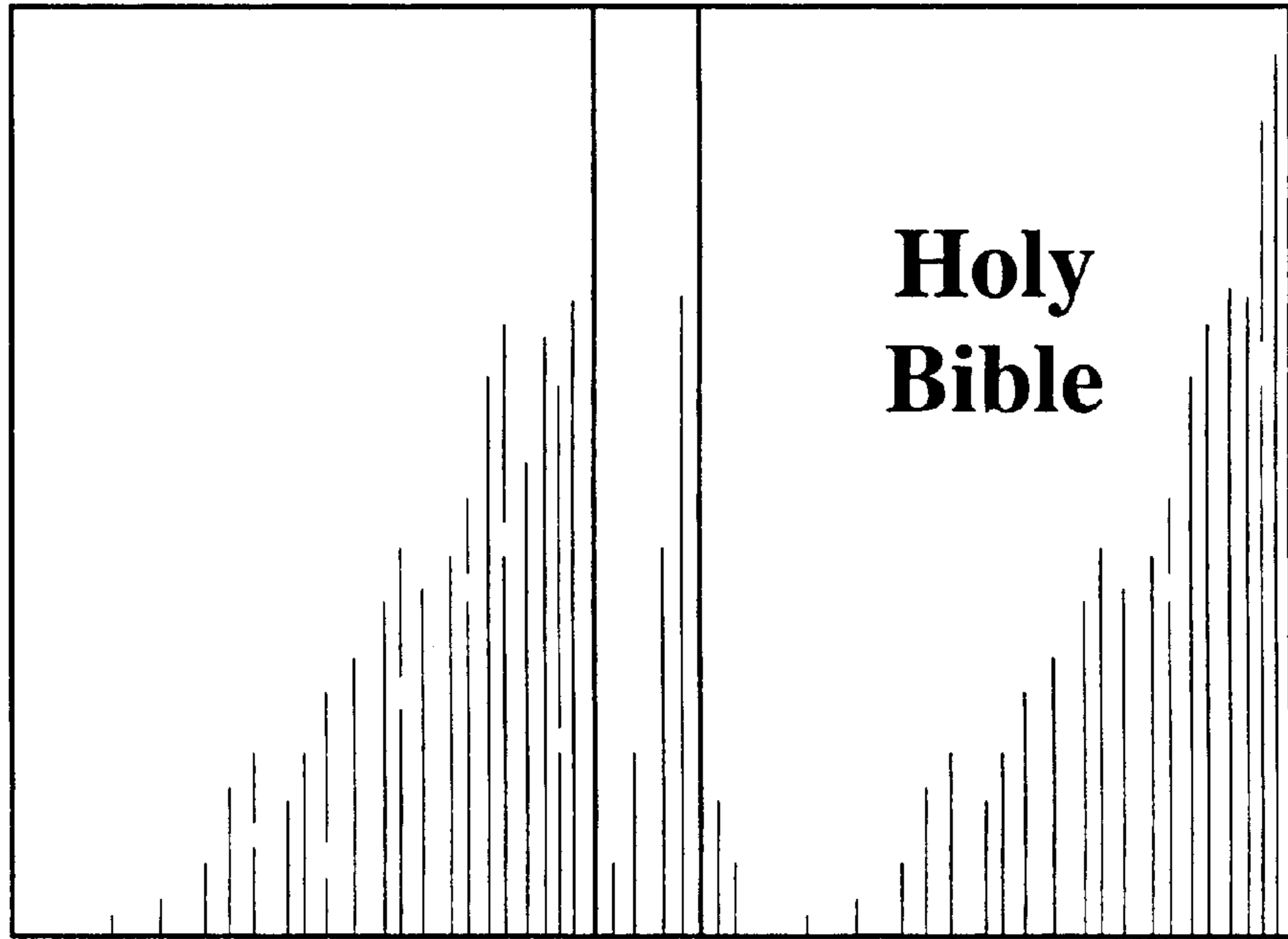


Fig. 6



Fig. 7



Fig. 8

