



US00D527380S

(12) **United States Design Patent**
Johansson

(10) **Patent No.:** **US D527,380 S**

(45) **Date of Patent:** **** Aug. 29, 2006**

(54) **FRONT COVER PORTION OF A HANDSET**

WO DM/066599 * 4/2005

(75) Inventor: **Panu Johansson**, Tampere (FI)

OTHER PUBLICATIONS

(73) Assignee: **Nokia Corporation**, Espoo (FI)

www.mobiletechnews.com, Nokia 3220 camera phone focuses on fun and personalization, posted May 31, 2004.*

(**) Term: **14 Years**

Primary Examiner—Jeffrey Asch

(21) Appl. No.: **29/217,913**

(74) *Attorney, Agent, or Firm*—Banner & Witcoff, Ltd.

(22) Filed: **Nov. 24, 2004**

(57) **CLAIM**

(30) **Foreign Application Priority Data**

The ornamental design for a front cover portion of a handset, as shown and described.

May 28, 2004 (FI) M20040089

DESCRIPTION

(51) **LOC (8) Cl.** **14-03**

FIG. 1 is a bottom plan view of a front cover portion of a handset showing my new design illustrating a front cover in isolation;

(52) **U.S. Cl.** **D14/248**

FIG. 2 is a right side view thereof;

(58) **Field of Classification Search** D14/137,

D14/138, 147–148, 247–248, 144, 218, 341–347;

379/433.01–433.13, 434; 455/575.1, 566,

455/556.1; D21/517, 329, 331; 345/169

See application file for complete search history.

FIG. 3 is a front view thereof;

FIG. 4 is a left side view thereof;

FIG. 5 is a top plan view thereof;

FIG. 6 is a perspective front view thereof;

(56) **References Cited**

U.S. PATENT DOCUMENTS

D420,351 S * 2/2000 Waldner D14/138

D427,983 S * 7/2000 Nagano et al. D14/138

D430,858 S * 9/2000 Nakahara et al. D14/138

D436,939 S * 1/2001 Nagano et al. D14/138

D440,951 S * 4/2001 Kolinen D14/138

D451,484 S * 12/2001 Page et al. D14/137

FIG. 7 is a bottom plan view of a front second embodiment of a front cover portion of a handset showing my new design with a reminder of the handset in disclaimed broken lines;

FIG. 8 is a right side view thereof;

FIG. 9 is a front view thereof;

FIG. 10 is a left side view thereof;

FIG. 11 is a top plan view thereof; and,

FIG. 12 is a perspective front view thereof.

The broken line showing in FIGS. 1–8 of the inside surface and extending tabs of the front cover portion of a handset and the broken line showing of various features of FIGS. 7–12 is for illustrative purposes only and forms no part of the claimed design.

(Continued)

FOREIGN PATENT DOCUMENTS

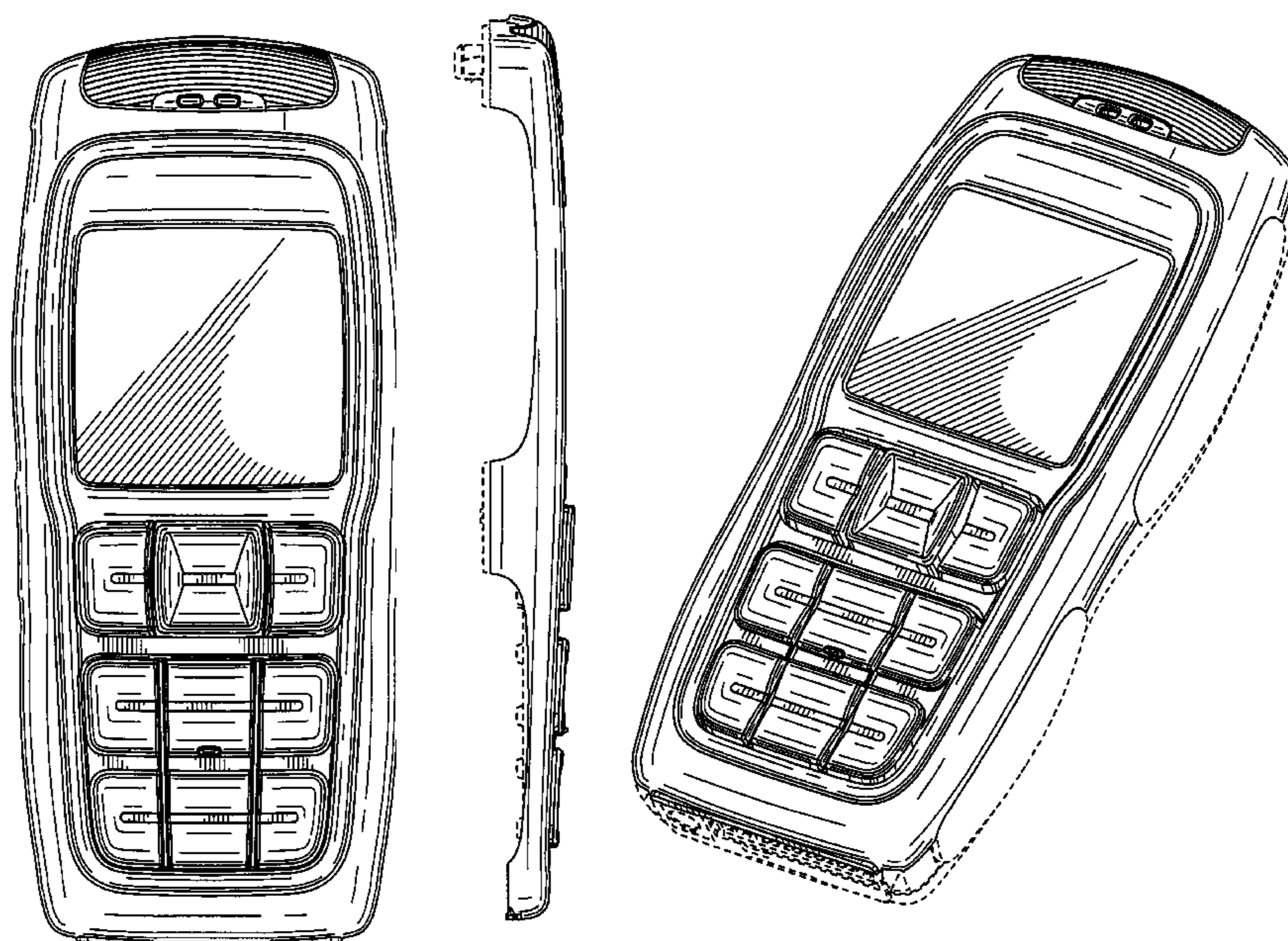
WO DM/060792 * 6/2002

WO DM/065946 * 9/2004

WO DM/066146 * 11/2004

WO DM/066301 * 12/2004

1 Claim, 6 Drawing Sheets



US D527,380 S

Page 2

U.S. PATENT DOCUMENTS

D453,326 S	*	2/2002	Mujica	D14/138	D495,309 S	*	8/2004	Hsieh	D14/138
D454,123 S	*	3/2002	Mujica	D14/138	D496,641 S	*	9/2004	Seo	D14/138
D484,475 S	*	12/2003	Sheu	D14/138	D496,921 S	*	10/2004	Hwang	D14/138
D484,477 S	*	12/2003	Salmi	D14/138	D497,892 S	*	11/2004	Peng	D14/138
D484,865 S	*	1/2004	Arbisi	D14/138	D498,752 S	*	11/2004	Kagami et al.	D14/248
D485,246 S	*	1/2004	Johansson et al.	D14/138	D499,723 S	*	12/2004	Kagami et al.	D14/248
D485,816 S	*	1/2004	Tanaka	D14/138	D500,498 S	*	1/2005	Katsumata	D14/248
D487,438 S	*	3/2004	Sheu	D14/138	D500,749 S	*	1/2005	Kim	D14/138
D488,787 S	*	4/2004	Jung	D14/138	D500,992 S	*	1/2005	Shen et al.	D14/138
D489,046 S	*	4/2004	Chan	D14/138	D502,158 S	*	2/2005	Miyazawa et al.	D14/138
D491,559 S	*	6/2004	He et al.	D14/248	D503,162 S	*	3/2005	Kagami et al.	D14/138
D492,274 S	*	6/2004	Widiaman	D14/138	D503,163 S	*	3/2005	Chan et al.	D14/138
D492,276 S	*	6/2004	Walliser et al.	D14/138	D503,697 S	*	4/2005	Kim	D14/138
D494,561 S	*	8/2004	Kagami et al.	D14/138	D506,190 S	*	6/2005	Mehandjiysky	D14/138
D494,950 S	*	8/2004	Keunecke	D14/138	D507,549 S	*	7/2005	Moss	D14/138

* cited by examiner

FIG. 1

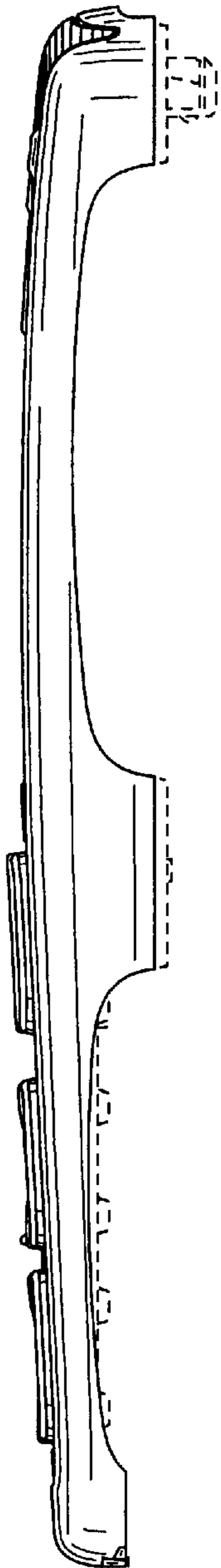



FIG. 2

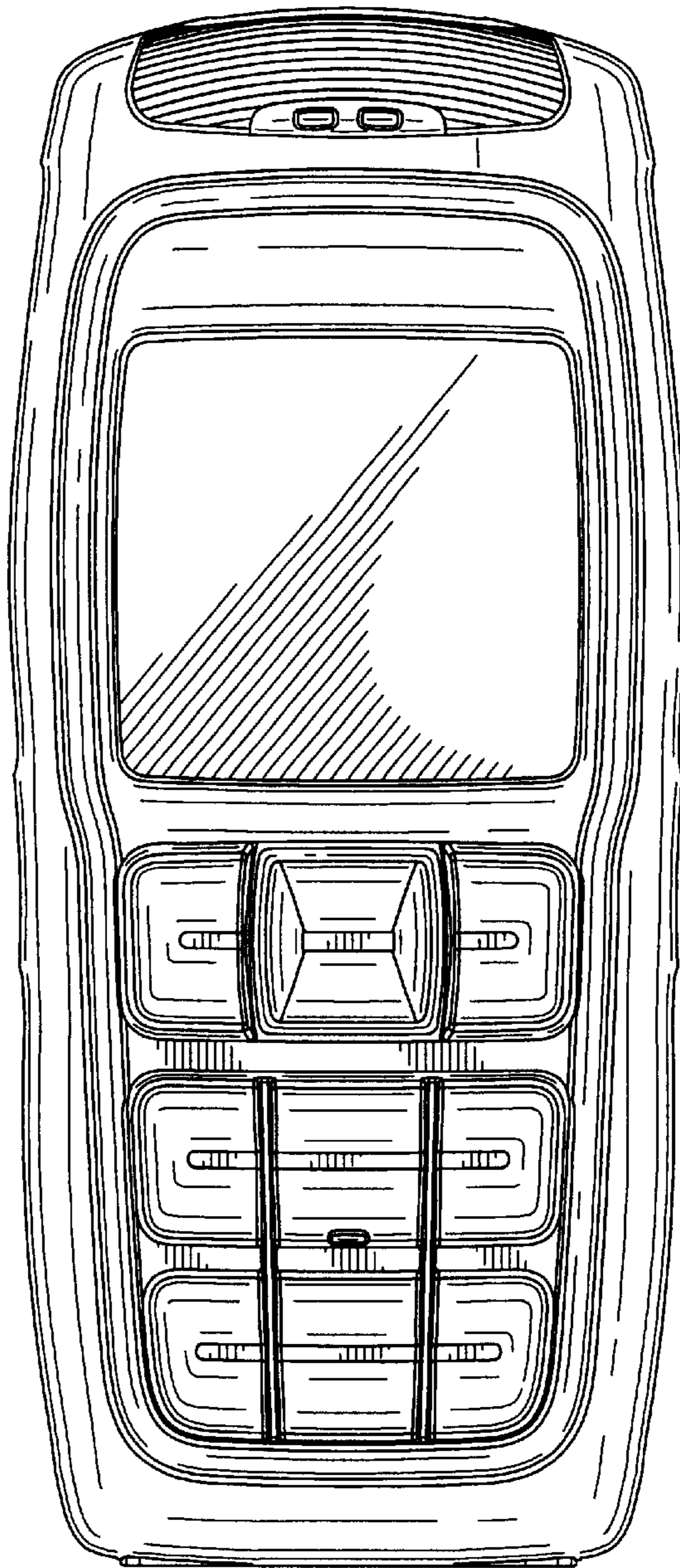


FIG. 3

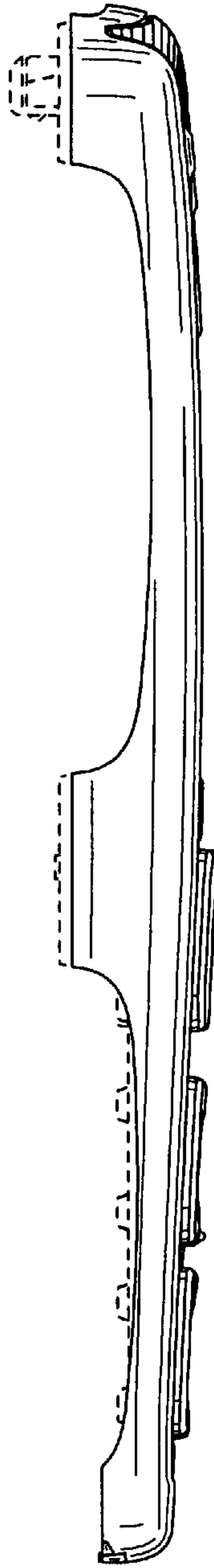


FIG. 4

FIG. 5






FIG. 6

FIG. 7

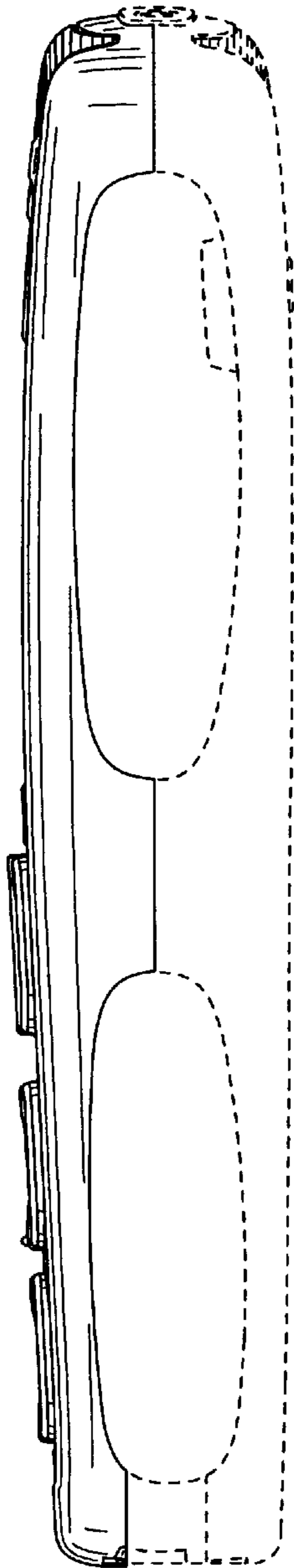
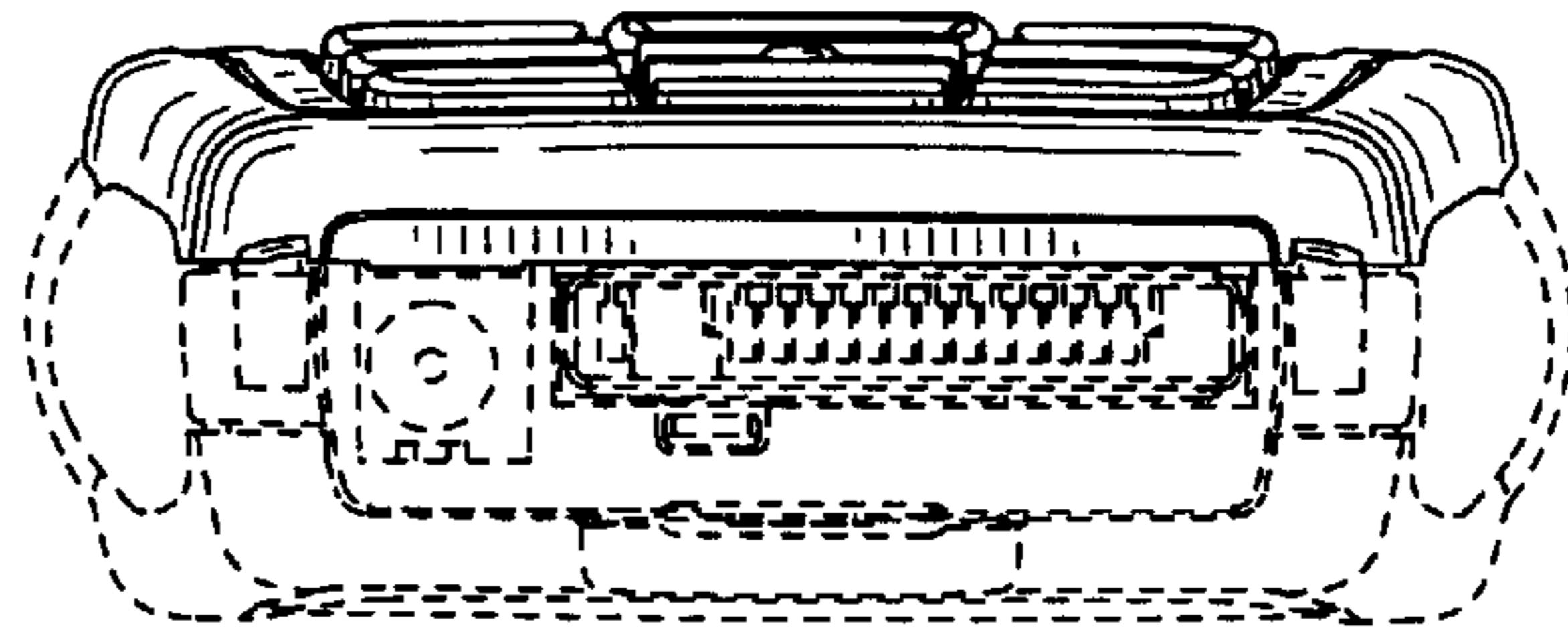


FIG. 8

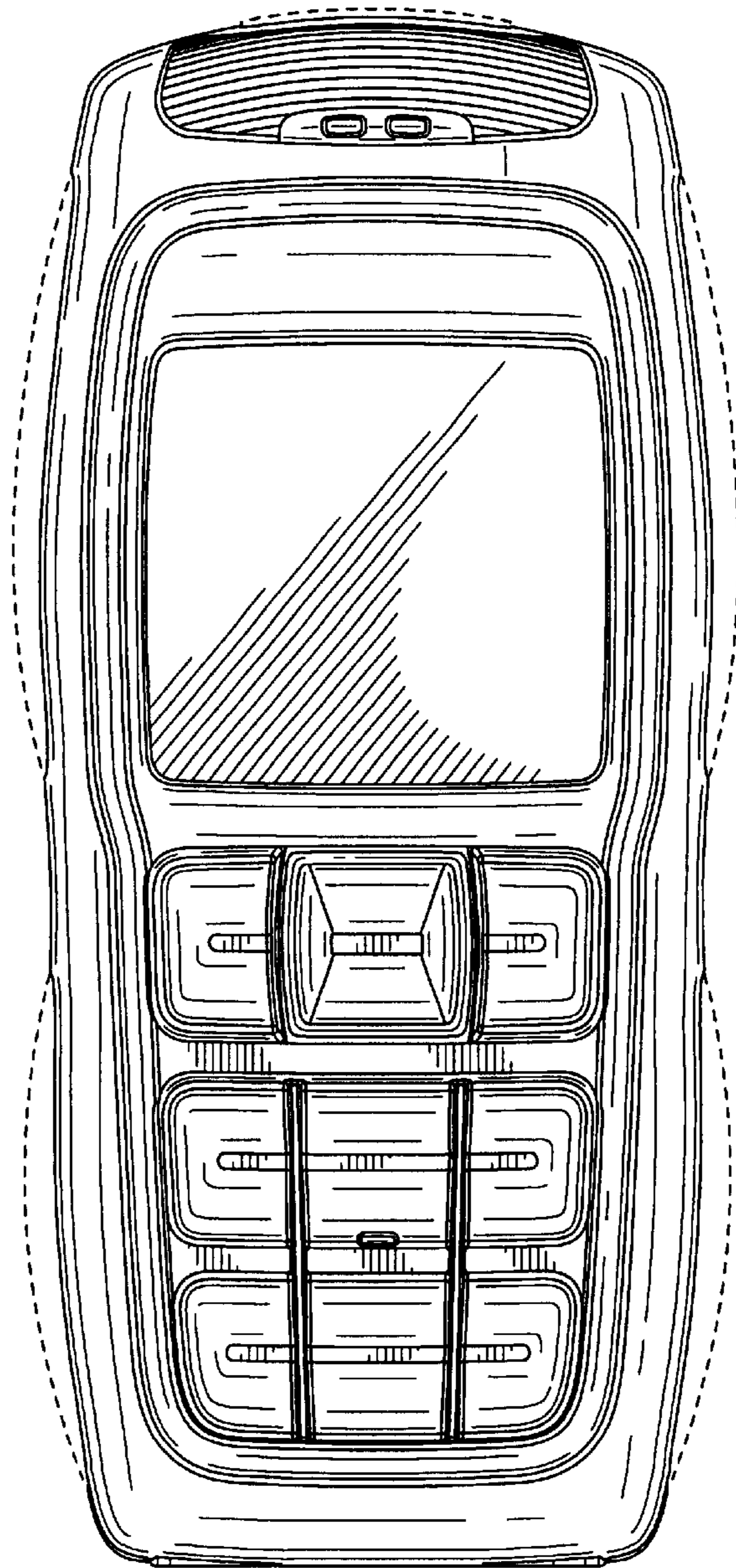


FIG. 9

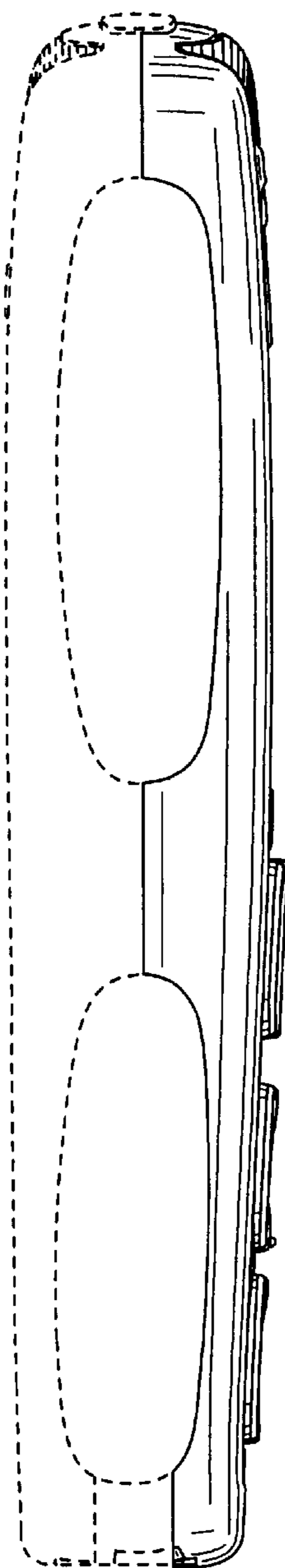


FIG. 10

FIG. 11

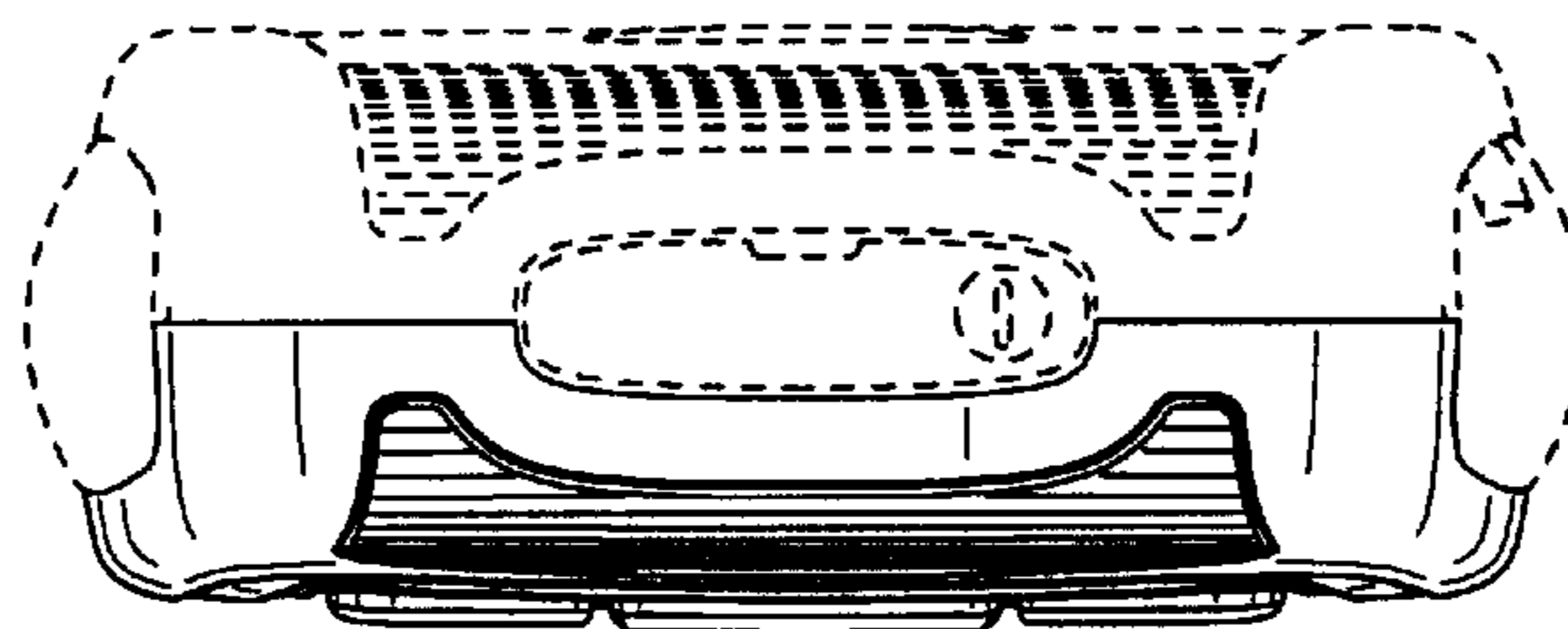




FIG. 12