

US00D527377S

(12) **United States Design Patent**
Darbut

(10) **Patent No.:** **US D527,377 S**

(45) **Date of Patent:** **** Aug. 29, 2006**

- (54) **UNDER THE EAR HEADSET**
- (75) Inventor: **Alexander L. Darbut**, Edina, MN (US)
- (73) Assignee: **IntriCon Corporation**, Arden Hills, MN (US)
- (**) Term: **14 Years**
- (21) Appl. No.: **29/234,816**
- (22) Filed: **Jul. 22, 2005**
- (51) **LOC (8) Cl.** **14-01**
- (52) **U.S. Cl.** **D14/223**
- (58) **Field of Classification Search** D14/205,
D14/206, 223, 224, 248, 249, 253; D24/173,
D24/174; 181/22, 120, 128, 129, 130, 131;
379/430, 431; 381/381
See application file for complete search history.

- D407,089 S * 3/1999 Norin D14/206
- D441,739 S * 5/2001 Hayes et al. D14/223
- D474,178 S * 5/2003 Eroma D14/223
- D479,226 S * 9/2003 Beauregard, Jr. D14/223

* cited by examiner

Primary Examiner—Paula A. Greene

(74) *Attorney, Agent, or Firm*—Z. Peter Sawicki; Westman, Champlin & Kelly, P.A.

(57) **CLAIM**

The ornamental design for a under the ear headset, as shown and described.

DESCRIPTION

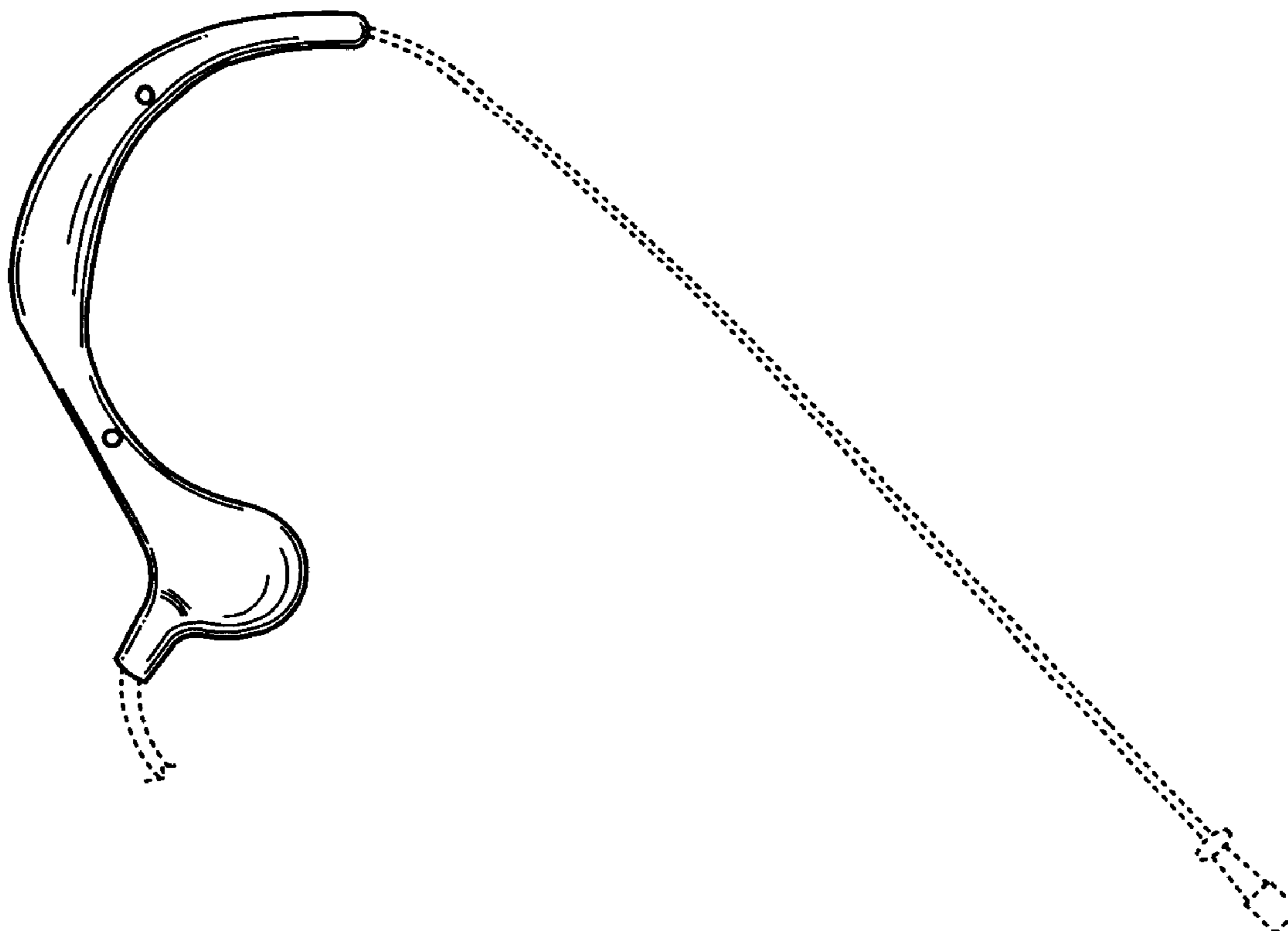
FIG. 1 is a front view of the under the ear headset design of the present invention;
 FIG. 2 is a back view thereof;
 FIG. 3 is a right view thereof;
 FIG. 4 is a left view thereof;
 FIG. 5 is a top view thereof; and,
 FIG. 6 is a bottom view thereof.
 The broken lines are for illustrative purposes only and forms no part of the claimed design.

(56) **References Cited**

U.S. PATENT DOCUMENTS

- D199,125 S * 9/1964 Flygstad et al. D14/206
- D218,173 S * 7/1970 Hutchings D14/206
- D262,286 S * 12/1981 Austin et al. D14/225
- D309,305 S * 7/1990 von Hall D14/225

1 Claim, 1 Drawing Sheet



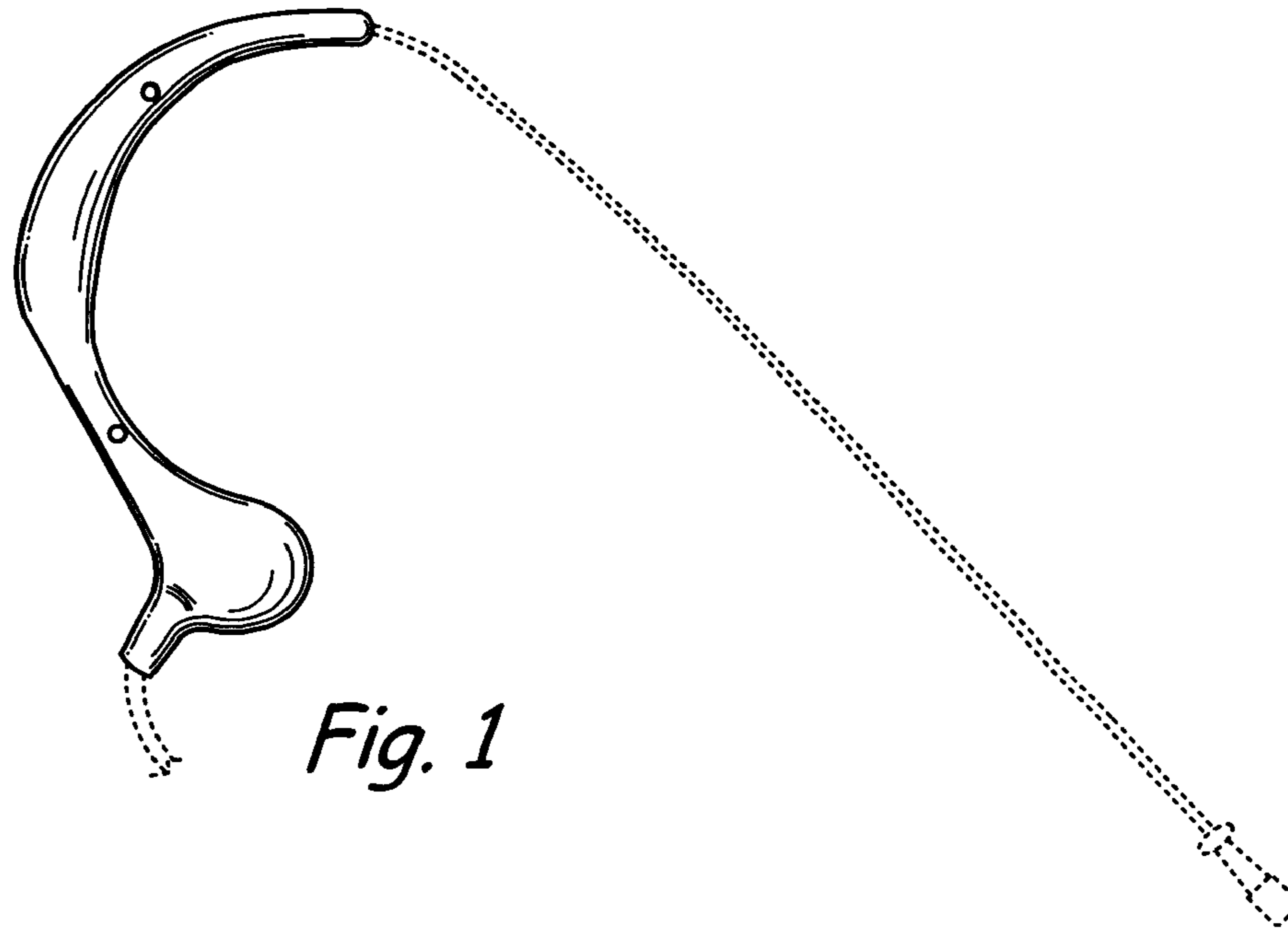


Fig. 1




Fig. 2



Fig. 3

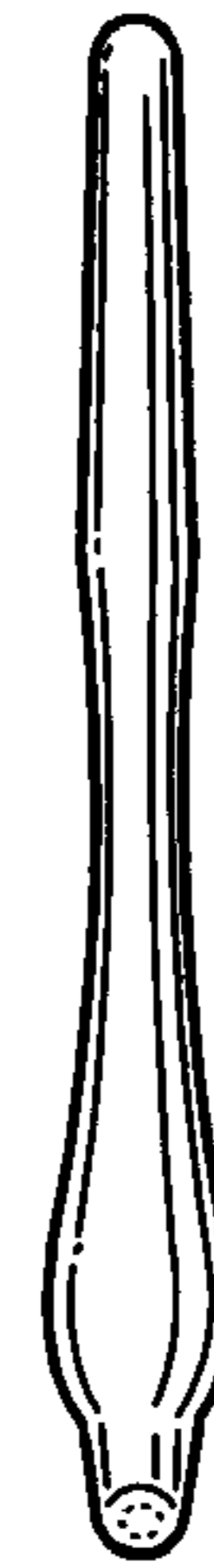


Fig. 4




Fig. 5



Fig. 6