

US00D527338S

(12) **United States Design Patent** (10) **Patent No.:** **US D527,338 S**  
**Suzuki** (45) **Date of Patent:** **\*\* Aug. 29, 2006**

(54) **TIRE TREAD**

(75) Inventor: **Takayuki Suzuki**, Kanagawa (JP)

(73) Assignee: **The Yokohama Rubber Co., Ltd.**,  
Tokyo (JP)

(\*\*) Term: **14 Years**

(21) Appl. No.: **29/231,707**

(22) Filed: **Jun. 9, 2005**

(30) **Foreign Application Priority Data**

Mar. 24, 2005 (JP) ..... 2005-008586

(51) **LOC (8) Cl.** ..... **12-15**

(52) **U.S. Cl.** ..... **D12/600**

(58) **Field of Classification Search** ..... D12/583,  
D12/587, 599, 600, 602, 900; 152/209.1,  
152/209.9, 209.16, 209.18, 209.25

See application file for complete search history.

(56) **References Cited**

**U.S. PATENT DOCUMENTS**

4,676,290	A	*	6/1987	Tansei et al.	.....	152/209.22
D308,189	S	*	5/1990	Hinrichsen et al.	.....	D12/579
D379,607	S	*	6/1997	Lurois et al.	.....	D12/600
D383,713	S	*	9/1997	Grosskopf	.....	D12/595
D397,970	S	*	9/1998	Le et al.	.....	D12/580
D432,960	S	*	10/2000	Feider et al.	.....	D12/602
D442,124	S	*	5/2001	Takada	.....	D12/600
D488,123	S	*	4/2004	Ooyama	.....	D12/600
D488,433	S	*	4/2004	Umstot et al.	.....	D12/600
D500,472	S	*	1/2005	Campana et al.	.....	D12/583
D501,446	S	*	2/2005	Wage	.....	D12/583
D507,520	S	*	7/2005	Oyama	.....	D12/600

**OTHER PUBLICATIONS**

Hankook RA08 Tire, 2004 Tread Design Guide, Jan. 2004,  
p. 30. 3/2.\*

Michelin 4x4 Agilis Tire, 2004 Tread Design Guide, Jan.  
2004, p. 90. 2/5.\*

Monarch Trail Mark Radial LT Tire, 2004 Tread Design  
Guide, Jan. 2004, p. 91. 4/4.\*

Spartan A/S Tire, 2004 Tread Design Guide, Jan. 2004, p.  
99. 4/4.\*

Sumitomo Sonora Tire, 2004 Tread Design Guide, Jan.  
2004, p. 101. 2/5.\*

Wanli S-2040 Tire, 2004 Tread Design Guide, Jan. 2004, p.  
105. 2/5.\*

Yokohama Y356 Tire, 2004 tread Design Guide, Jan. 2004,  
p. 106. 4/3.\*

General LMT 400 Tire, 2004 Tread Design Guide, Jan.  
2004, p. 120. 4/2.\*

\* cited by examiner

*Primary Examiner*—Robert M. Spear

(74) *Attorney, Agent, or Firm*—Rader, Fishman & Grauer  
PLLC

(57) **CLAIM**

The ornamental design for tire tread, as shown and  
described.

**DESCRIPTION**

FIG. 1 is a front view of a tire tread, showing the new design,  
a rear view thereof, a top plan view thereof, a bottom plan  
view thereof appearing the same as the front view;

FIG. 2 is a right side view of the tire tread, a left side view  
thereof appearing the same as the right side view;

FIG. 3 is a fragmentary front view of the tire tread, showing  
in enlargement the portion of the line 3—3 and in the  
direction of arrows in FIG. 1.

FIG. 4 is a cross-sectional enlarged view of the tire tread  
taken along line 4—4 and in the direction of arrows in FIG.  
3; and,

FIG. 5 is a perspective view of the tire tread.

In the drawing figures on the enclosed drawing sheets, in  
which the even broken lines represent environmental struc-  
ture only and form no part of the claimed design, the claimed  
design being the tread pattern shown by solid lines, up to the  
peripheral boundary between the tread and the sidewall of  
the article, represented by dot-dash broken lines.

The dot-dash broken lines form no part of the claimed  
design.

**1 Claim, 4 Drawing Sheets**

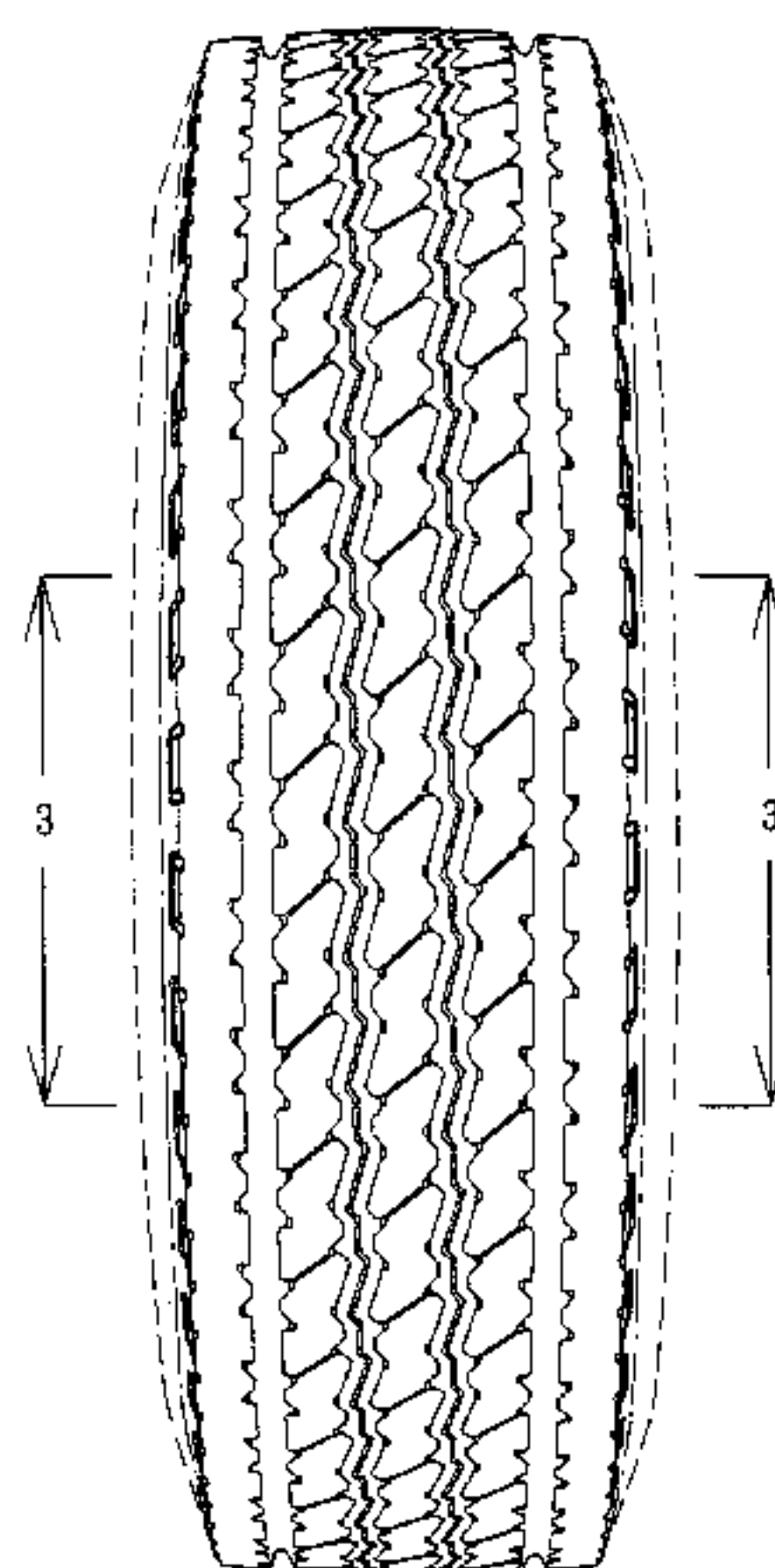


Fig. 1

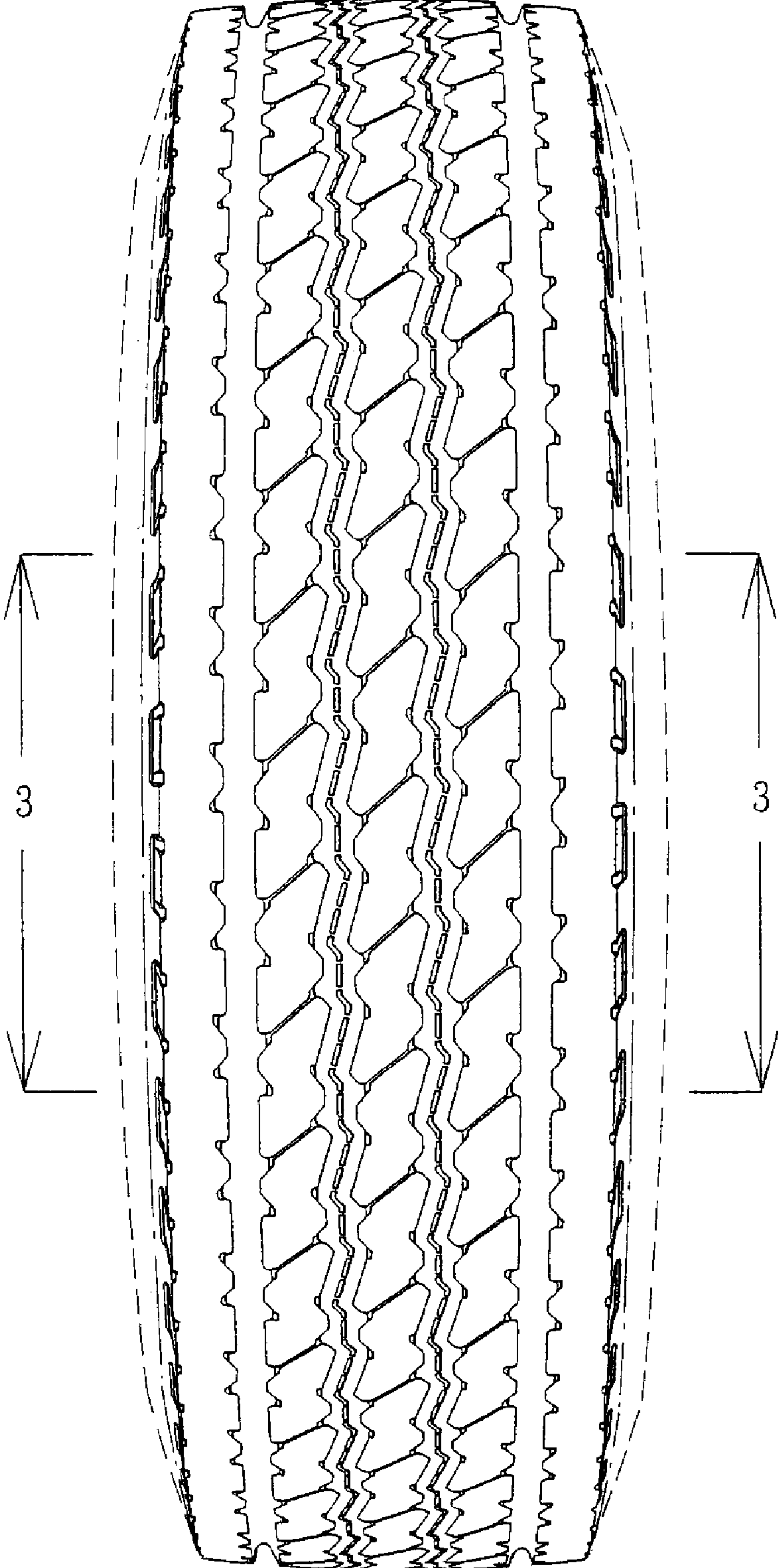


Fig.2

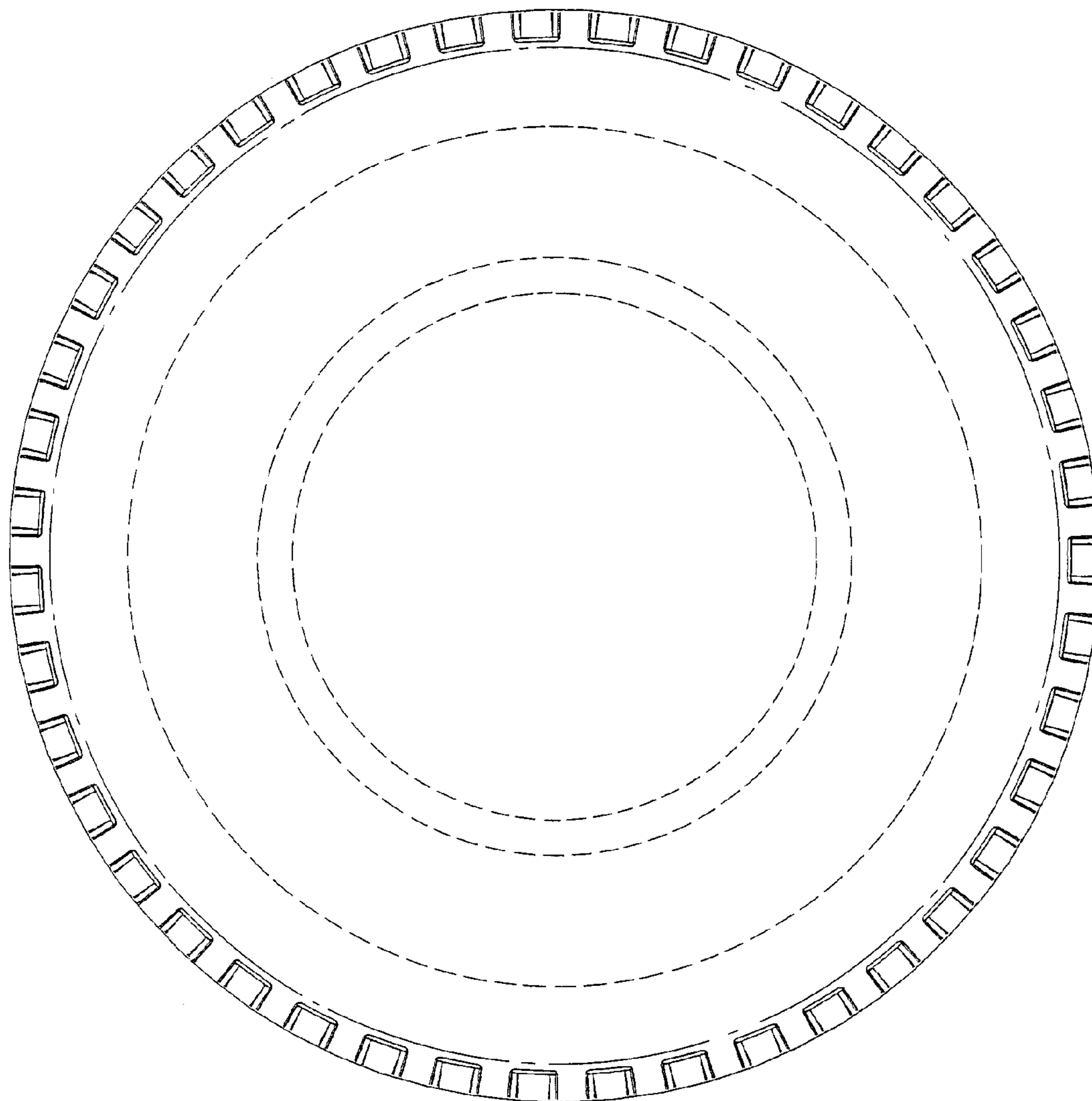




Fig.3

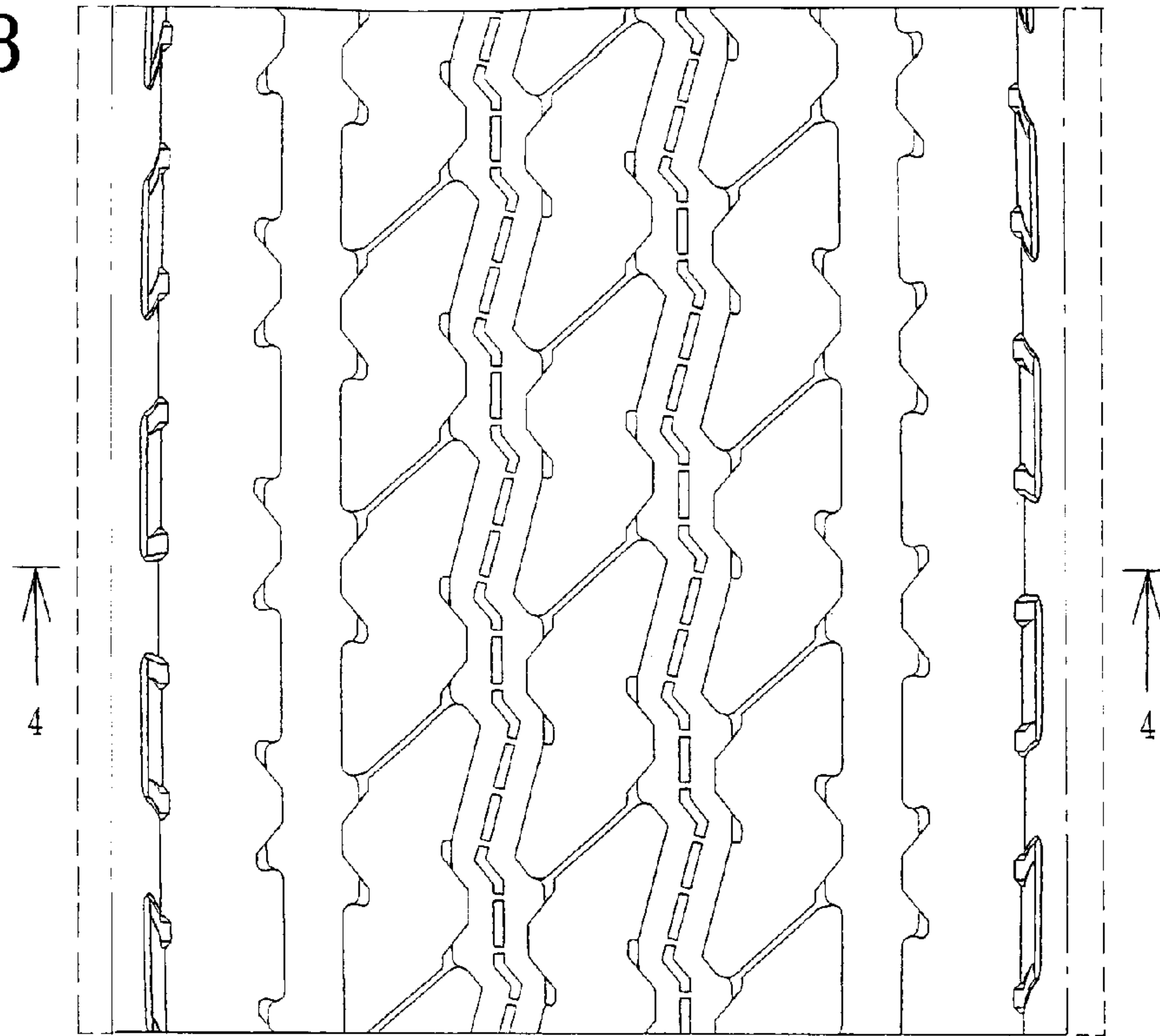
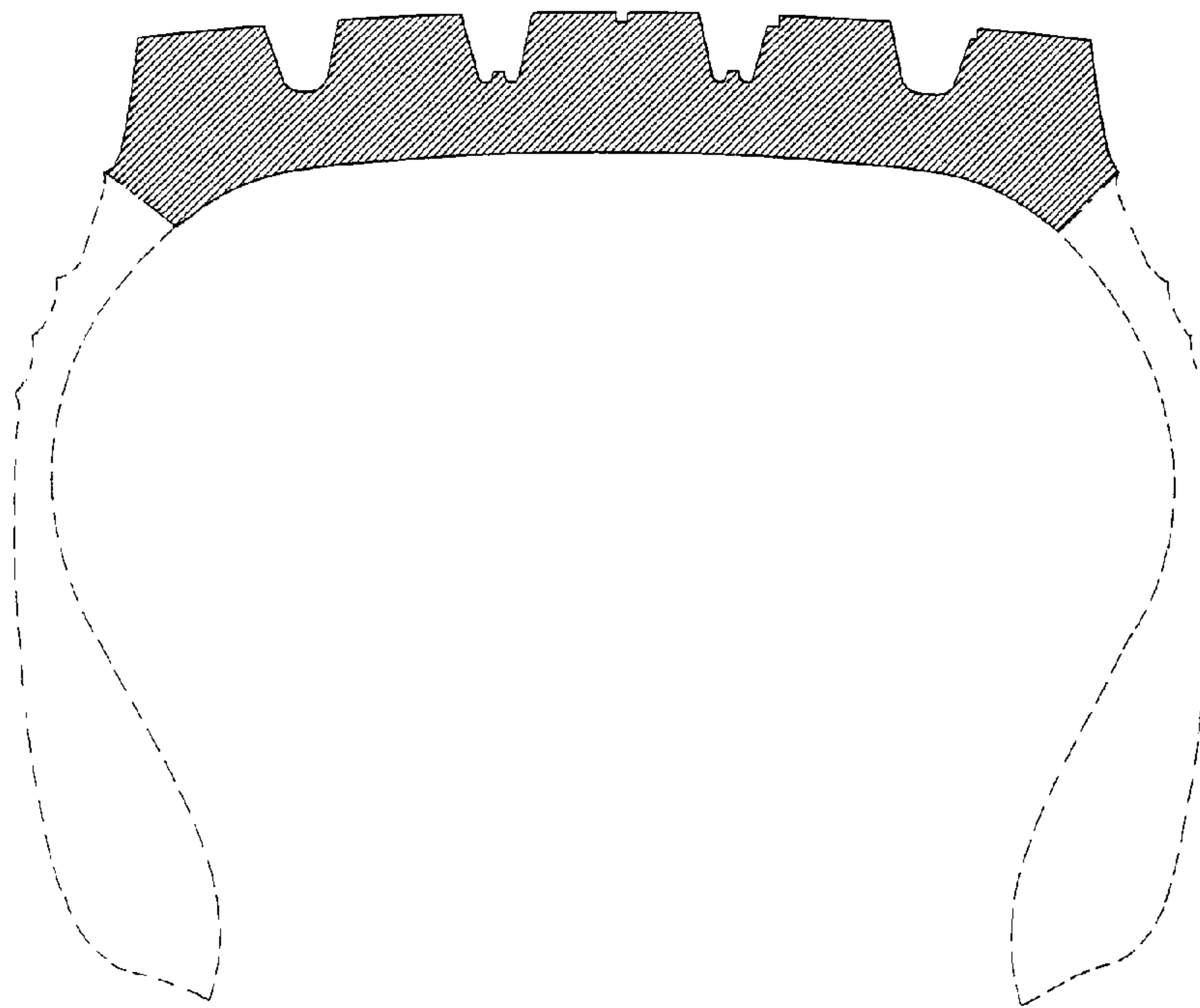


Fig.4



**Fig.5**

