



US00D527320S

(12) **United States Design Patent**
Pfeiffer

(10) **Patent No.:** **US D527,320 S**

(45) **Date of Patent:** **** Aug. 29, 2006**

(54) **FRONTAL CONFIGURATION OF A STEERING WHEEL**

D440,914 S	*	4/2001	Pfeiffer	D12/176
D454,101 S	*	3/2002	Pfeiffer et al.	D12/176
D466,059 S	*	11/2002	Pfeiffer et al.	D12/176
D499,054 S	*	11/2004	Pfeiffer	D12/176
D503,665 S	*	4/2005	Pfeiffer et al.	D12/176

(75) Inventor: **Peter Pfeiffer**, Boeblingen (DE)

(73) Assignee: **DaimlerChrysler AG**, Stuttgart (DE)

(**) Term: **14 Years**

* cited by examiner

(21) Appl. No.: **29/252,203**

Primary Examiner—Melody N. Brown

(22) Filed: **Jan. 20, 2006**

(74) *Attorney, Agent, or Firm*—Crowell & Moring LLP

Related U.S. Application Data

(62) Division of application No. 29/227,026, filed on Apr. 6, 2005.

(57) **CLAIM**

The ornamental design for a frontal configuration of a steering wheel, as shown and described.

(30) **Foreign Application Priority Data**

Dec. 9, 2004 (DE) 40406916

DESCRIPTION

(51) **LOC (8) Cl.** **12-16**

(52) **U.S. Cl.** **D12/176**

(58) **Field of Classification Search** D12/176;
74/552, 558, 558.5

See application file for complete search history.

FIG. 1 is a front view of a frontal configuration of a steering wheel according to my novel design; and,

FIG. 2 is a perspective view of the frontal configuration of a steering wheel according to my novel design.

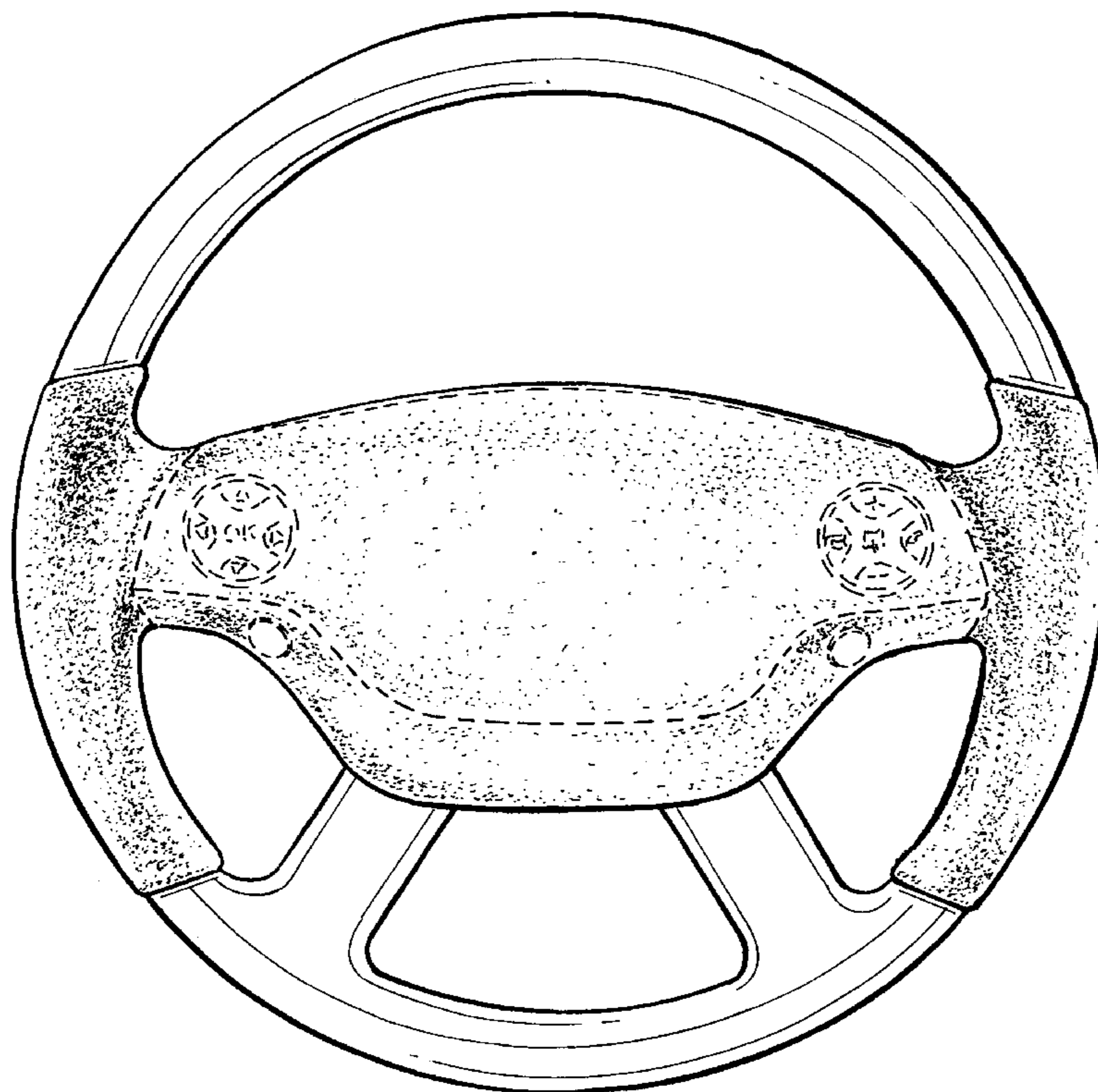
The broken lines are for illustrative purposes only and form no part of the claimed design.

(56) **References Cited**

U.S. PATENT DOCUMENTS

D391,539 S * 3/1998 Sacco et al. D12/176

1 Claim, 1 Drawing Sheet



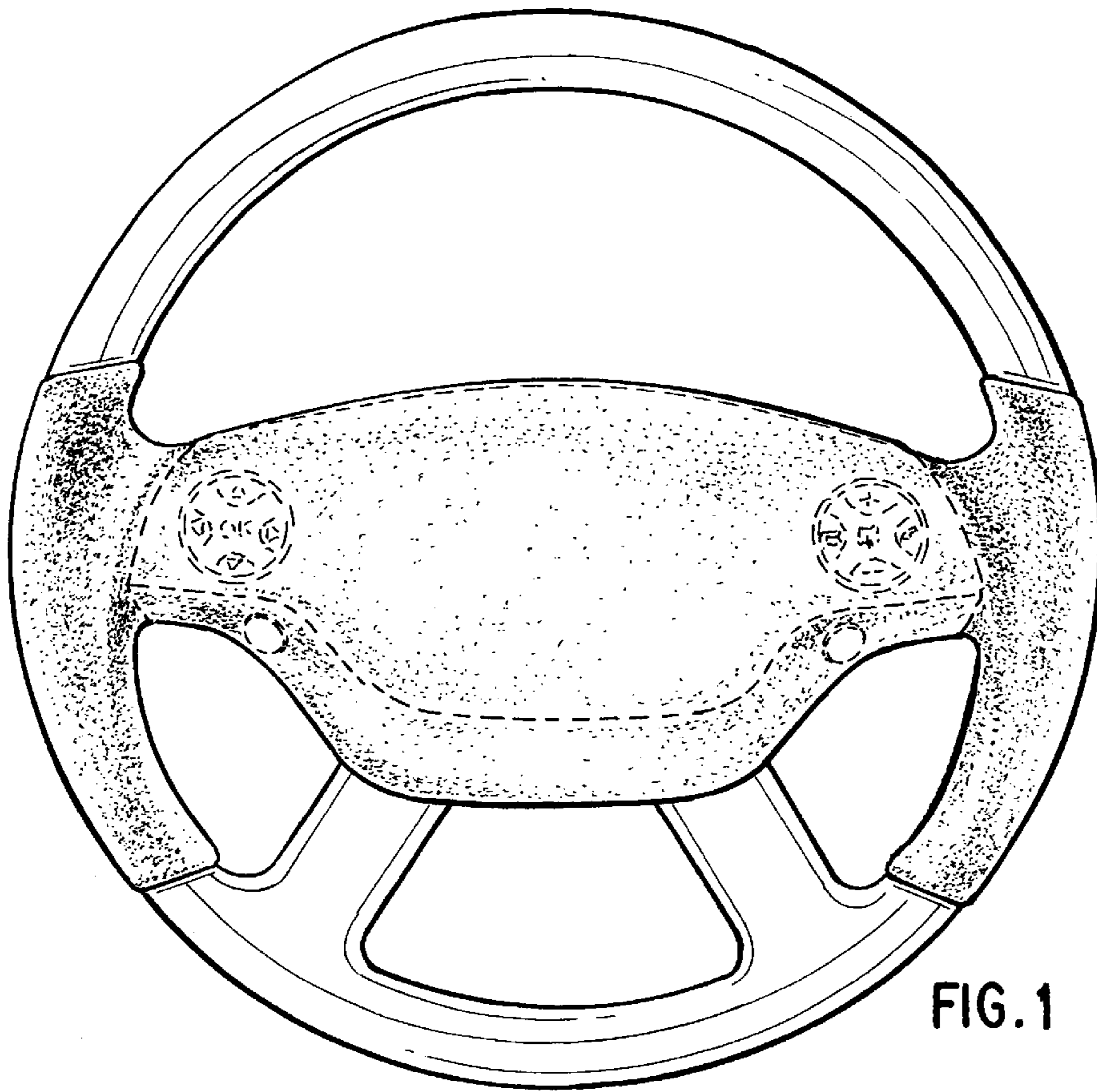


FIG. 1

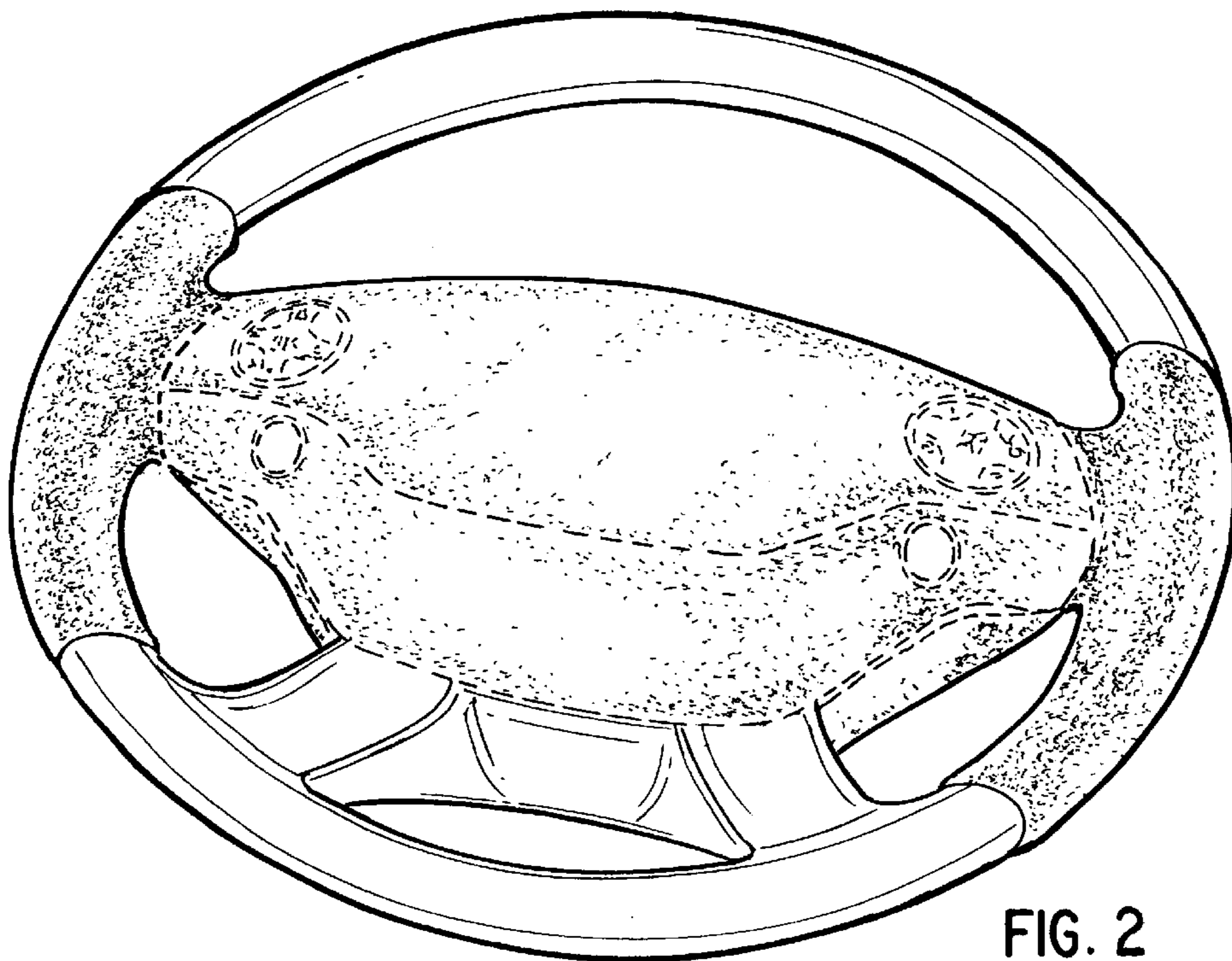


FIG. 2