



US00D527318S

(12) **United States Design Patent**  
**Ikeda**

(10) **Patent No.:** **US D527,318 S**  
(45) **Date of Patent:** **\*\* Aug. 29, 2006**

(54) **REAR BUMPER FOR AN AUTOMOBILE**

FOREIGN PATENT DOCUMENTS

(75) Inventor: **Jiro Ikeda**, Wako (JP)

JP 1095632 1/2001

(73) Assignee: **Honda Motor Co., Ltd.**, Tokyo (JP)

OTHER PUBLICATIONS

(\*\*) Term: **14 Years**

Notification of Refusal dated Oct. 7, 2005.

(21) Appl. No.: **29/234,343**

\* cited by examiner

(22) Filed: **Jul. 18, 2005**

*Primary Examiner*—Melody N. Brown

(30) **Foreign Application Priority Data**

Jan. 19, 2005 (JP) ..... 2005-001131

(74) *Attorney, Agent, or Firm*—Westerman, Hattori, Daniels & Adrian, LLP.

(51) **LOC (8) Cl.** ..... **12-16**

(52) **U.S. Cl.** ..... **D12/169**

(58) **Field of Classification Search** ..... D12/90–92,  
D12/86, 169, 196; 296/180.1, 180.2; 293/102,  
293/113, 115, 117, 120

See application file for complete search history.

(57) **CLAIM**

The ornamental design for, a rear bumper for an automobile, as shown and described.

**DESCRIPTION**

FIG. 1 is a front elevation view of a rear bumper for an automobile showing our new design;

FIG. 2 is a top plan view thereof;

FIG. 3 is a right side elevation view thereof, the left side elevation view is a mirror image of the right side elevation view; and,

FIG. 4 is a perspective view thereof.

The broken lines in the drawings are illustrative purposes only and form no part of the claimed design.

(56) **References Cited**

U.S. PATENT DOCUMENTS

D502,900 S	*	3/2005	Ikuma	.....	D12/169
D506,956 S	*	7/2005	Wakasugi et al.	.....	D12/169
D507,513 S	*	7/2005	Kamimura et al.	.....	D12/169
D511,725 S	*	11/2005	Nagashima	.....	D12/169
D512,003 S	*	11/2005	Koide	.....	D12/169
D512,943 S	*	12/2005	Otto et al.	.....	D12/169

**1 Claim, 4 Drawing Sheets**

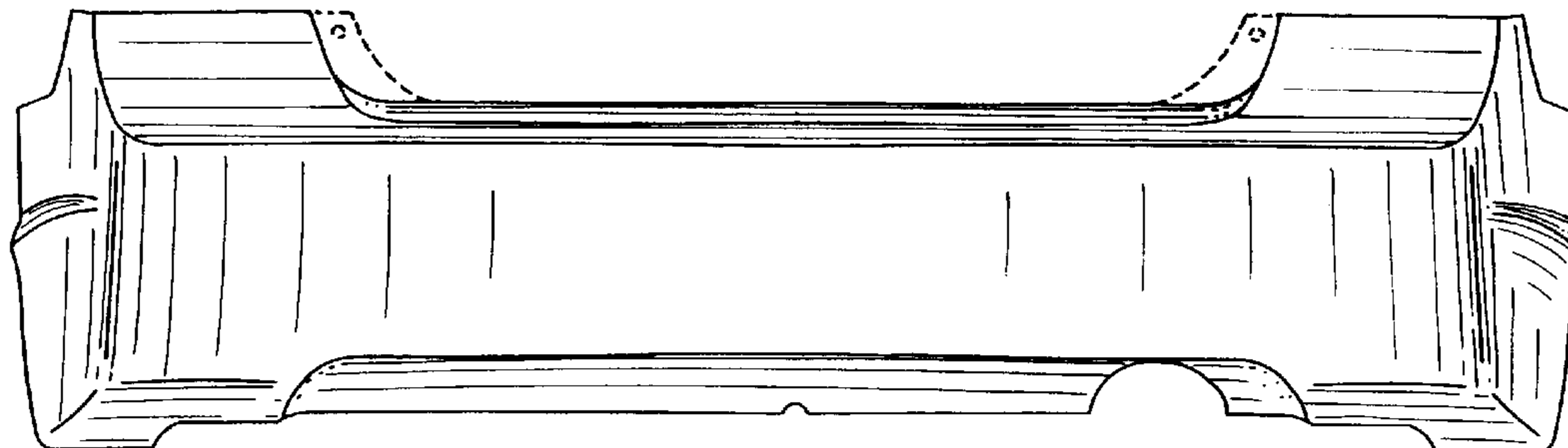


FIG. 1

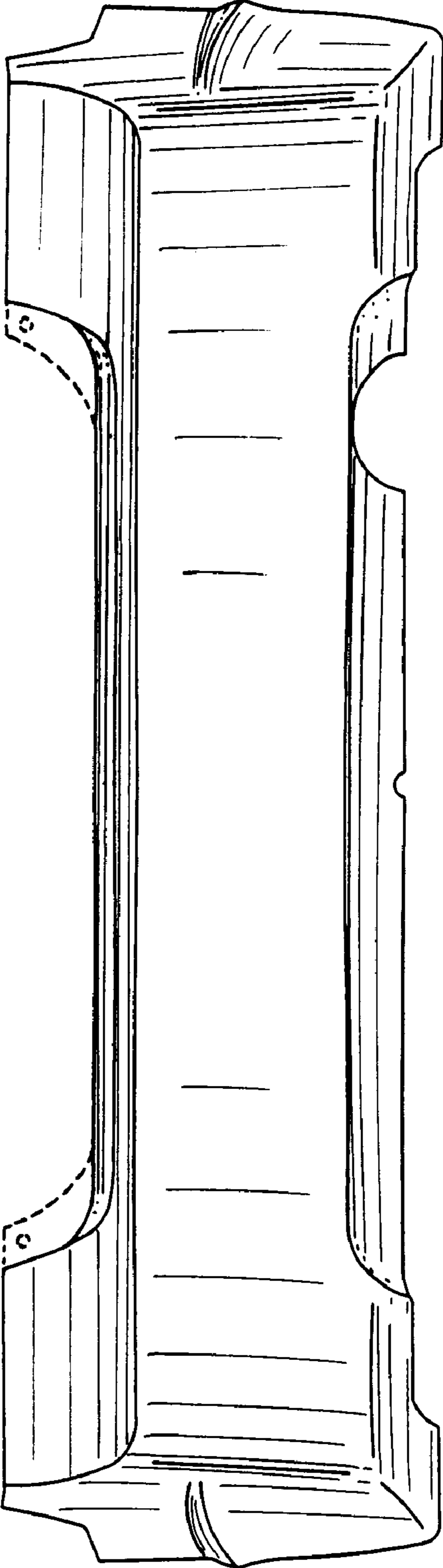


FIG. 2

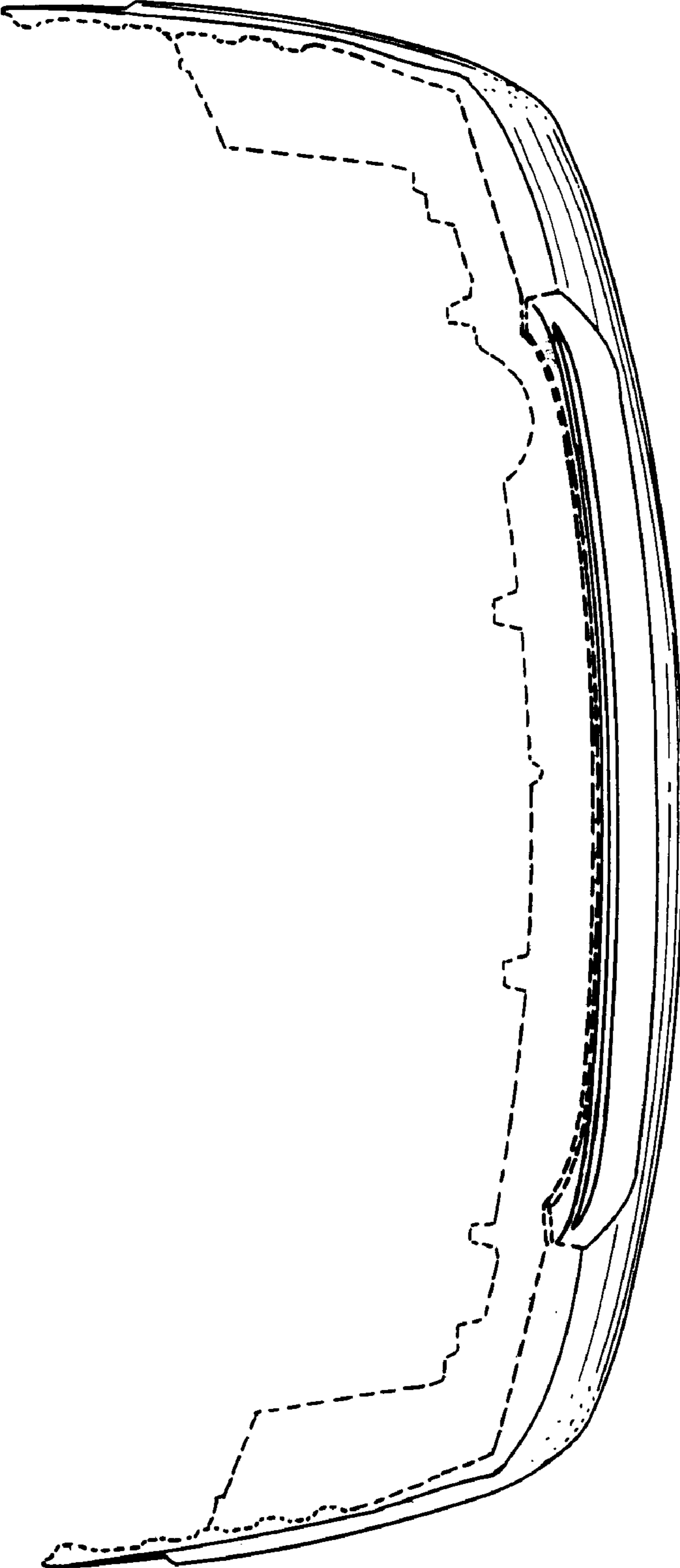
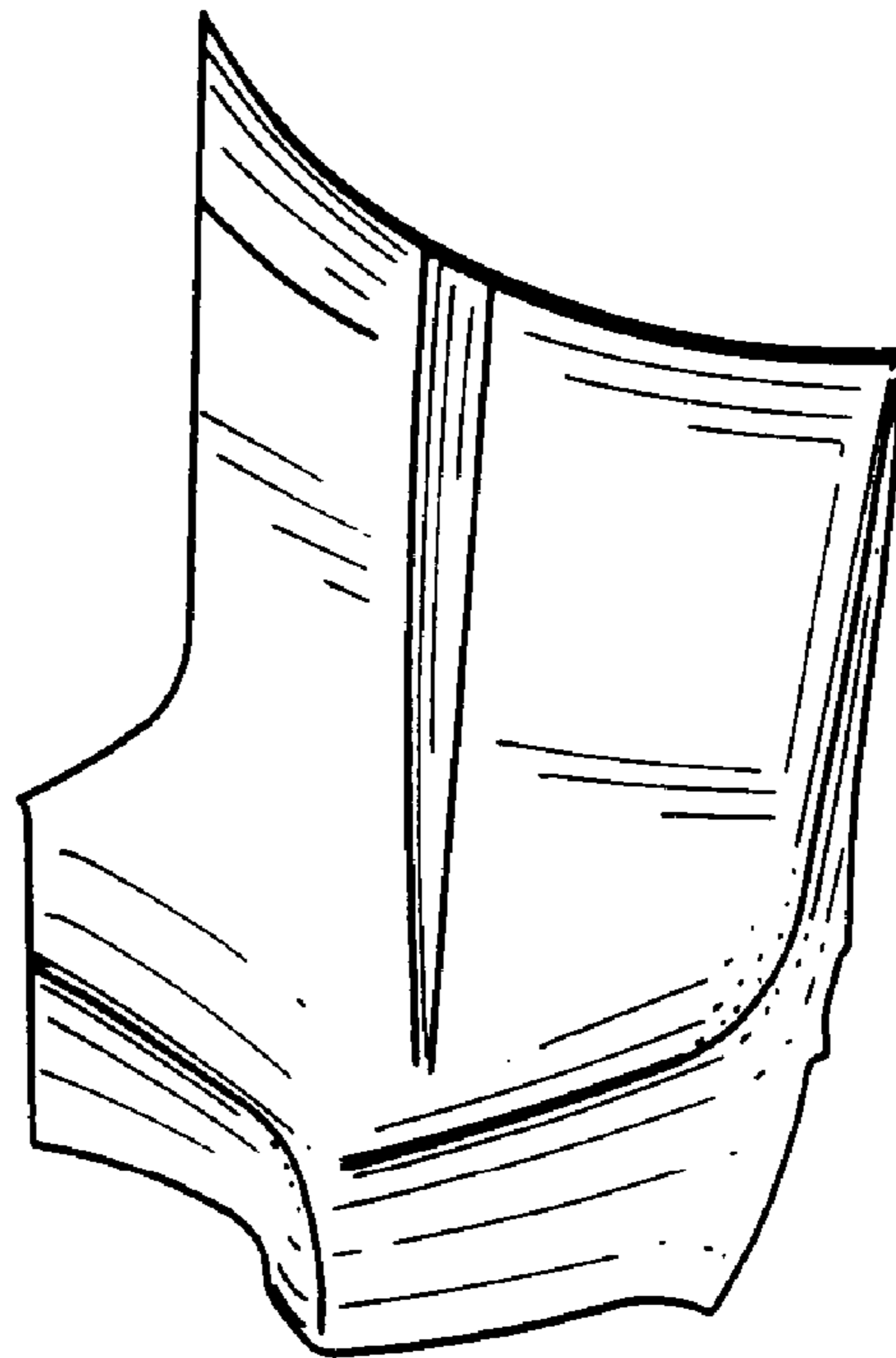


FIG. 3



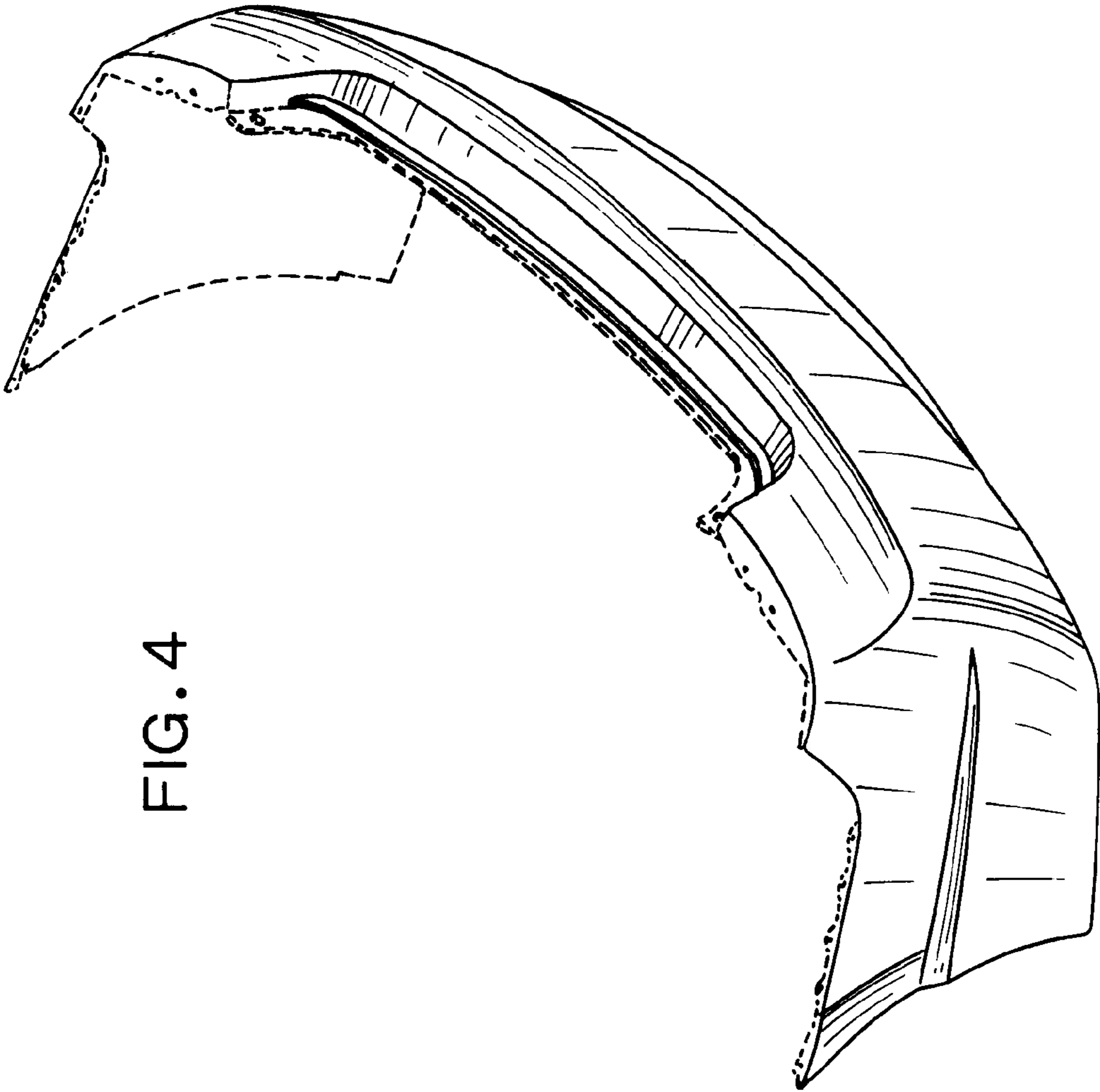


FIG. 4