



US00D527311S

(12) **United States Design Patent**
Yamagishi et al.

(10) **Patent No.:** **US D527,311 S**

(45) **Date of Patent:** **** Aug. 29, 2006**

(54) **SLIDER FOR A SLIDE FASTENER**

D371,524 S * 7/1996 Ikehara D11/221
D390,811 S 2/1998 Yaguramaki
D403,978 S * 1/1999 Kurata et al. D10/92

(75) Inventors: **Koji Yamagishi**, Kurobe (JP); **Keiichi Keyaki**, Kurobe (JP)

* cited by examiner

(73) Assignee: **YKK Corporation**, Tokyo (JP)

Primary Examiner—Ralf Seifert

(**) Term: **14 Years**

(74) *Attorney, Agent, or Firm*—Everest Intellectual Property Law Group; Michael S. Leonard

(21) Appl. No.: **29/239,864**

(57) **CLAIM**

(22) Filed: **Oct. 5, 2005**

The ornamental design for a slider for a slide fastener, as shown and described.

(30) **Foreign Application Priority Data**

Apr. 7, 2005 (JP) 2005-010356

DESCRIPTION

(51) **LOC (8) Cl.** **02-07**

FIG. 1 is a front view of a slider for a slide fastener of the claimed design.

(52) **U.S. Cl.** **D11/221**

(58) **Field of Classification Search** D11/200,
D11/201, 221; 24/415–417, 419, 421, 427–431,
24/381–382, 385, 387, 433; 384/64
See application file for complete search history.

FIG. 2 is a rear view of the slider of FIG. 1.

FIG. 3 is a plan view of the slider of FIG. 1.

FIG. 4 is a bottom view of the slider of FIG. 1.

FIG. 5 is a right side view of the slider of FIG. 1; and,

FIG. 6 is a perspective view of the slider of FIG. 1.

(56) **References Cited**

U.S. PATENT DOCUMENTS

D244,969 S * 7/1977 Lombard D11/221

1 Claim, 4 Drawing Sheets

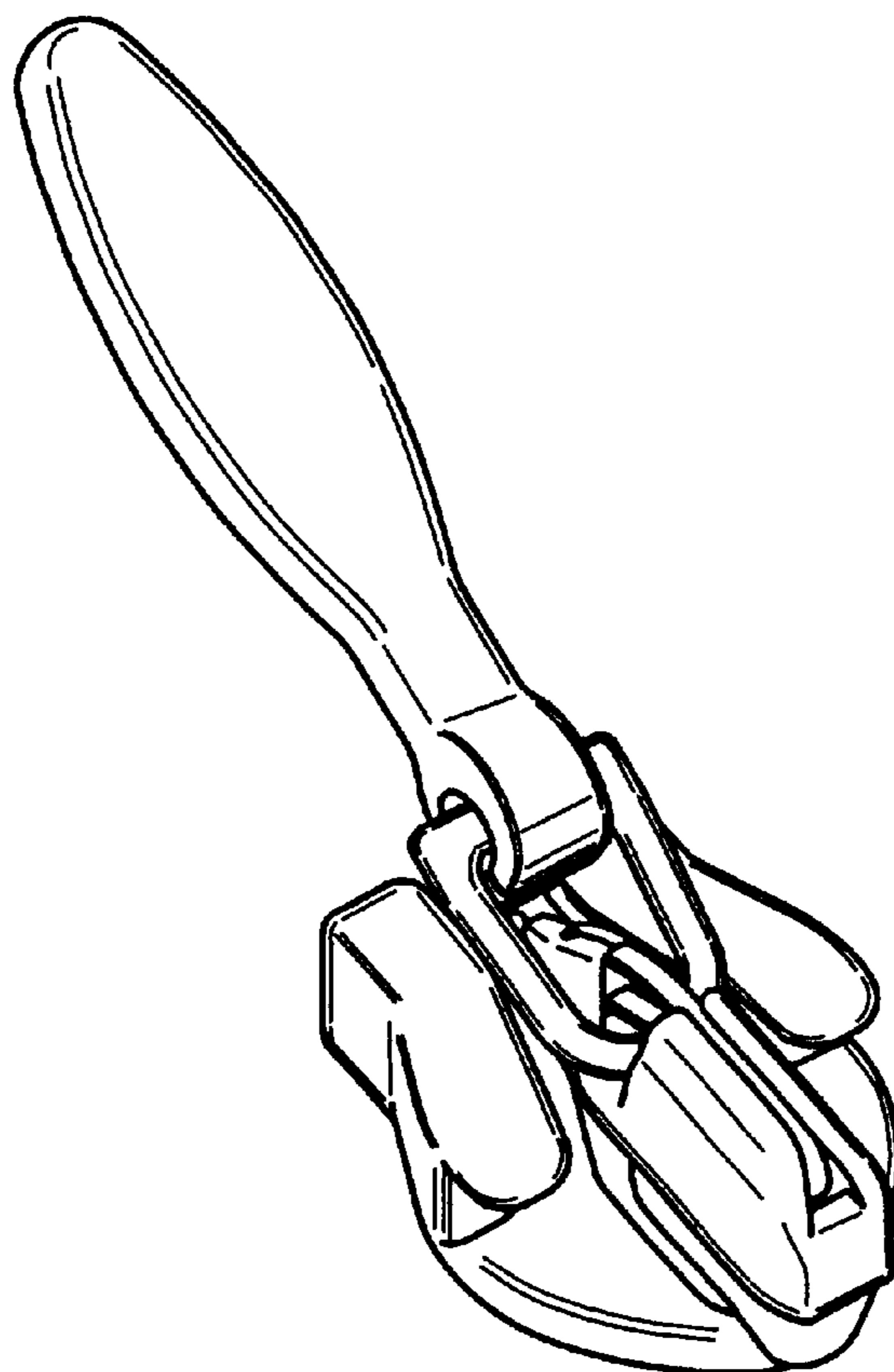


FIG. 1

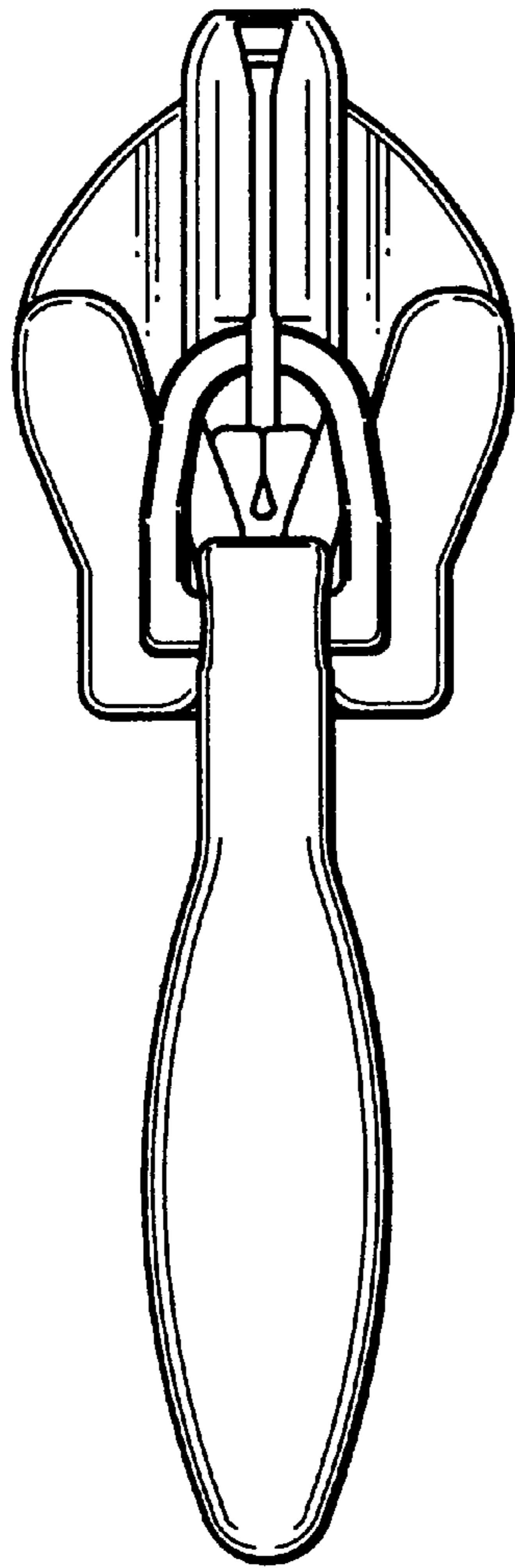


FIG. 2

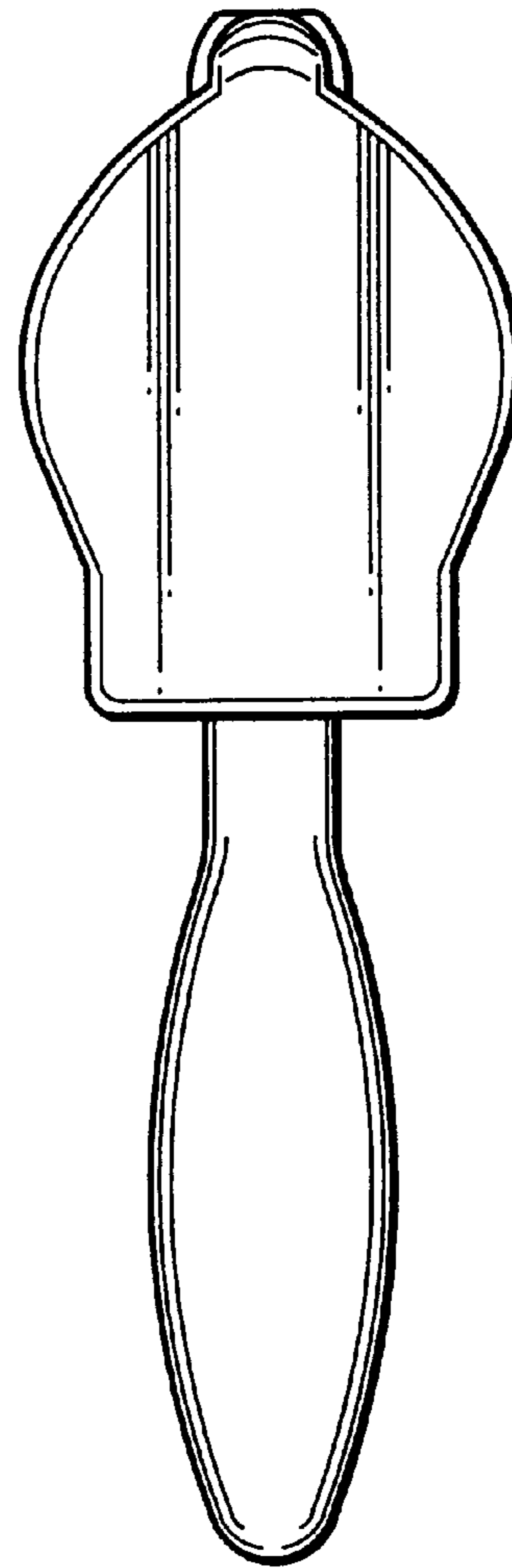


FIG. 3

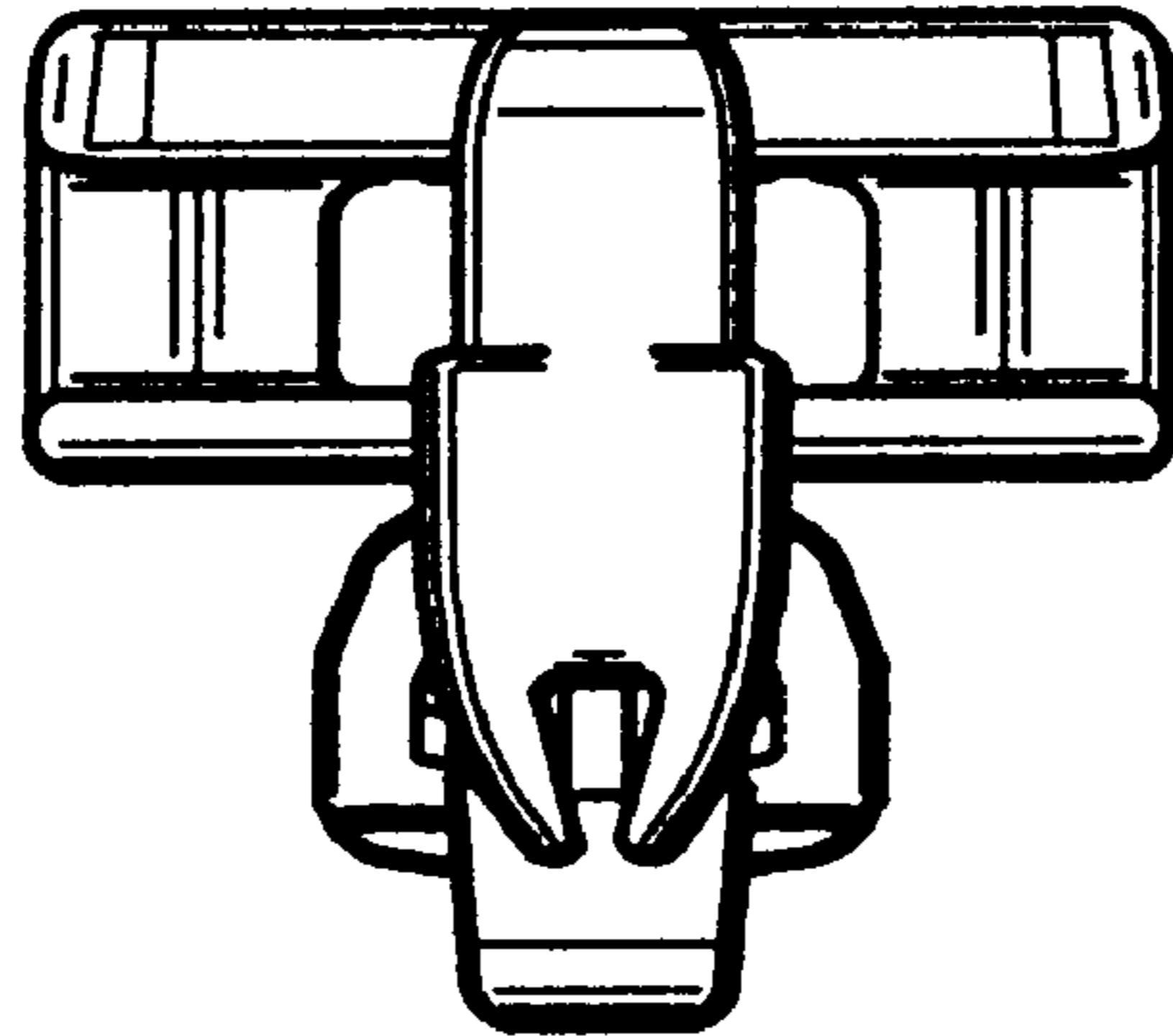


FIG. 4




FIG. 5




FIG. 6

