

US00D527309S

(12) **United States Design Patent**
Grimm

(10) **Patent No.:** **US D527,309 S**

(45) **Date of Patent:** **** Aug. 29, 2006**

(54) **LOCKING BUCKLE**

(75) Inventor: **Michael B. Grimm**, Evanston, IL (US)

(73) Assignee: **Illinois Tool Works Inc**, Glenview, IL (US)

(**) Term: **14 Years**

(21) Appl. No.: **29/233,341**

(22) Filed: **Jun. 30, 2005**

(51) **LOC (8) Cl.** **02-07**

(52) **U.S. Cl.** **D11/218**

(58) **Field of Classification Search** D11/200,
D11/201, 208-210, 212-218, 220, 230-234,
D11/236-237, 86-87, 94; 63/15.2, 15; 24/307,
24/625, 616, 200, 196, 171, 169, 112, 614,
24/615

See application file for complete search history.

(56) **References Cited**

U.S. PATENT DOCUMENTS

348,791 A	9/1886	Smith	
878,060 A	2/1908	Hammond	
1,046,795 A	12/1912	Johnson	
1,291,673 A	1/1919	Robinson	
1,411,549 A	4/1922	Abbott	
1,508,705 A	9/1924	Mahan	
1,853,889 A	* 4/1932	Alterson	24/312
2,119,469 A	* 5/1938	Kerngood	24/200
D124,604 S	* 1/1941	Goodwin	D11/216
2,927,358 A	3/1960	Ratcliff	
4,118,840 A	10/1978	Fengels	
4,528,728 A	7/1985	Schmidt et al.	
4,528,729 A	7/1985	Schmidt et al.	

D346,766 S	*	5/1994	Franklin	D11/218
D357,435 S	*	4/1995	Cook	D11/218
5,416,955 A		5/1995	Katsma		
D364,126 S	*	11/1995	Ochiai et al.	D11/218
5,463,798 A		11/1995	Wurzer		
6,415,634 B1		7/2002	Luquire		
D467,156 S		12/2002	Bishop		
6,588,076 B1		7/2003	Choate		
6,622,354 B1		9/2003	Klingier		
2003/0106190 A1		6/2003	Christianson		

FOREIGN PATENT DOCUMENTS

EP 0 466 613 A2 6/1991

* cited by examiner

Primary Examiner—Ralf Seifert

(74) *Attorney, Agent, or Firm*—Paul F. Donovan; Mark W. Croll

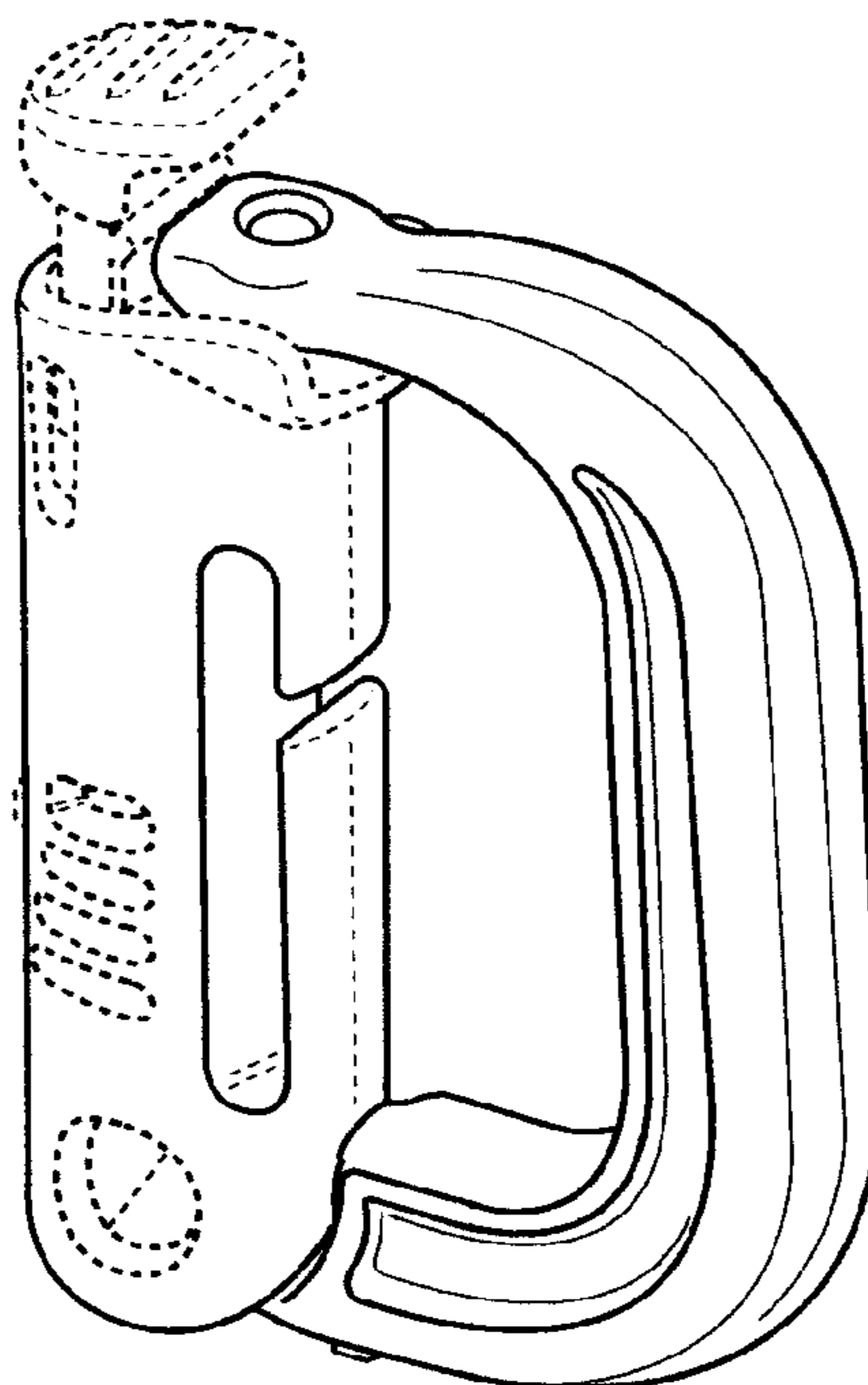
(57) **CLAIM**

The ornamental design for a locking buckle, as shown and described herein.

DESCRIPTION

FIG. 1 is a perspective view of a locking buckle showing the new design;
FIG. 2 is a right side view thereof;
FIG. 3 is a left side thereof;
FIG. 4 is a front side view thereof;
FIG. 5 is a back side view thereof;
FIG. 6 is a bottom view thereof; and,
FIG. 7 is a top view thereof.
The broken line portions of the disclosure are for illustrative purposes only and form no part of the claimed design.

1 Claim, 4 Drawing Sheets



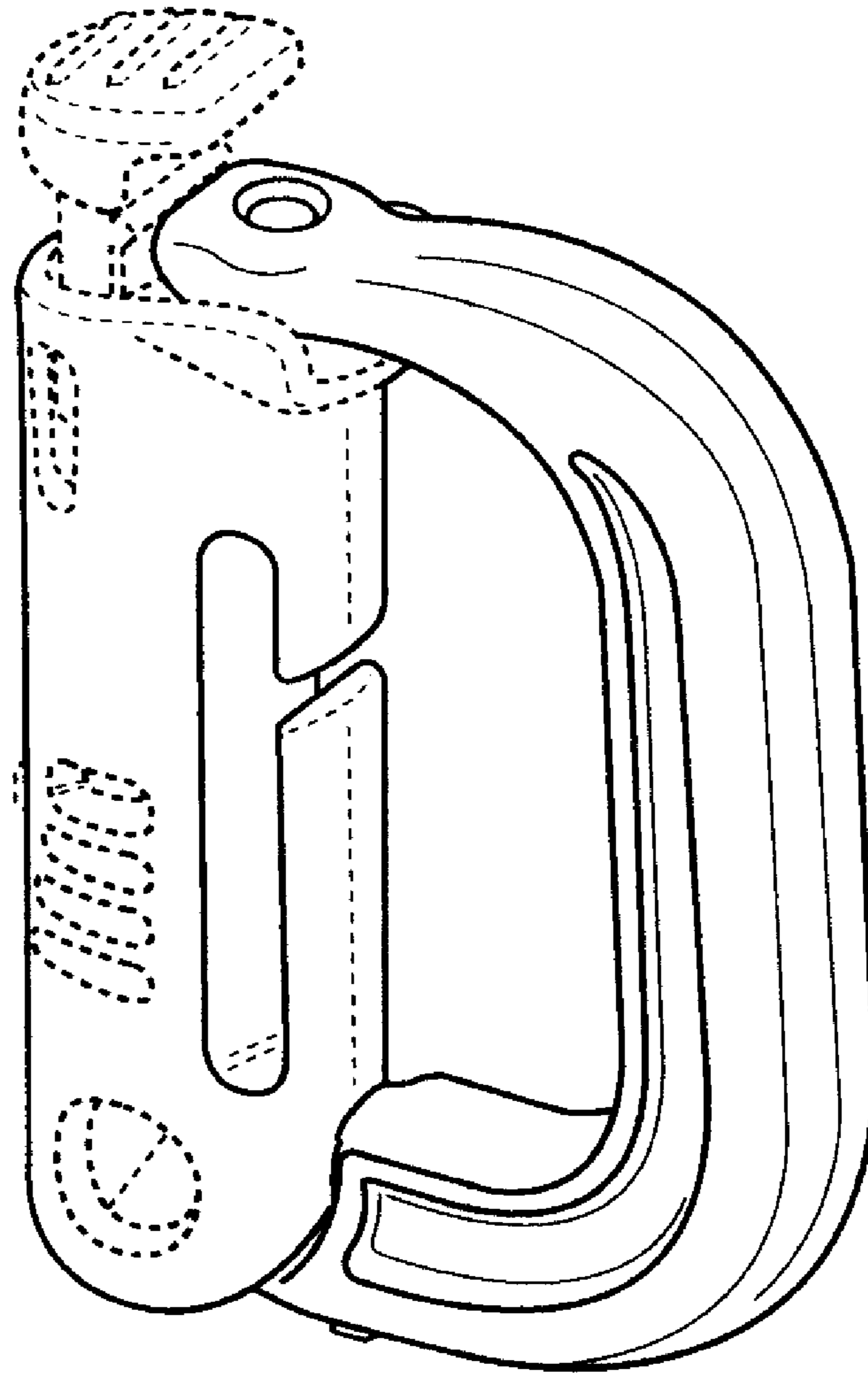


Fig. 1

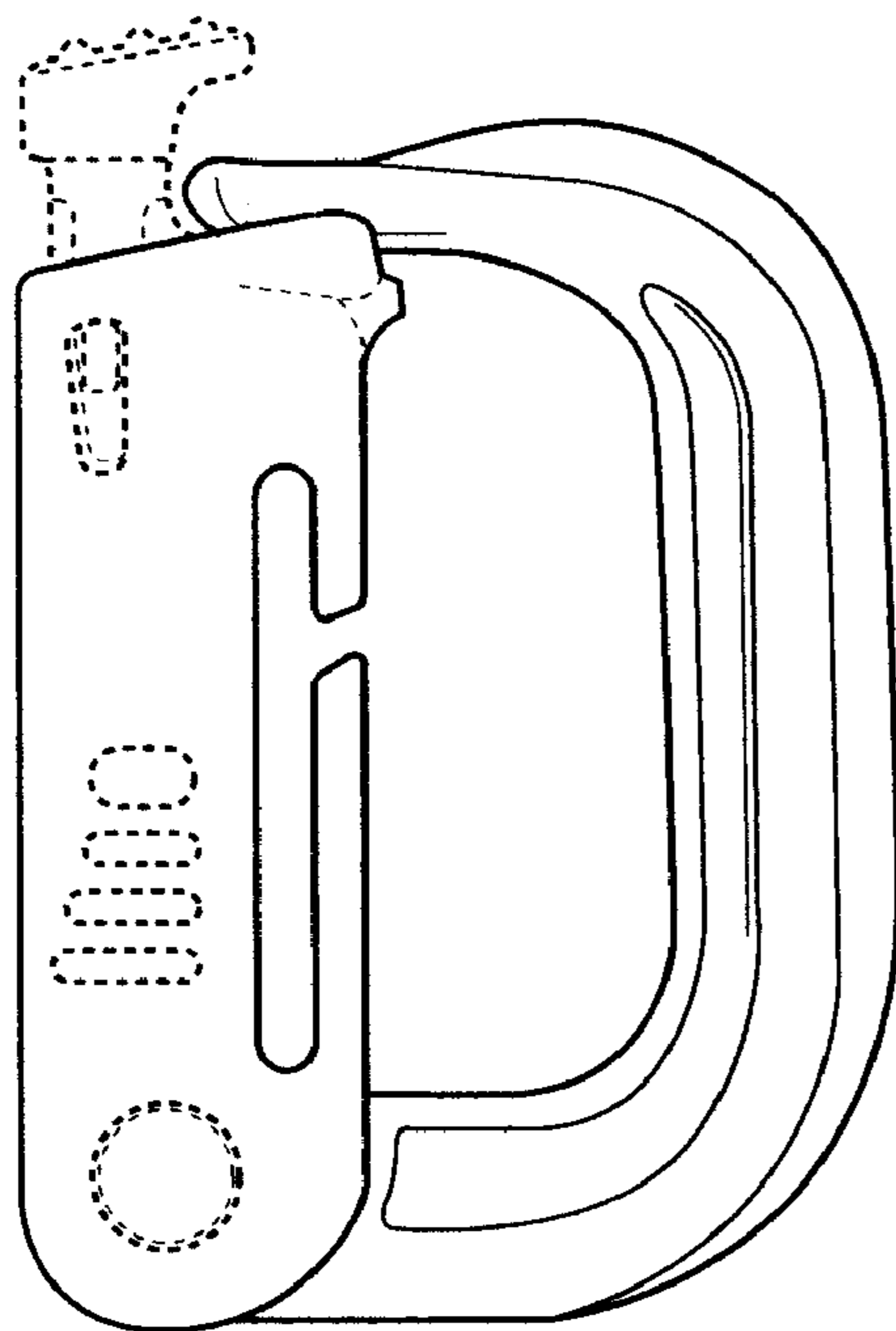


Fig. 2

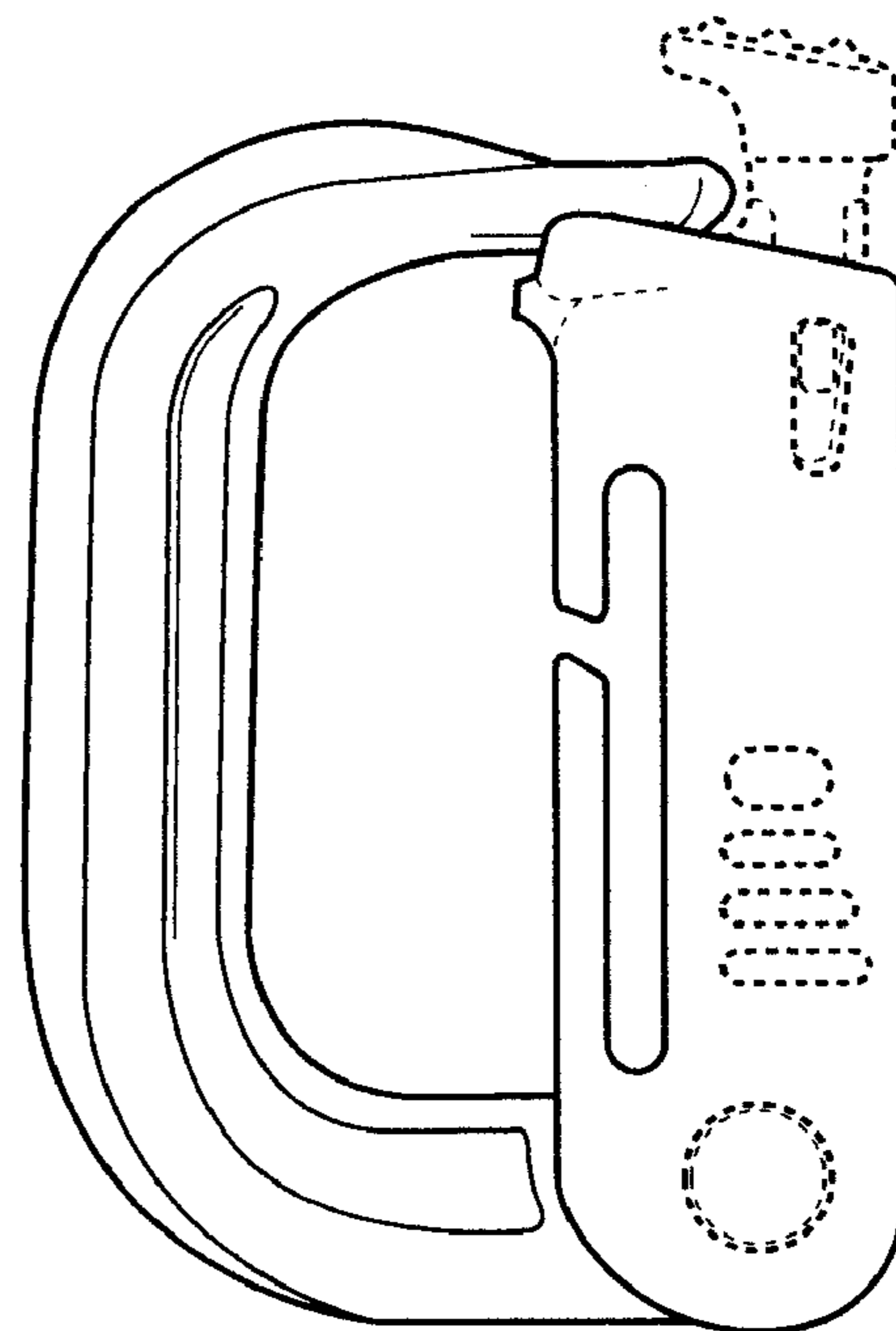


Fig. 3

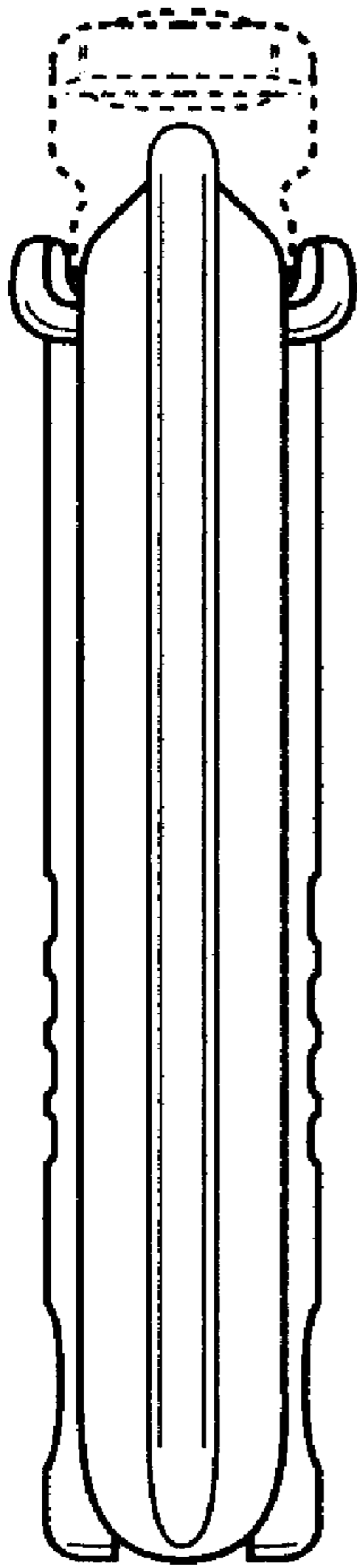


Fig. 4




Fig. 5

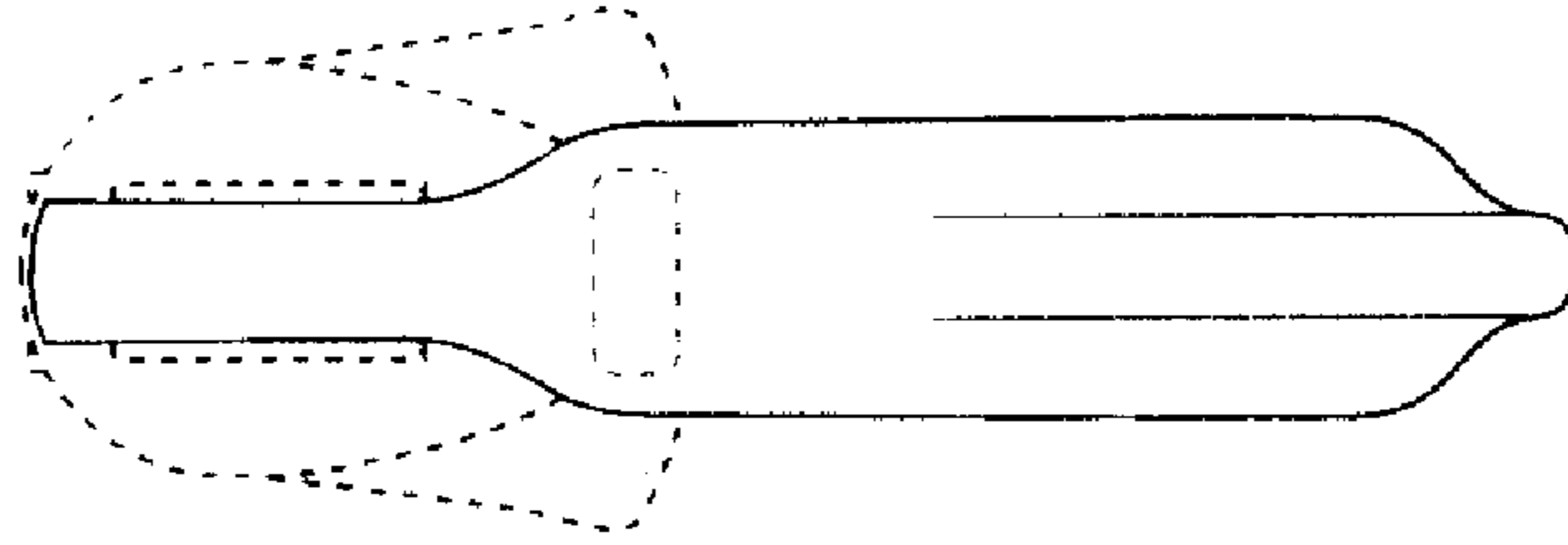


Fig. 6

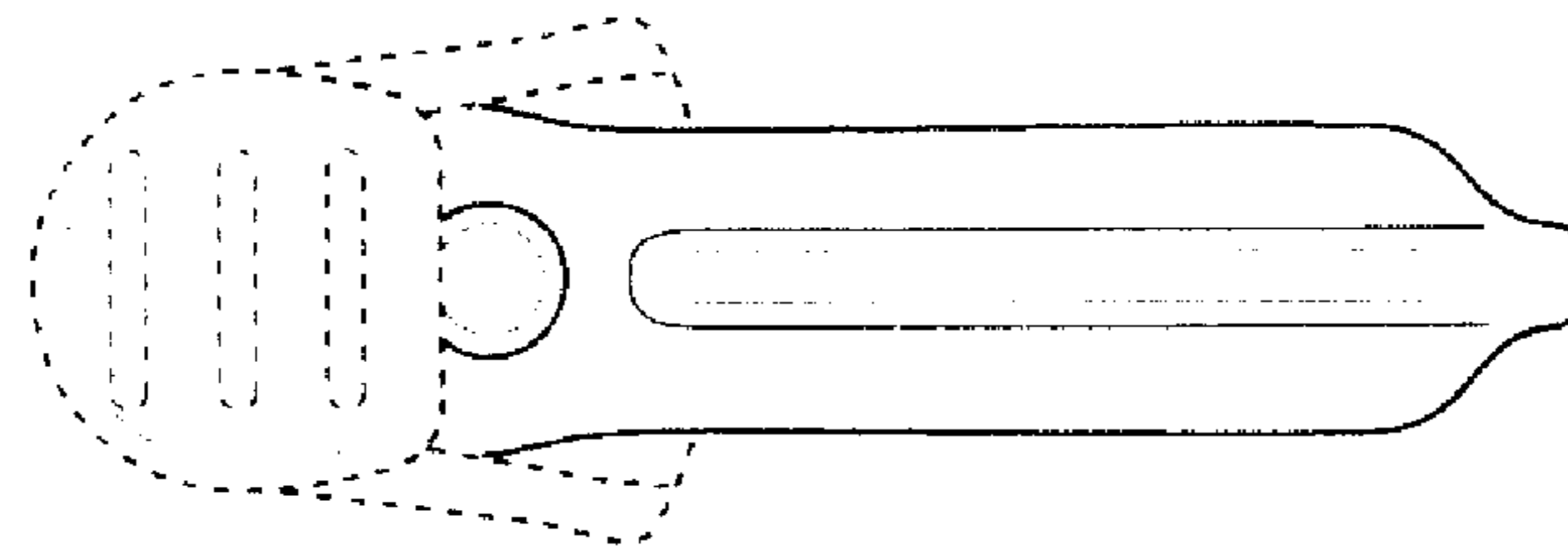


Fig. 7