



US00D527299S

(12) **United States Design Patent**
Burich

(10) **Patent No.:** **US D527,299 S**

(45) **Date of Patent:** **** Aug. 29, 2006**

(54) **BALLER BAND CHOKER**

(76) Inventor: **Blake Burich**, 6796 Monticello La.,
Dublin, OH (US) 43016

(**) Term: **14 Years**

(21) Appl. No.: **29/227,460**

(22) Filed: **Apr. 12, 2005**

(51) **LOC (8) Cl.** **11-01**

(52) **U.S. Cl.** **D11/3**

(58) **Field of Classification Search** D11/1-3,
D11/11, 12, 16, 8, 9-91, 92, 93, 119; 63/3,
63/3.1, 4, 26, 28, 32, 33, 15.45, 41; D16/339
See application file for complete search history.

(56) **References Cited**

U.S. PATENT DOCUMENTS

3,481,155 A * 12/1969 Cook 63/3.2
5,669,242 A * 9/1997 Cayton 63/21
D420,039 S * 2/2000 Carey et al. D16/339
6,422,036 B1 * 7/2002 Giannis et al. 63/3.1

D486,750 S 2/2004 Giudicelli D11/3
6,718,797 B1 * 4/2004 Plumly 63/18
D496,875 S 10/2004 Pachachi D11/6
D499,351 S 12/2004 Hardy D11/13
D513,519 S * 1/2006 Chisolm D16/339

* cited by examiner

Primary Examiner—Doris Clark

Assistant Examiner—Michael Pratt

(74) *Attorney, Agent, or Firm*—Standley Law Group LLP

(57) **CLAIM**

The ornamental design for a baller band choker, as shown and described.

DESCRIPTION

FIG. 1 is a perspective view of a baller band choker showing my new design;

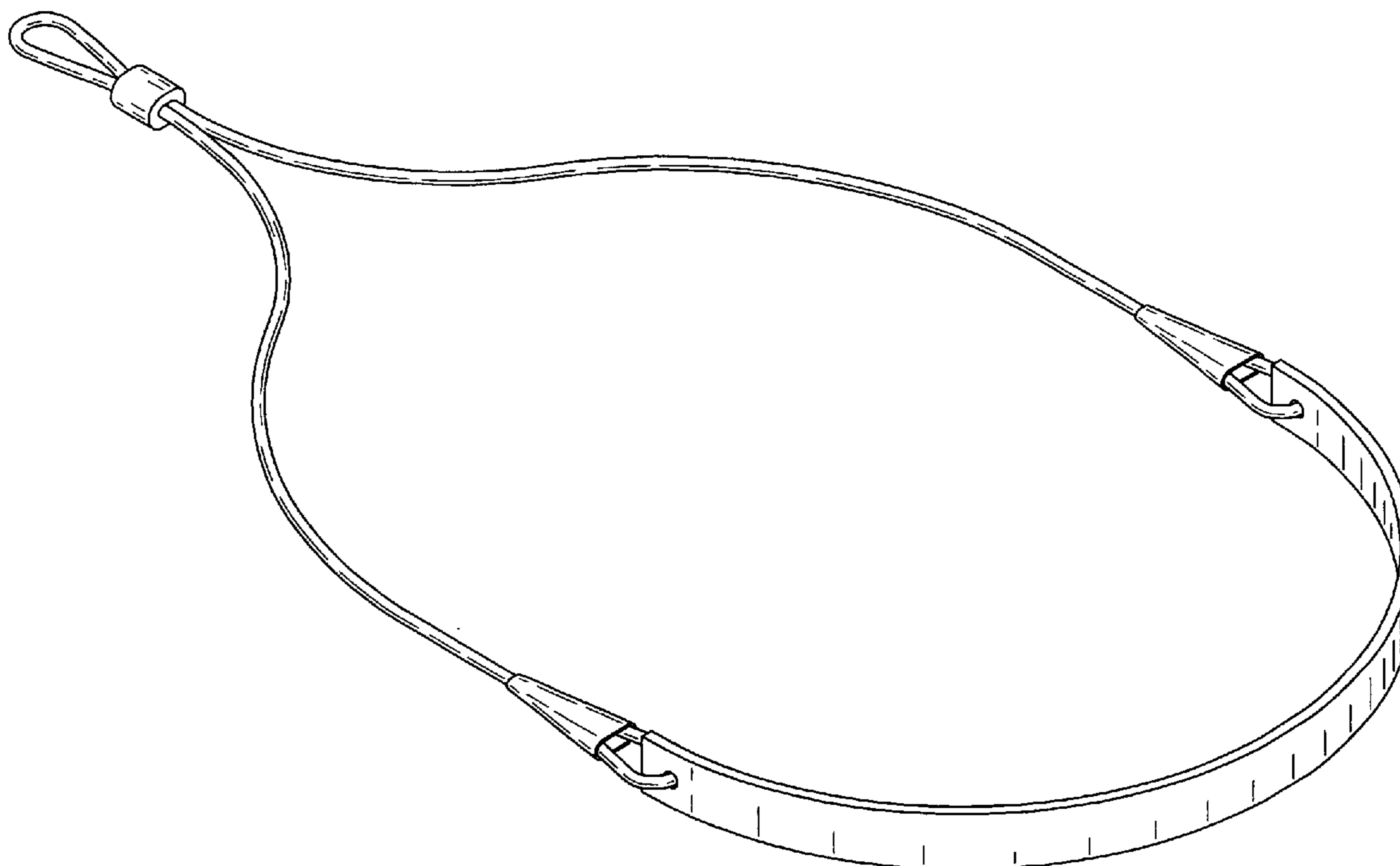
FIG.-2 is a front elevational view of FIG.-1;

FIG.-3 is a side view of FIG.-1;

FIG.-4 is a top view of FIG.-1; and,

FIG.-5 is a bottom view of FIG.-1.

1 Claim, 3 Drawing Sheets



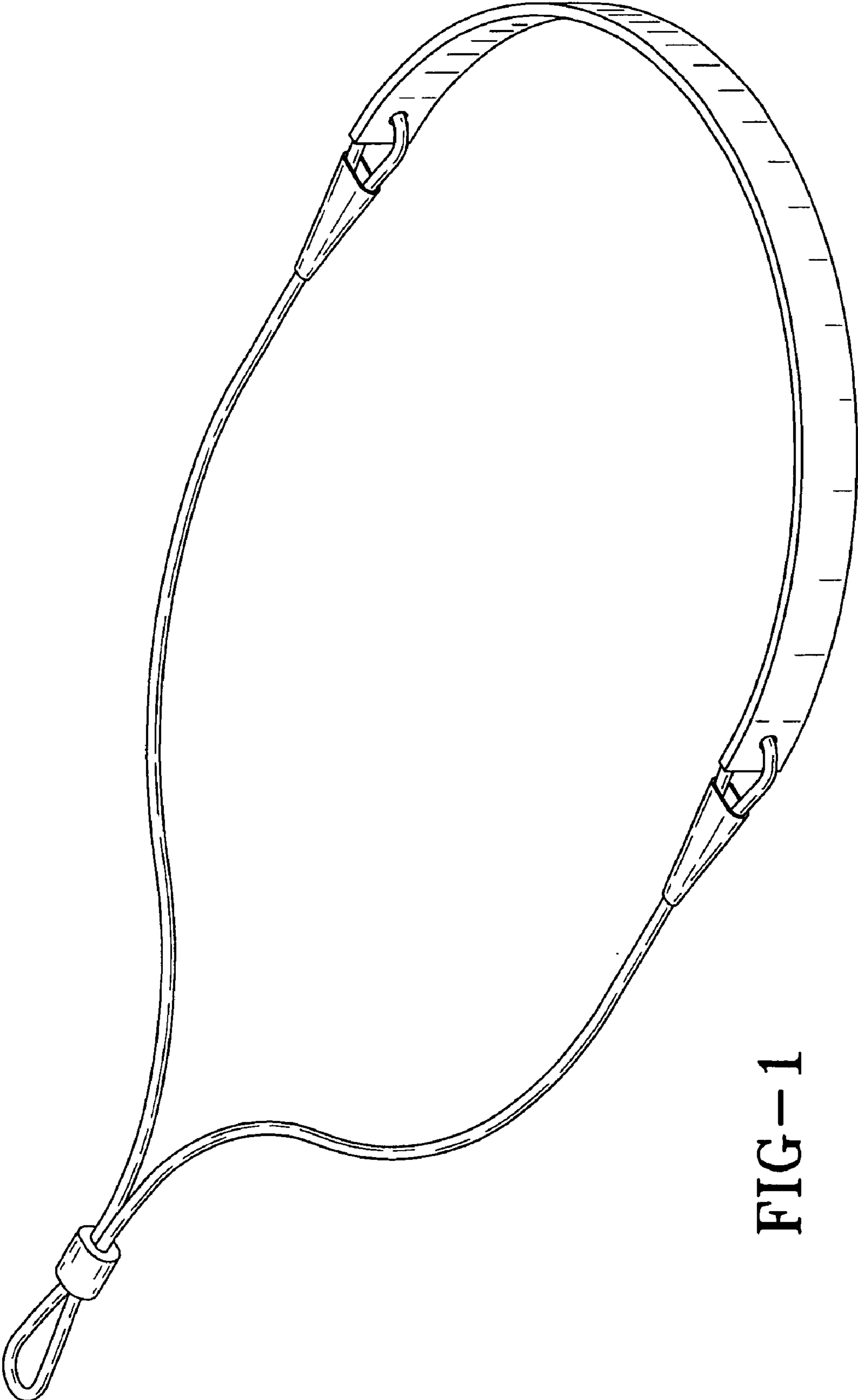


FIG-1

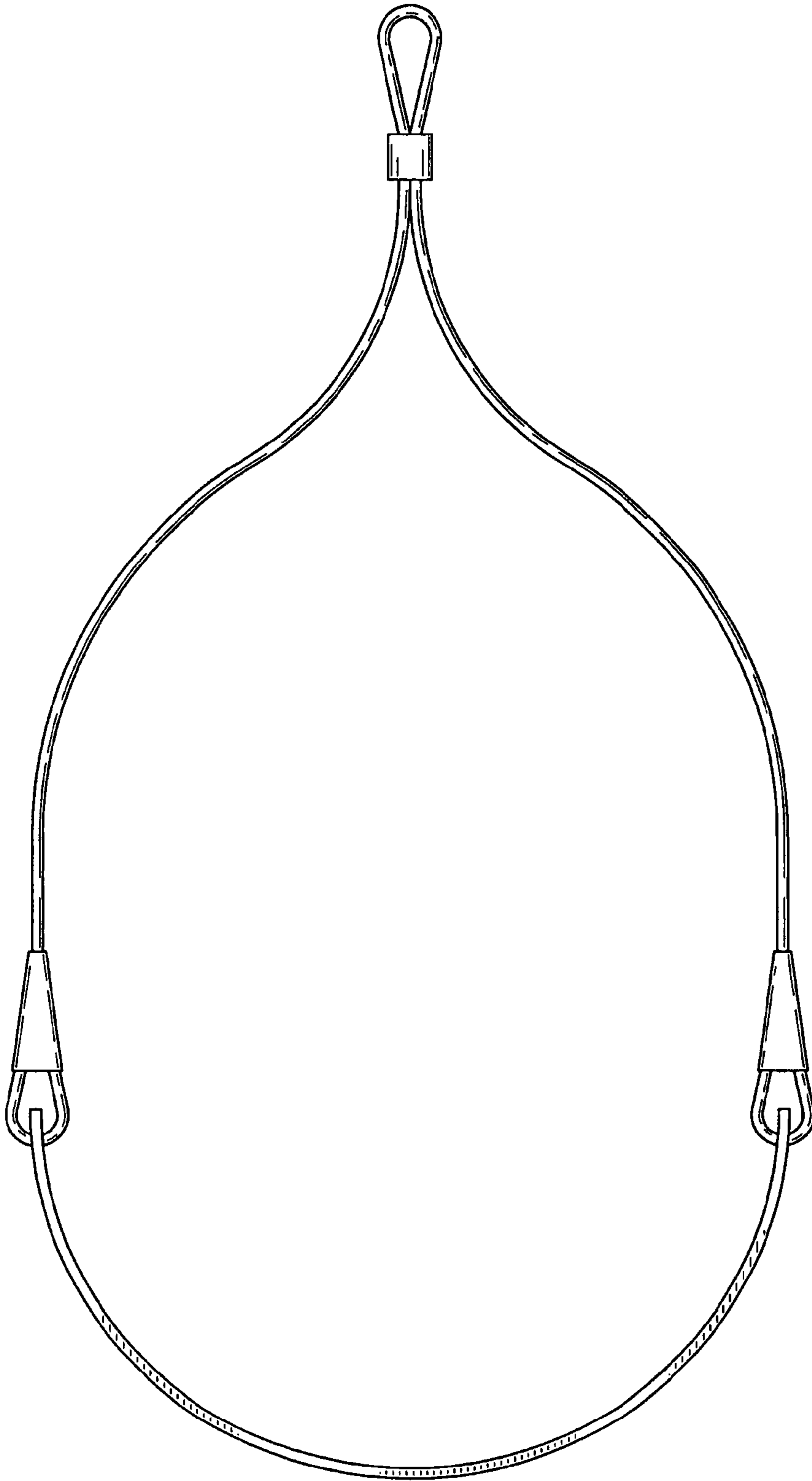


FIG-2

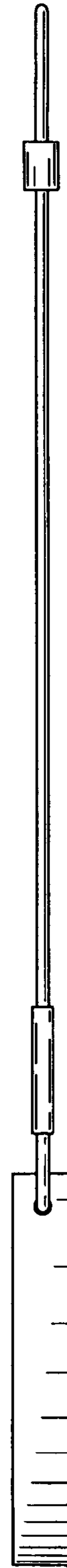


FIG-3

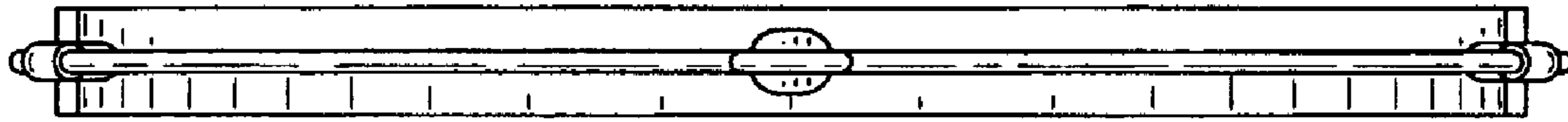


FIG-4

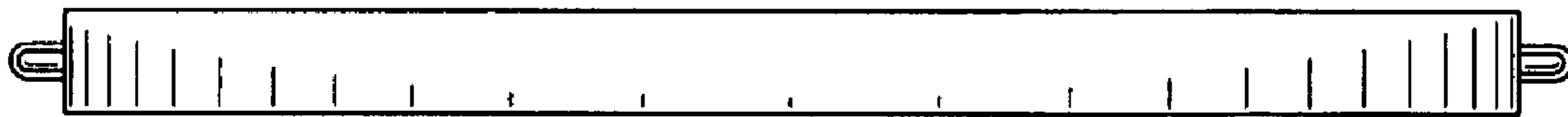


FIG-5