



US00D527281S

(12) **United States Design Patent**  
**Kojima et al.**

(10) **Patent No.:** **US D527,281 S**  
(45) **Date of Patent:** **\*\* Aug. 29, 2006**

(54) **WRIST WATCH**

(75) Inventors: **Kenji Kojima**, Tokyo (JP); **Atsushi Goto**, Tokyo (JP); **Takashi Nikaido**, Tokyo (JP)

(73) Assignee: **Casio Keisanki Kabushiki Kaisha**, Tokyo (JP)

(\*\*) **Term:** **14 Years**

(21) Appl. No.: **29/232,132**

(22) Filed: **Jun. 15, 2005**

(51) **LOC (8) Cl.** ..... **10-02**

(52) **U.S. Cl.** ..... **D10/32**

(58) **Field of Classification Search** ..... D10/30-39,  
D10/122-132; 368/276-278, 281-283, 285,  
368/286, 294, 295, 82-84, 28-30, 37, 21,  
368/239-242, 223, 228, 232, 80, 110, 113;  
224/164, 168, 175; D11/3-5, 19

See application file for complete search history.

(56) **References Cited**

**U.S. PATENT DOCUMENTS**

D301,840 S	*	6/1989	Houlihan	.....	D10/30
D302,391 S	*	7/1989	Houlihan	.....	D10/32
D317,872 S	*	7/1991	Dobashi	.....	D10/32
D328,871 S	*	8/1992	Houlihan	.....	D10/32
D339,750 S	*	9/1993	Nakai	.....	D10/38

D349,061 S	*	7/1994	Morishima	.....	D10/38
D376,986 S	*	12/1996	Uzawa et al.	.....	D10/38
5,583,830 A	*	12/1996	Okuyama	.....	368/11
D434,675 S	*	12/2000	Ando et al.	.....	D10/31
6,233,203 B1	*	5/2001	Kawata	.....	368/10
D454,078 S	*	3/2002	Koo	.....	D10/32
D454,505 S	*	3/2002	Sato	.....	D10/32
D459,664 S	*	7/2002	Koo	.....	D10/32
D503,115 S	*	3/2005	Goto et al.	.....	D10/32
D514,456 S	*	2/2006	Kojima	.....	D10/38
D515,945 S	*	2/2006	Goto et al.	.....	D10/32

\* cited by examiner

*Primary Examiner*—Lucy Lieberman

(74) *Attorney, Agent, or Firm*—Frishauf Holtz Goodman & Chick P.C.

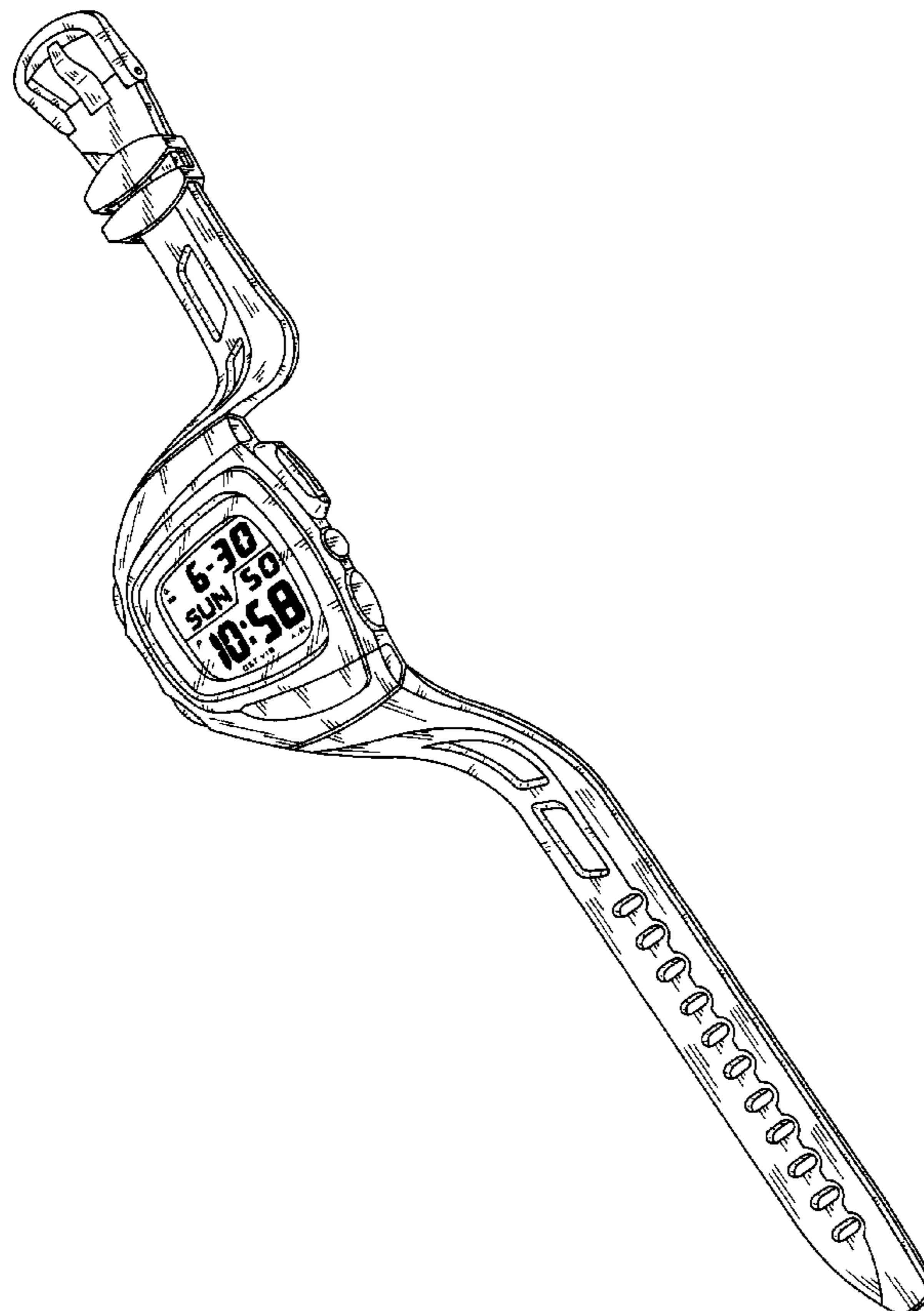
(57) **CLAIM**

The ornamental design for a wrist watch, as shown.

**DESCRIPTION**

FIG. 1 is an enlarged scale front, right side, bottom perspective view of a wrist watch showing our new design; FIG. 2 is a front elevational view thereof; FIG. 3 is a rear elevational view thereof; FIG. 4 is a left side view thereof; FIG. 5 is a right side view thereof; FIG. 6 is a top plan view thereof; and, FIG. 7 is a bottom plan view thereof.

**1 Claim, 6 Drawing Sheets**



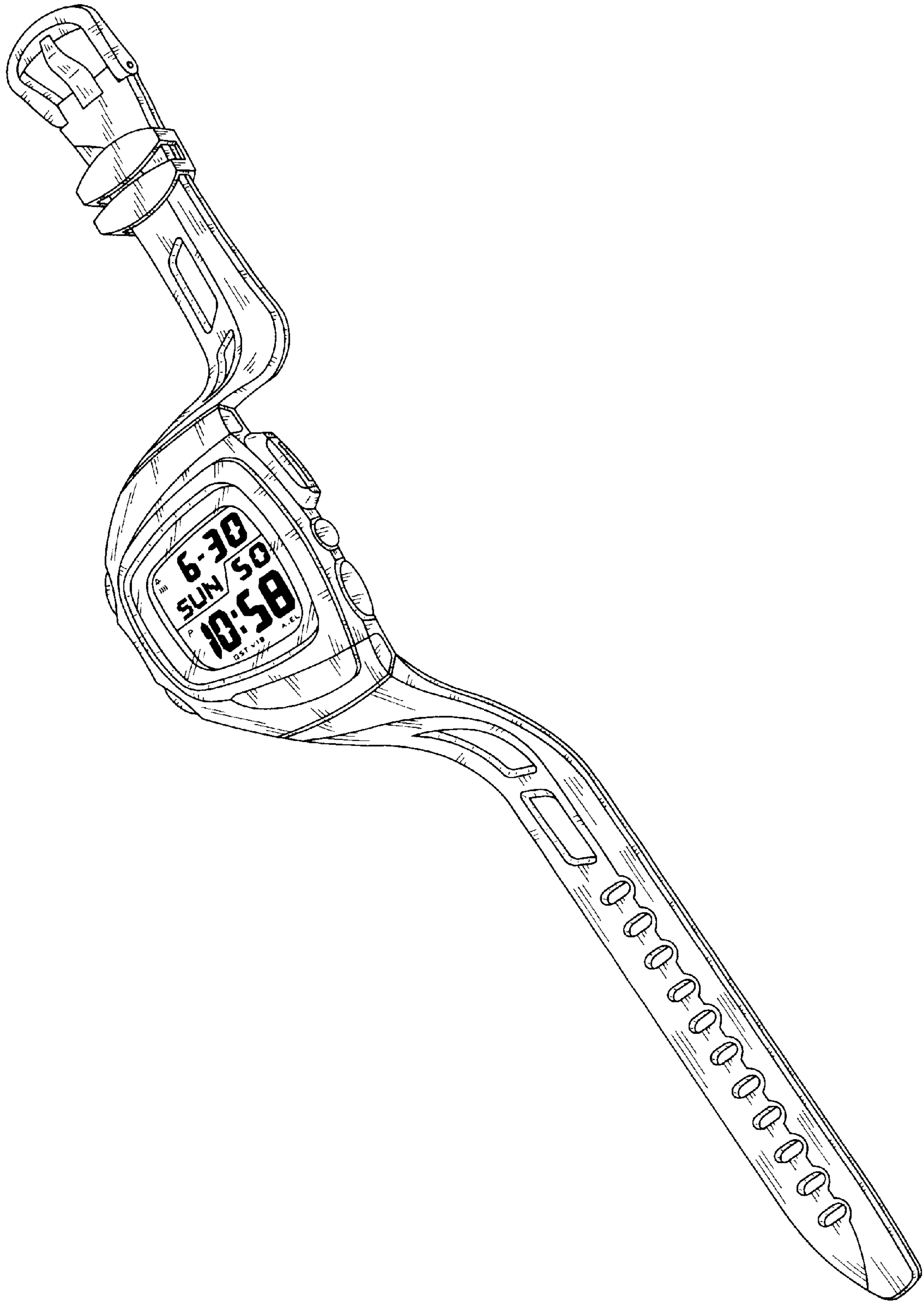


FIG. 1

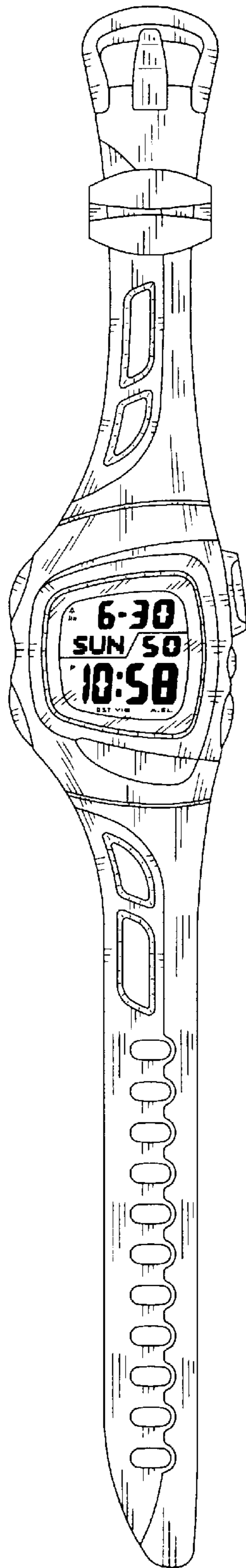


FIG. 2

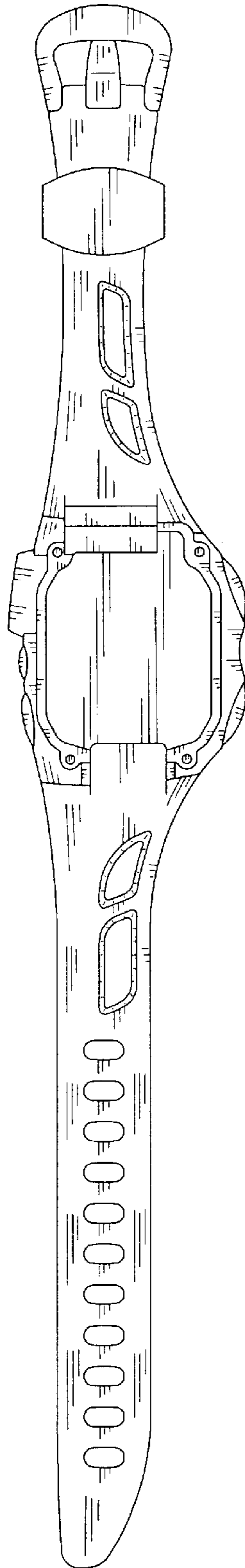


FIG. 3

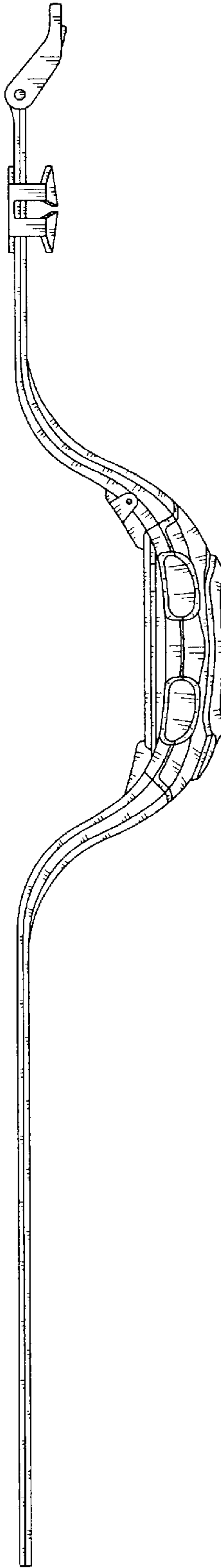


FIG. 4

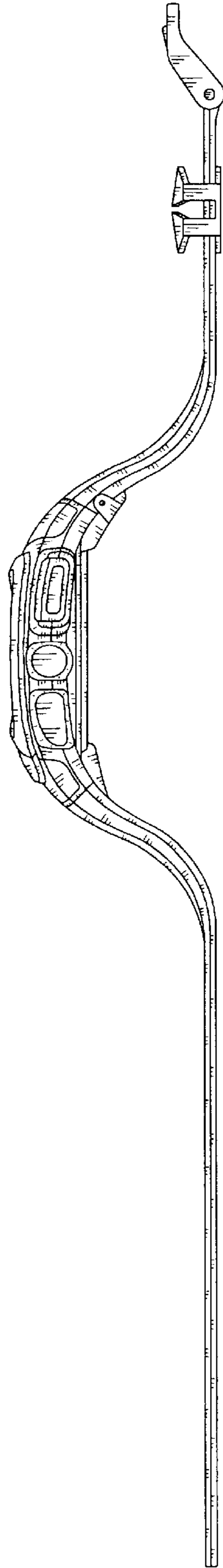
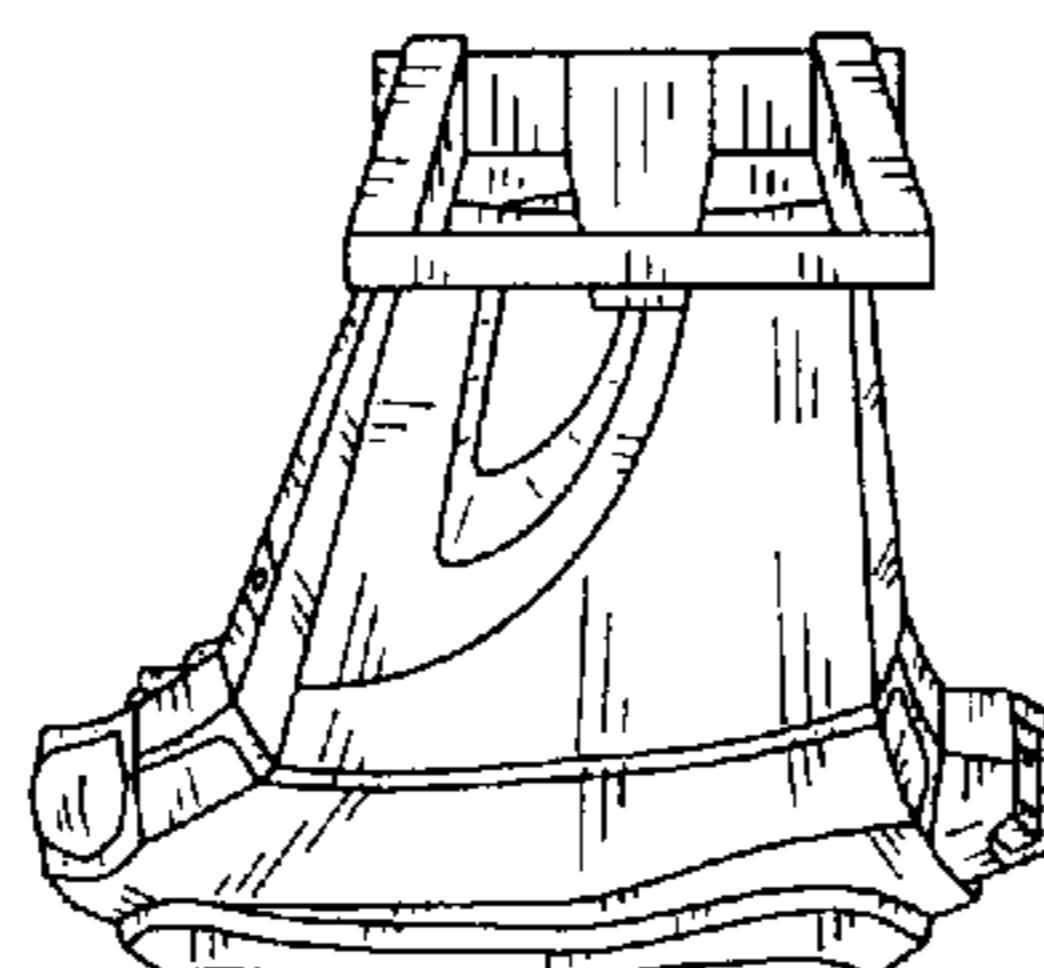
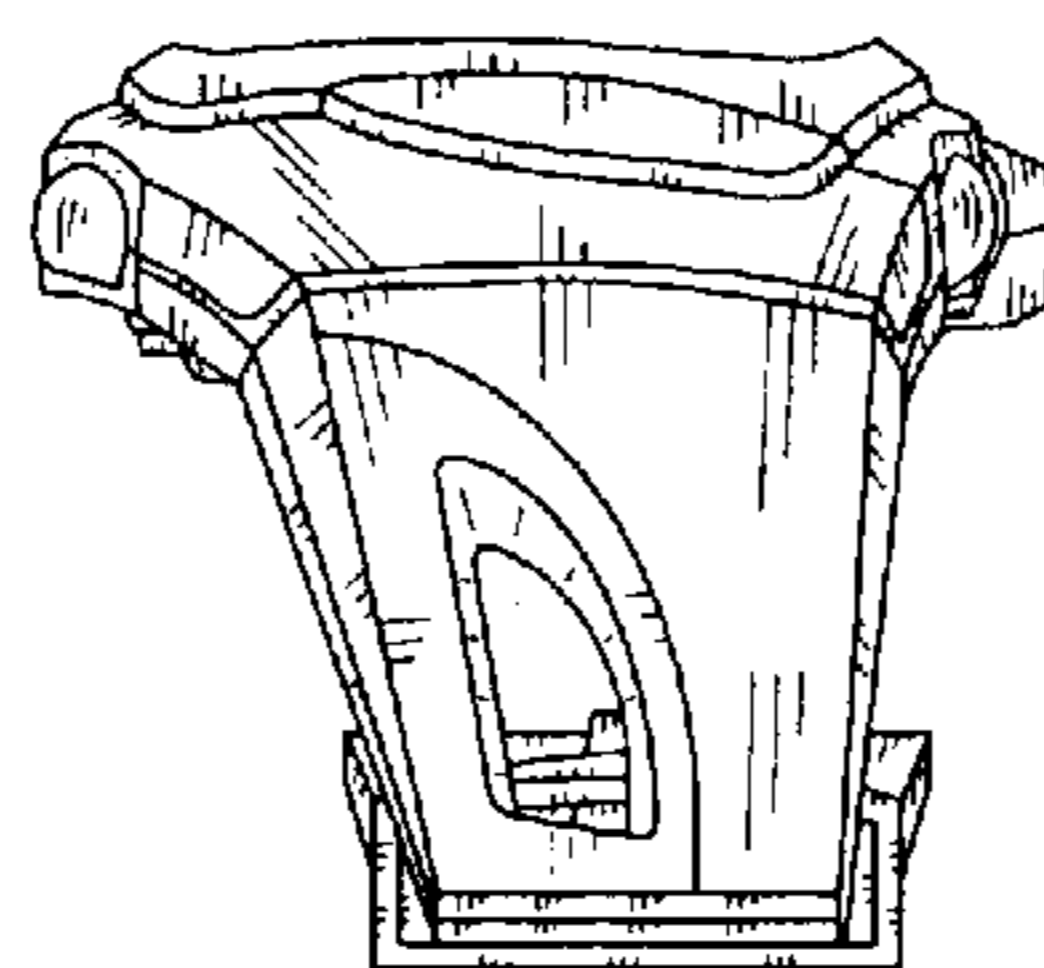


FIG. 5



**FIG. 6**



**FIG. 7**