

US00D527263S

(12) **United States Design Patent**  
**Scott**

(10) **Patent No.:** **US D527,263 S**

(45) **Date of Patent:** **\*\* Aug. 29, 2006**

(54) **BOTTLE**

(75) Inventor: **Matthew Scott**, New York, NY (US)

(73) Assignee: **Diageo North America, Inc.**, Norwalk, CT (US)

(\*\*) Term: **14 Years**

(21) Appl. No.: **29/216,100**

(22) Filed: **Oct. 29, 2004**

(51) **LOC (8) Cl.** ..... **09-01**

(52) **U.S. Cl.** ..... **D9/500**

(58) **Field of Classification Search** ..... D9/682,  
D9/686, 688-691, 693, 500, 502-505, 516,  
D9/529-530, 537-540, 544-545, 549, 552,  
D9/556, 558, 565, 572-574; 215/382-384,  
215/396, 398; 220/660, 669, 675; 222/210,  
222/212-213; D7/509-512

See application file for complete search history.

(56) **References Cited**

**U.S. PATENT DOCUMENTS**

D14,254 S	9/1883	Heinz
D18,997 S	4/1889	Underhill
D20,656 S	3/1891	Dawes
D24,333 S	5/1895	Dawes
D32,308 S	3/1900	Souders
D50,341 S	2/1917	Epstein
D74,459 S	2/1928	Suarez
D277,936 S	3/1985	Tobias
D295,146 S	4/1988	Carree
D306,260 S	2/1990	Daucourt
D316,813 S	5/1991	Cannon

D330,327 S	*	10/1992	Messer	.....	D9/500
D353,998 S	*	1/1995	Kotyuk, Jr.	.....	D9/503
D401,817 S	*	12/1998	Doret et al.	.....	D9/545 X
D414,427 S	*	9/1999	Maddy	.....	D9/558
D430,806 S		9/2000	Di Robilant	.....	D9/563
D434,985 S	*	12/2000	Colonna	.....	D9/516
D461,410 S	*	8/2002	Zutler	.....	D9/500
D463,734 S	*	10/2002	Gobe	.....	D9/691
D479,133 S		9/2003	Quintero	.....	D9/551
D491,066 S	*	6/2004	Le Goff	.....	D9/500
D503,619 S	*	4/2005	Jackson et al.	.....	D9/500
D508,856 S	*	8/2005	Boon et al.	.....	D9/545
D509,433 S	*	9/2005	Trayser et al.	.....	D9/501

**FOREIGN PATENT DOCUMENTS**

EM 000319397-0001 \* 3/2005

\* cited by examiner

*Primary Examiner*—Carol Rademaker

(74) *Attorney, Agent, or Firm*—Morgan, Lewis & Bockius LLP

(57) **CLAIM**

The ornamental design for a bottle, as shown and described.

**DESCRIPTION**

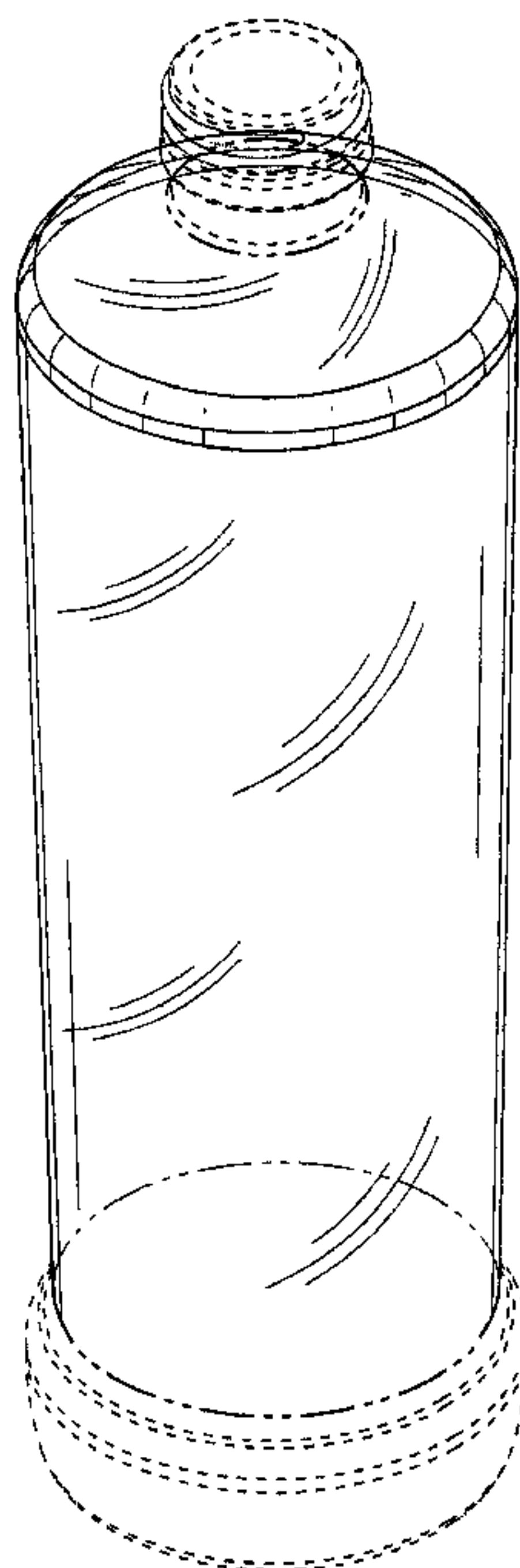
FIG. 1 is a perspective view of a bottle according to the new design;

FIG. 2 is a front elevation view thereof, the back, left side, and right side elevation views being identical; and,

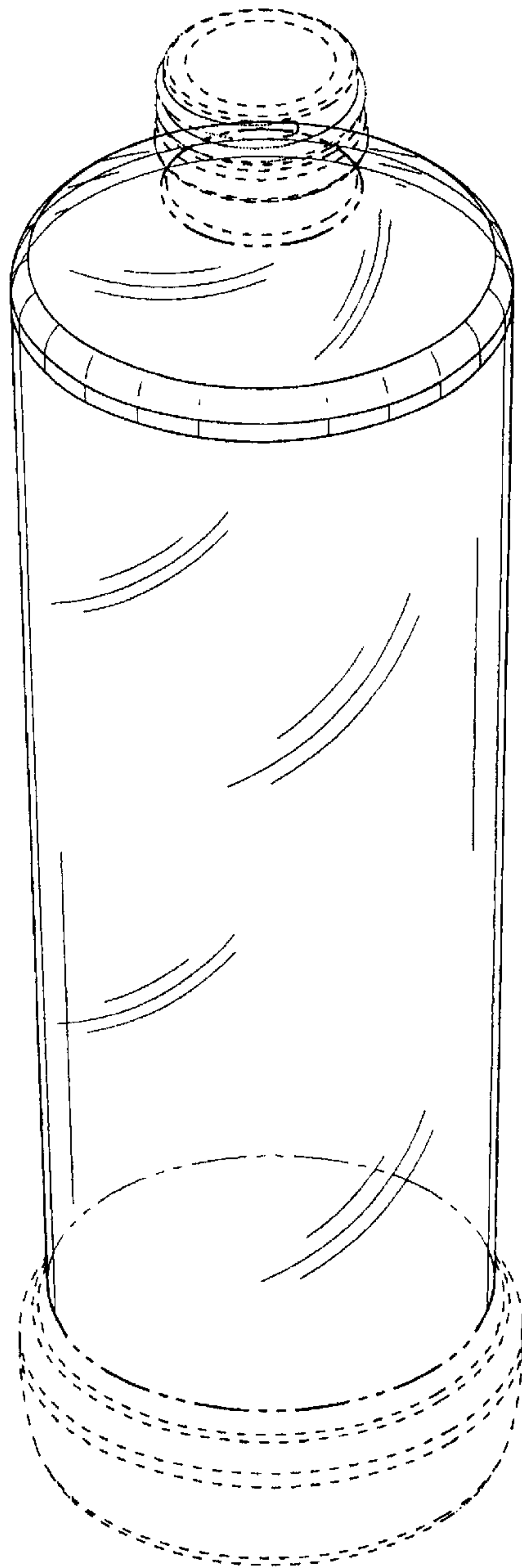
FIG. 3 is a top plan view thereof.

The broken lines shown in the drawings are for illustrative purposes only and form no part of the claimed design.

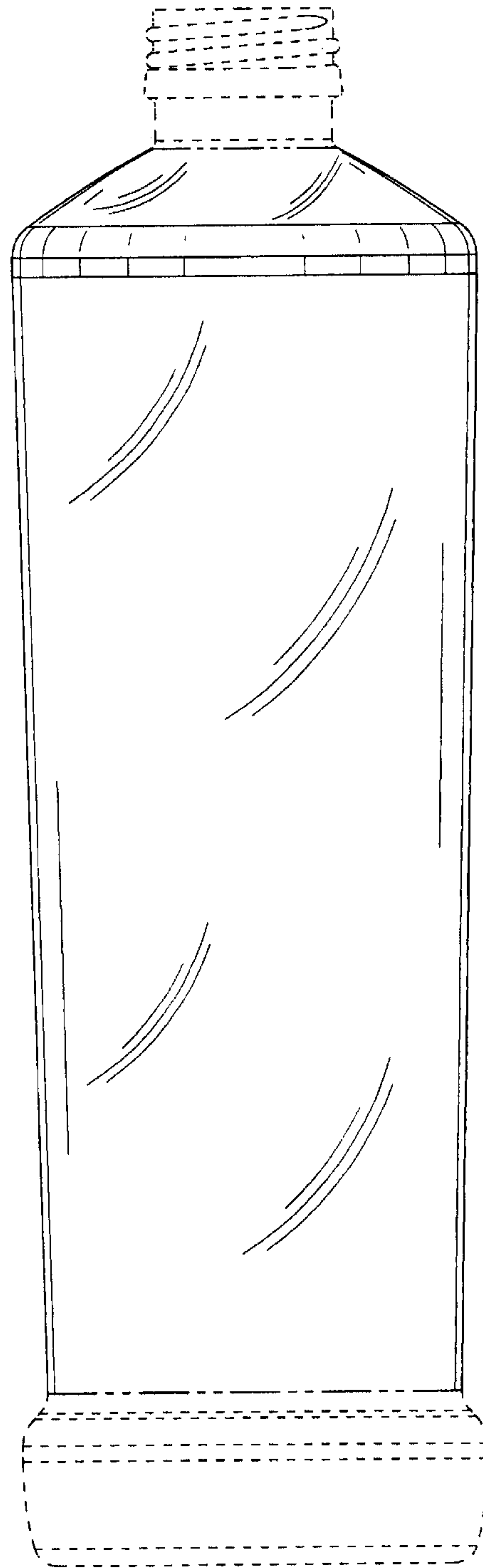
**1 Claim, 2 Drawing Sheets**



**FIG. 1**



**FIG. 2**



**FIG. 3**

