

US00D527259S

(12) **United States Design Patent**
Gross et al.

(10) **Patent No.: US D527,259 S**

(45) **Date of Patent: ** *Aug. 29, 2006**

(54) **COMBINED CONTAINER LID AND CONTAINER COVER**

(75) Inventors: **Robert Michael Gross**, Midland, MI (US); **Jason Matthew Osentoski**, Gladwin, MI (US); **Daniel Aaron Maciag**, Midland, MI (US); **Glenn Josef White**, Louisville, KY (US); **Susan Elizabeth Thomas**, Louisville, KY (US)

(73) Assignees: **Huhtamaki Company Manufacturing**, Desoto, KS (US); **KFC Corporation**, Louisville, KY (US)

(*) Notice: This patent is subject to a terminal disclaimer.

(**) Term: **14 Years**

(21) Appl. No.: **29/225,241**

(22) Filed: **Mar. 14, 2005**

(51) **LOC (8) Cl.** **09-07**

(52) **U.S. Cl.** **D9/452**

(58) **Field of Classification Search** D9/429, D9/435, 442, 444, 447, 448, 450, 452-454; D8/DIG. 2; D7/392.1; D23/250; D21/390; D19/43; D12/197; 220/288; 215/316, 328, 215/382-385, 353; 222/420

See application file for complete search history.

(56) **References Cited**

U.S. PATENT DOCUMENTS

D55,125 S * 5/1920 Hammer D9/453

1,981,414 A	*	11/1934	Hermani	D9/454
D100,387 S	*	7/1936	Perry	D9/453
D204,961 S	*	5/1966	Kossnar	D9/429
4,375,862 A	*	3/1983	Kurinsky et al.	D9/452
D301,690 S	*	6/1989	Mobberley	D9/452
D389,061 S	*	1/1998	Ebrahim et al.	D9/452
D469,693 S	*	2/2003	Weiss et al.	D9/452
D477,224 S	*	7/2003	Hussain	D9/453
D482,967 S	*	12/2003	Bourque et al.	D9/435
D485,181 S	*	1/2004	Yourist	D9/454

* cited by examiner

Primary Examiner—Robert M. Spear

Assistant Examiner—Susan Bennett-Hatttan

(74) *Attorney, Agent, or Firm*—Blackwell, Sanders, Peper Martin LLP

(57) **CLAIM**

The ornamental design for a combined container lid and container cover, as shown and described.

DESCRIPTION

FIG. 1 is a perspective view of the combined container lid and container cover embodying the design;

FIG. 2 is a top plan view thereof;

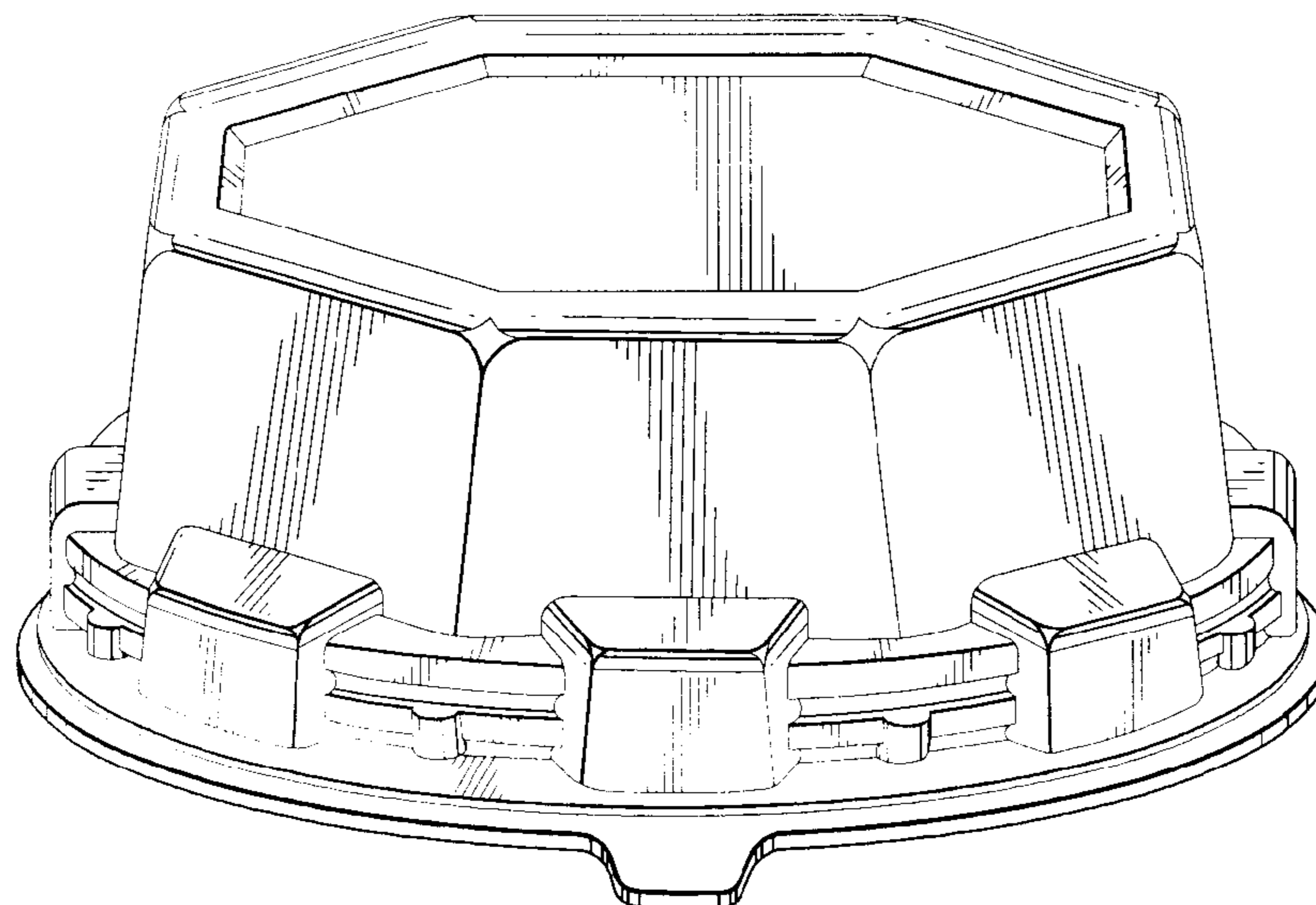
FIG. 3 is a front elevational view of the view shown in FIG. 2;

FIG. 4 is a left-side elevational view of the view shown in FIG. 2 with the right-side elevational view being a mirror image thereof; and,

FIG. 5 is a rear elevational view of the view shown in FIG. 2.

The broken lines are environmental only and form no part of the claimed design.

1 Claim, 2 Drawing Sheets



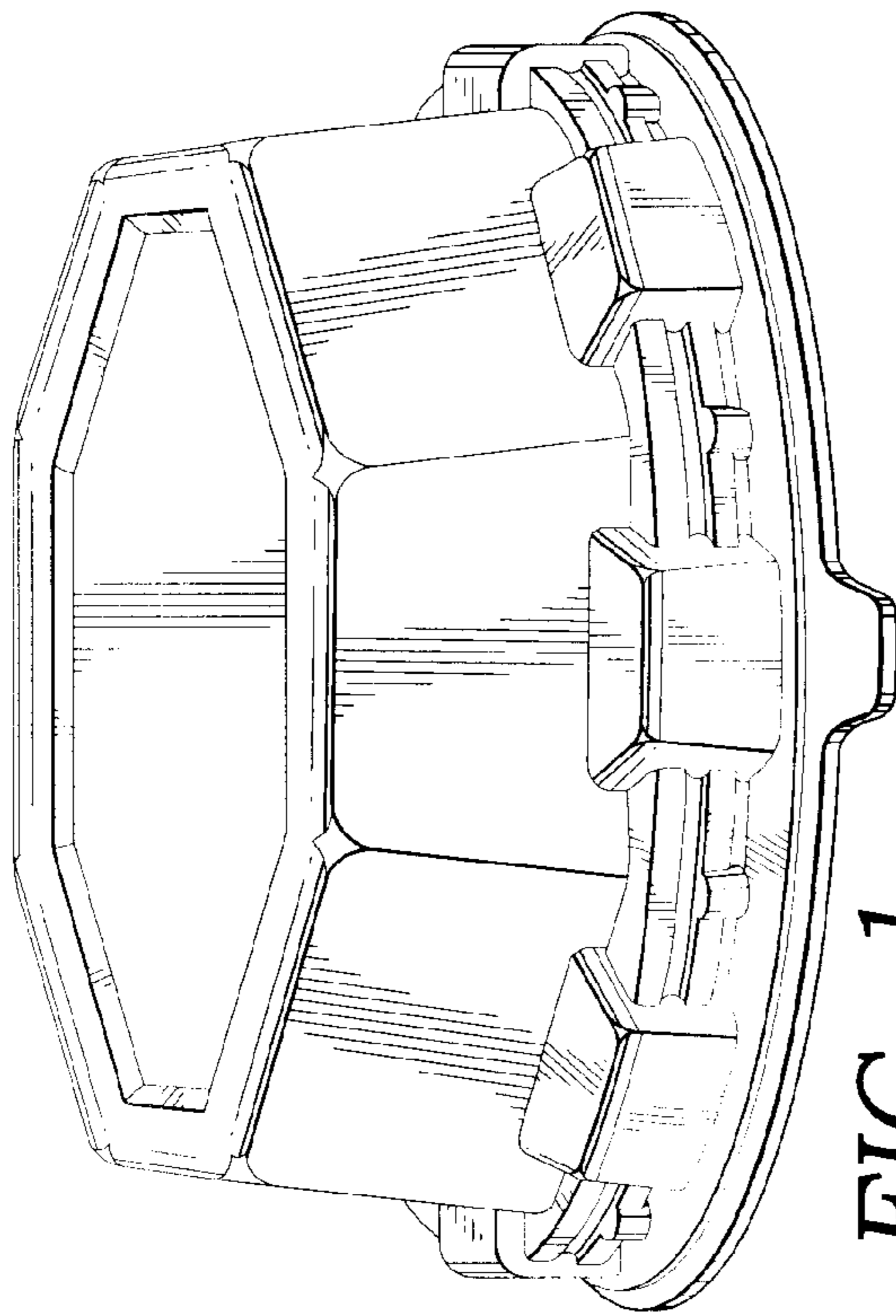


FIG. 1.

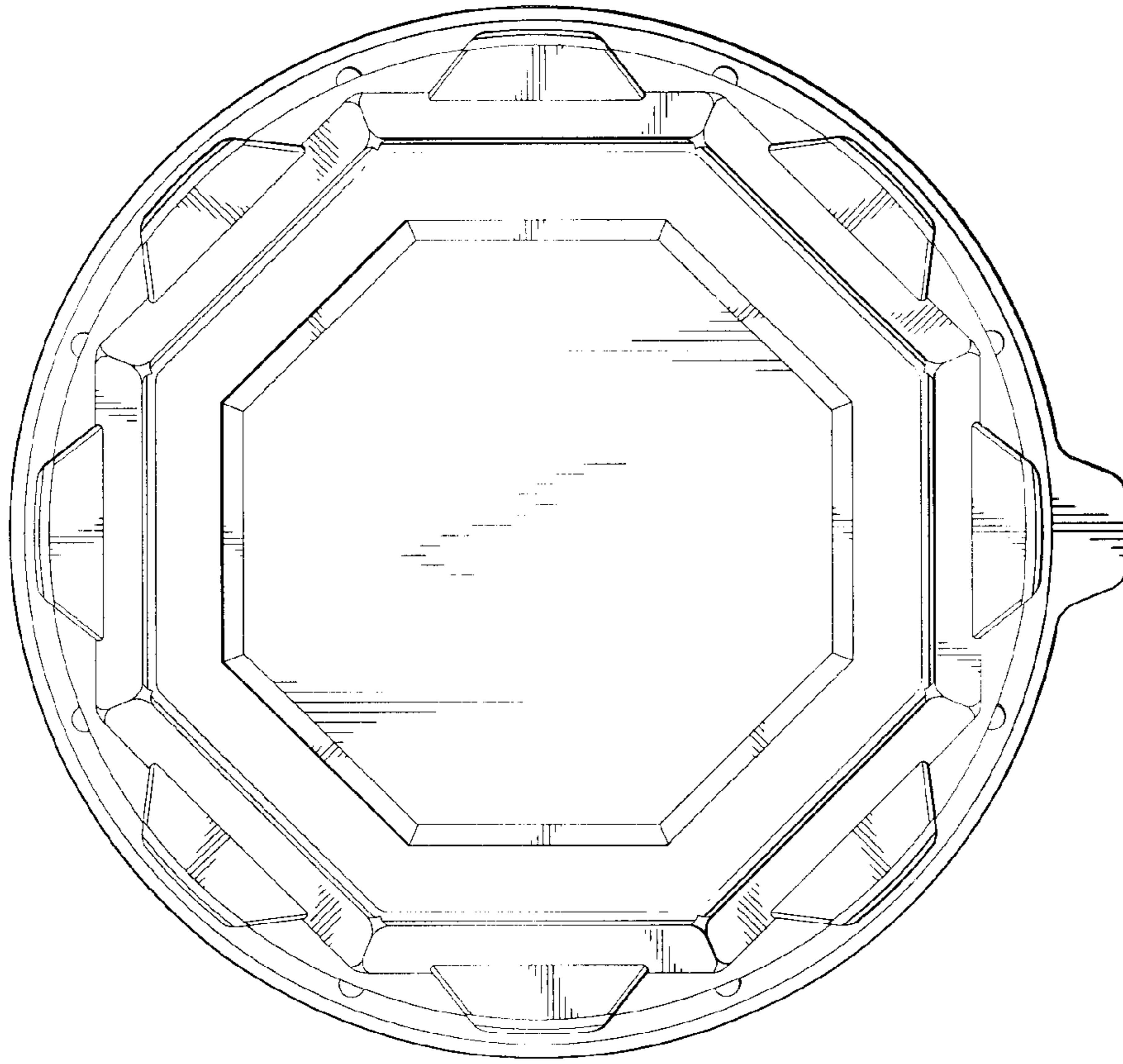


FIG. 2.

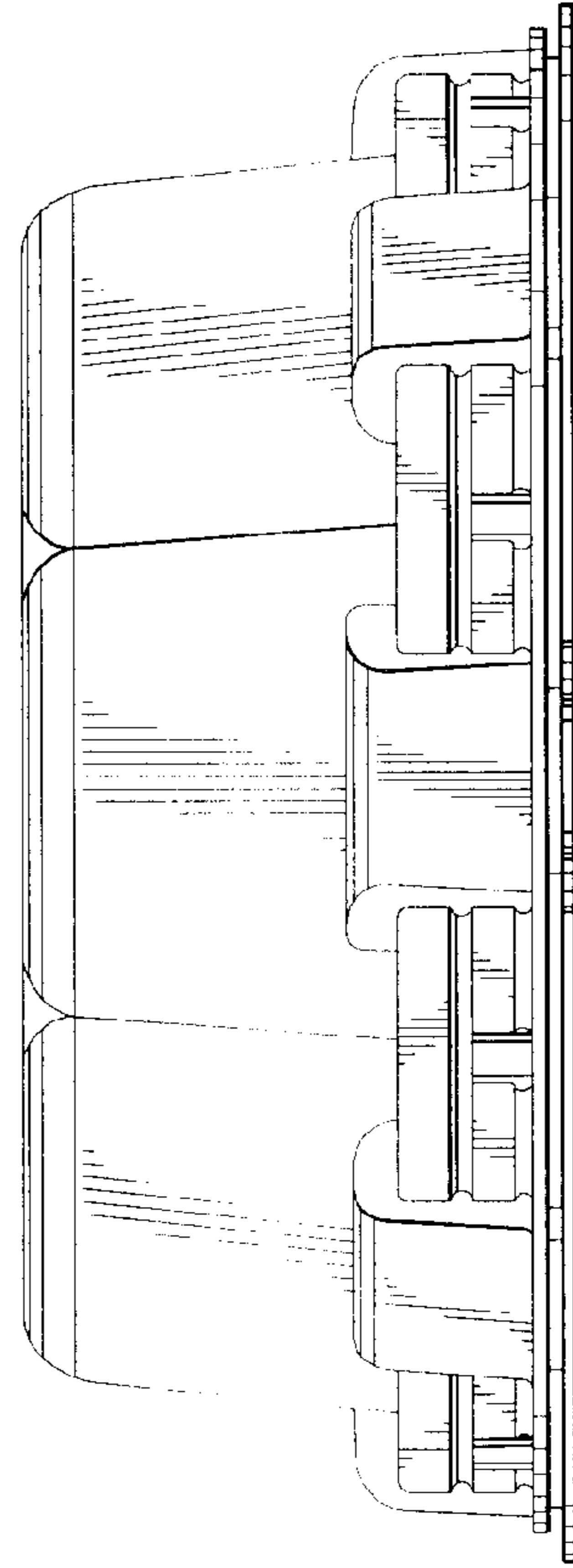


FIG. 3.

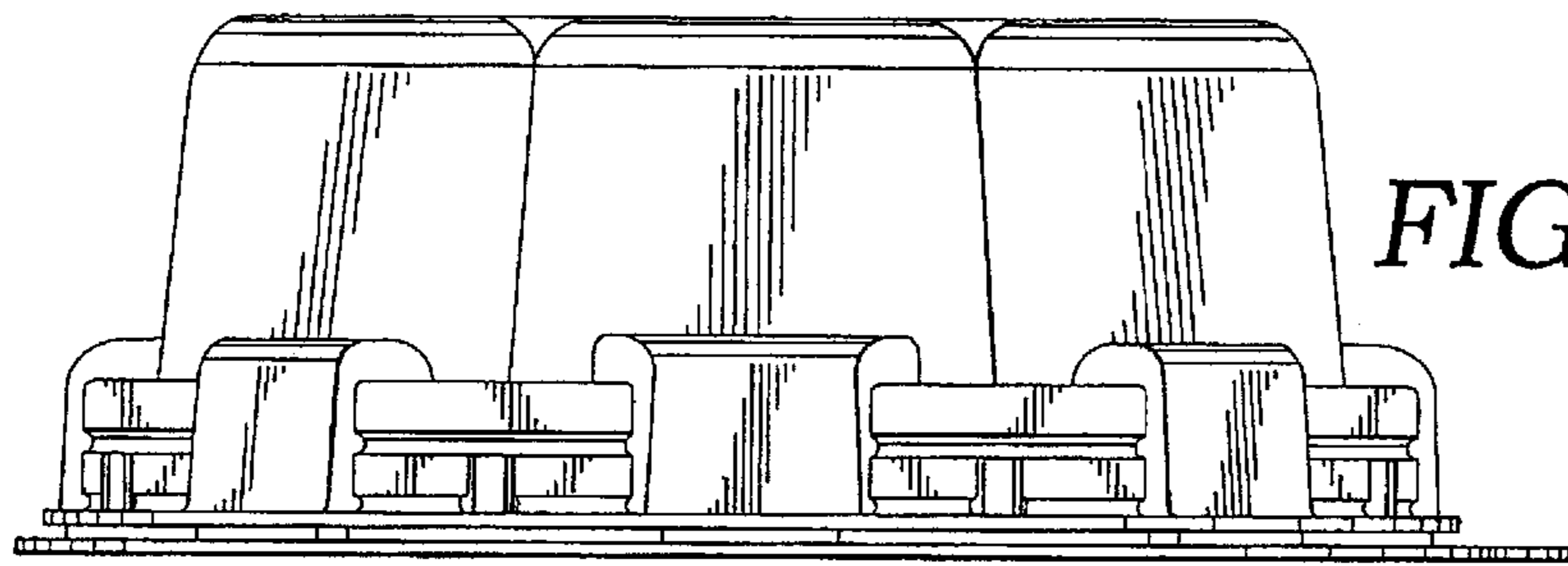


FIG. 4.

FIG. 5.

