



US00D527239S

(12) **United States Design Patent**  
**Baumgaertner**

(10) **Patent No.:** **US D527,239 S**

(45) **Date of Patent:** **\*\* Aug. 29, 2006**

(54) **STAPLE GUN**

(75) **Inventor:** **Klaus Baumgaertner**, Sindelfingen  
(DE)

(73) **Assignee:** **Robert Bosch GmbH**, Stuttgart (DE)

(\*\*) **Term:** **14 Years**

(21) **Appl. No.:** **29/237,798**

(22) **Filed:** **Sep. 7, 2005**

(30) **Foreign Application Priority Data**

Jul. 7, 2005 (DE) ..... 4 05 03 501

(51) **LOC (8) Cl.** ..... **08-05**

(52) **U.S. Cl.** ..... **D8/69**

(58) **Field of Classification Search** ..... D8/14.1,  
D8/61, 62, 63, 64, 65, 66, 67, 68, 69, 70;  
81/57.11, 429, 464, 465, 466, 469, 489; 173/13,  
173/104, 114, 168, 169, 170, 171, 178, 201,  
173/211, 213, 217; 408/20, 124, 125, 234,  
408/241 R; 451/358; 310/50; 227/8, 114,  
227/120, 130, 136, 142

See application file for complete search history.

(56) **References Cited**

**U.S. PATENT DOCUMENTS**

4,556,803 A \* 12/1985 Weigert ..... 310/50  
4,671,443 A \* 6/1987 Becht ..... 227/120  
D311,123 S \* 10/1990 Mercadante et al. .... D8/69  
D365,974 S \* 1/1996 Matuschek ..... D8/69  
D373,057 S \* 8/1996 Chen ..... D8/49  
D376,523 S \* 12/1996 Arai ..... D8/49

D416,775 S \* 11/1999 Hwang et al. .... D8/69  
D420,878 S \* 2/2000 Li ..... D8/69  
6,173,877 B1 \* 1/2001 Wingert ..... 227/120  
6,357,534 B1 \* 3/2002 Buetow et al. .... 173/217  
D467,151 S \* 12/2002 Ho ..... D8/69  
D468,611 S \* 1/2003 Liou ..... D8/69  
D500,655 S \* 1/2005 Leasure ..... D8/69  
6,886,729 B1 \* 5/2005 Lee ..... 227/8  
6,938,813 B1 \* 9/2005 Chen ..... 227/120  
6,968,605 B1 \* 11/2005 Zamora ..... 227/120  
2004/0211810 A1 \* 10/2004 Ho et al. .... 227/120  
2005/0173487 A1 \* 8/2005 Moeller et al. .... 227/130

**FOREIGN PATENT DOCUMENTS**

GB 2072211 S \* 8/1997

\* cited by examiner

*Primary Examiner*—T. Chase Nelson

(74) *Attorney, Agent, or Firm*—Michael J. Striker

(57) **CLAIM**

The ornamental design for a staple gun, as shown and described.

**DESCRIPTION**

FIG. 1 is a perspective view of a staple gun showing my new design;

FIG. 2 is a side view thereof;

FIG. 3 is a bottom view thereof;

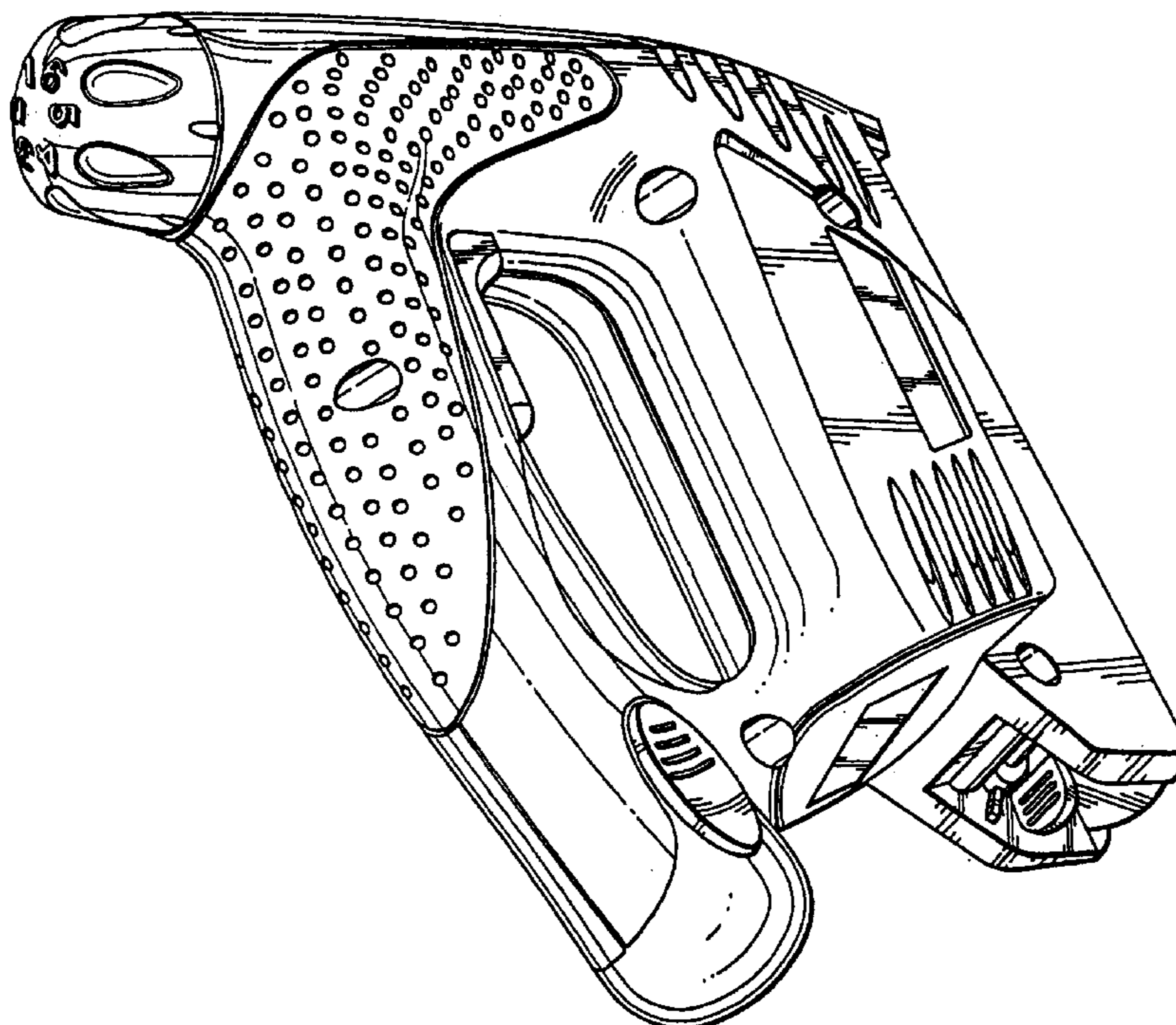
FIG. 4 is the opposite side view of FIG. 2 thereof;

FIG. 5 is a top view thereof;

FIG. 6 is a front view thereof; and,

FIG. 7 is a rear view thereof.

**1 Claim, 7 Drawing Sheets**



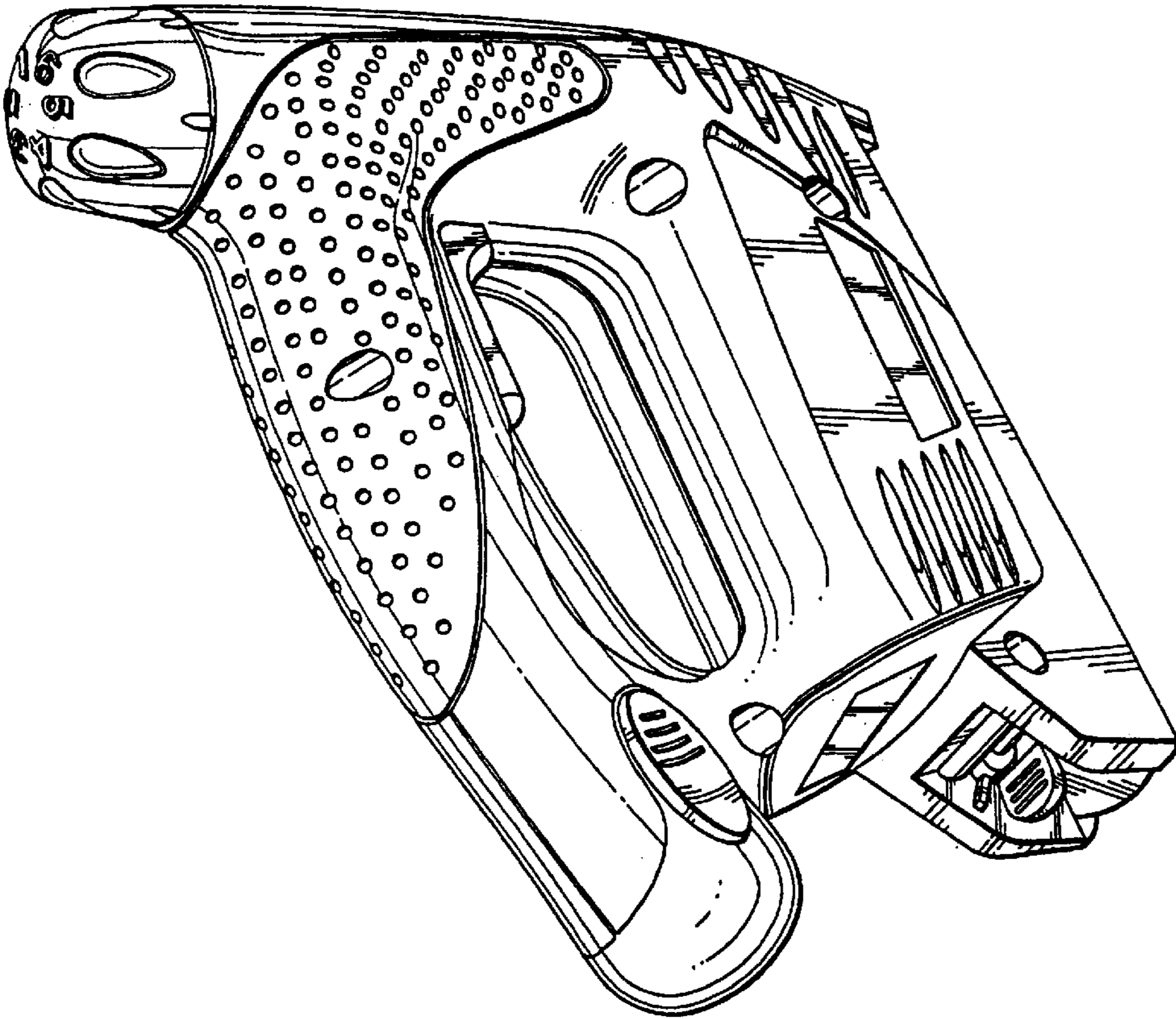


Fig. 1

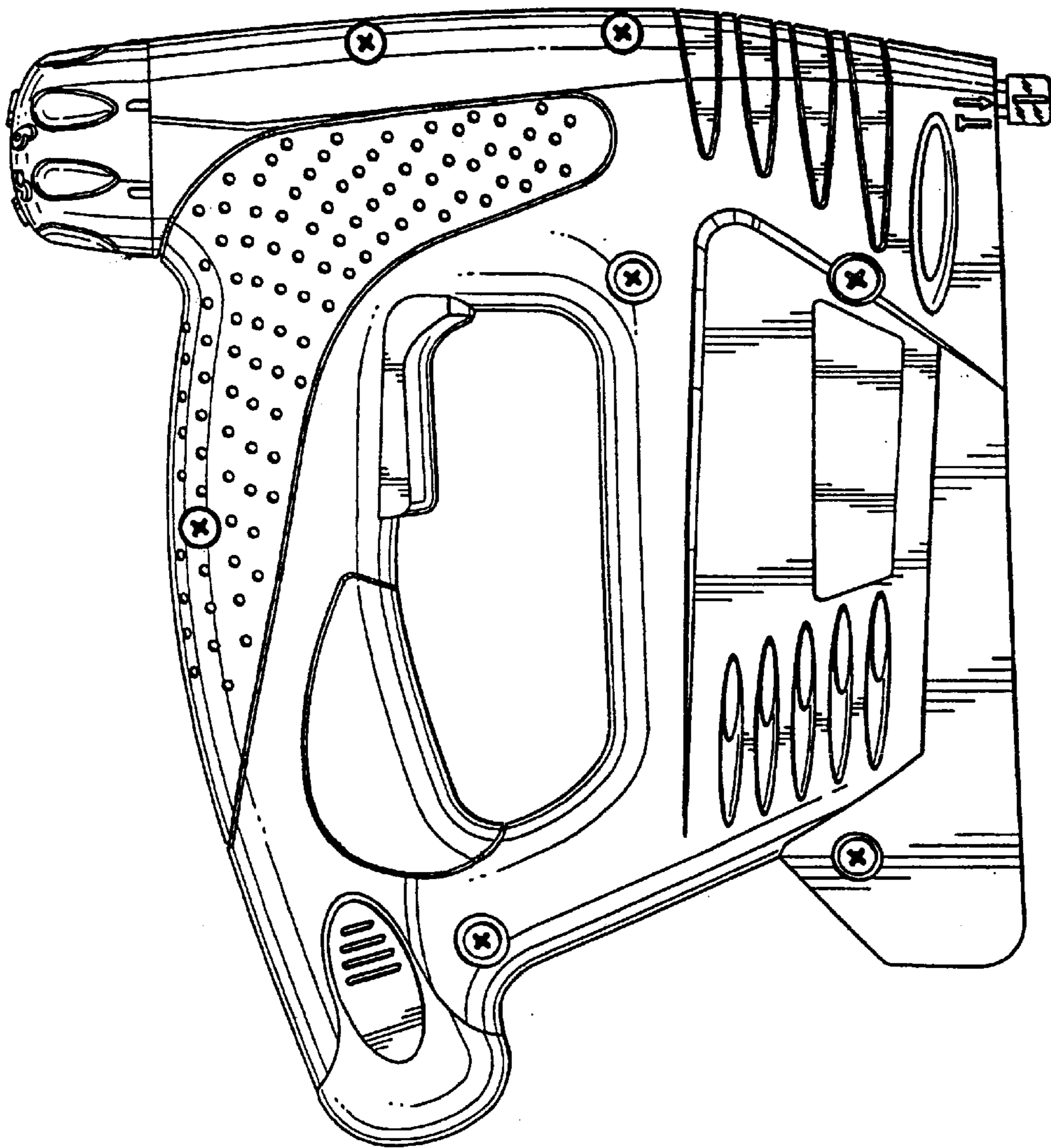


Fig. 2

Fig. 3

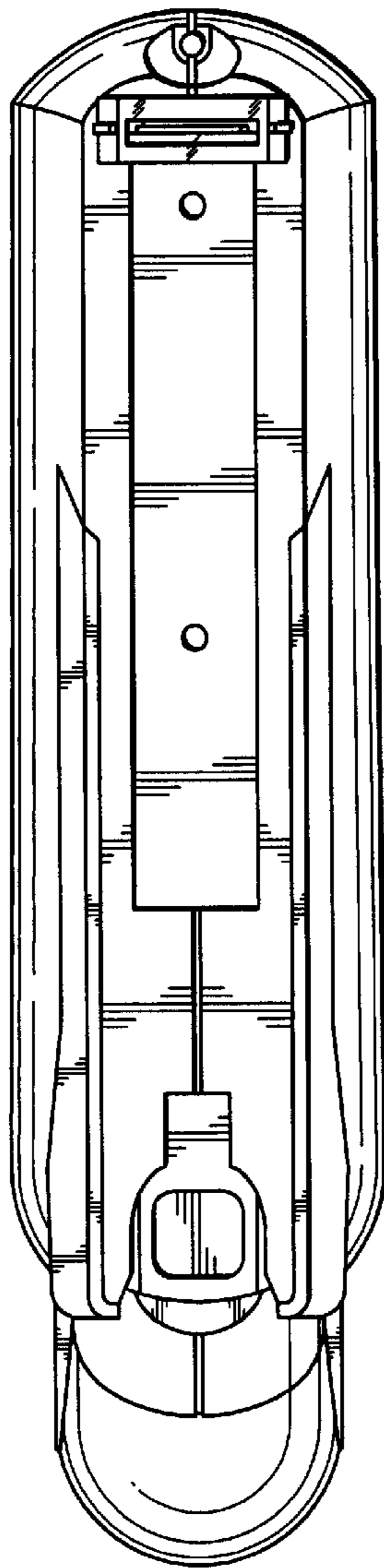


Fig. 4

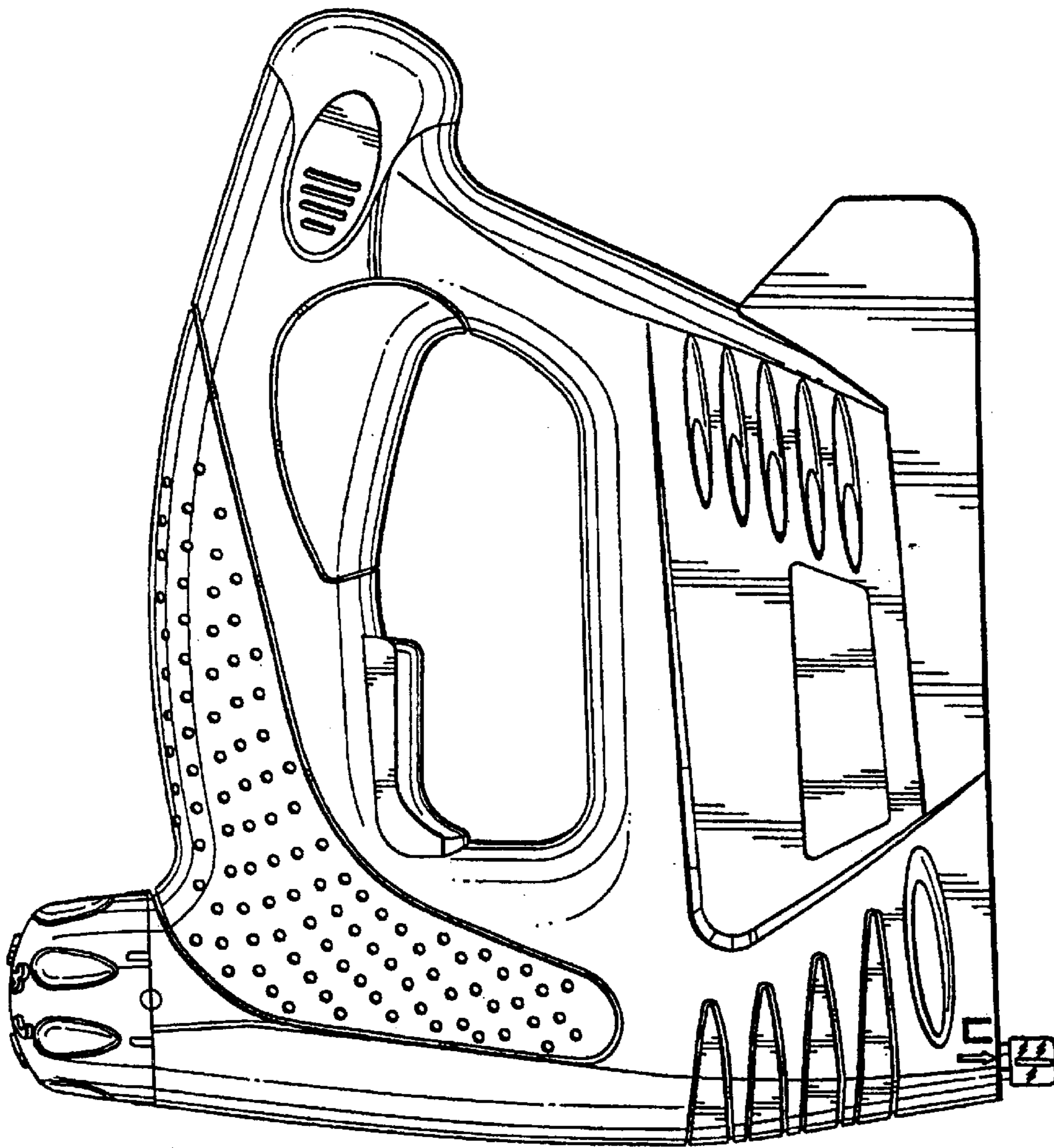
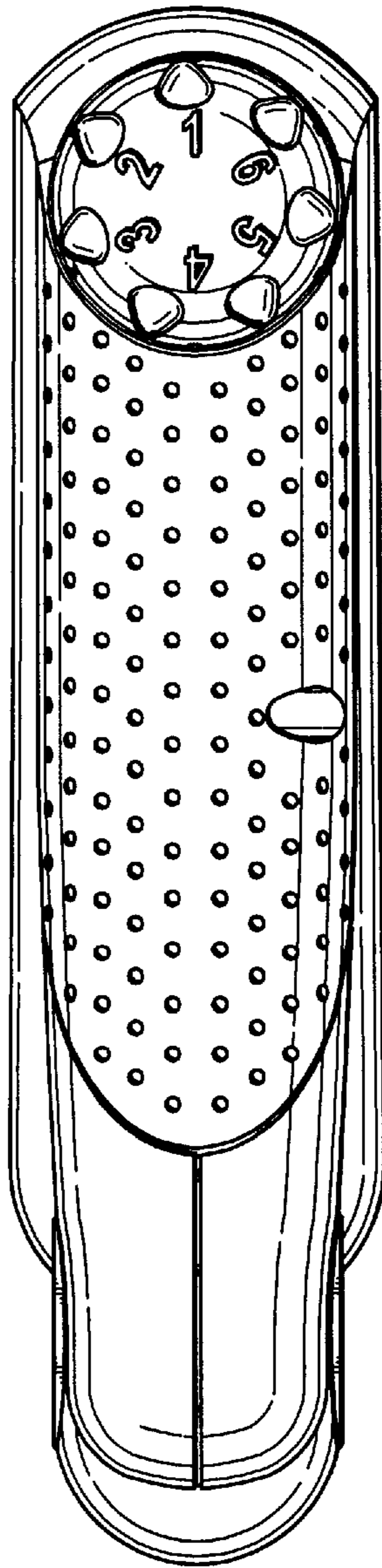
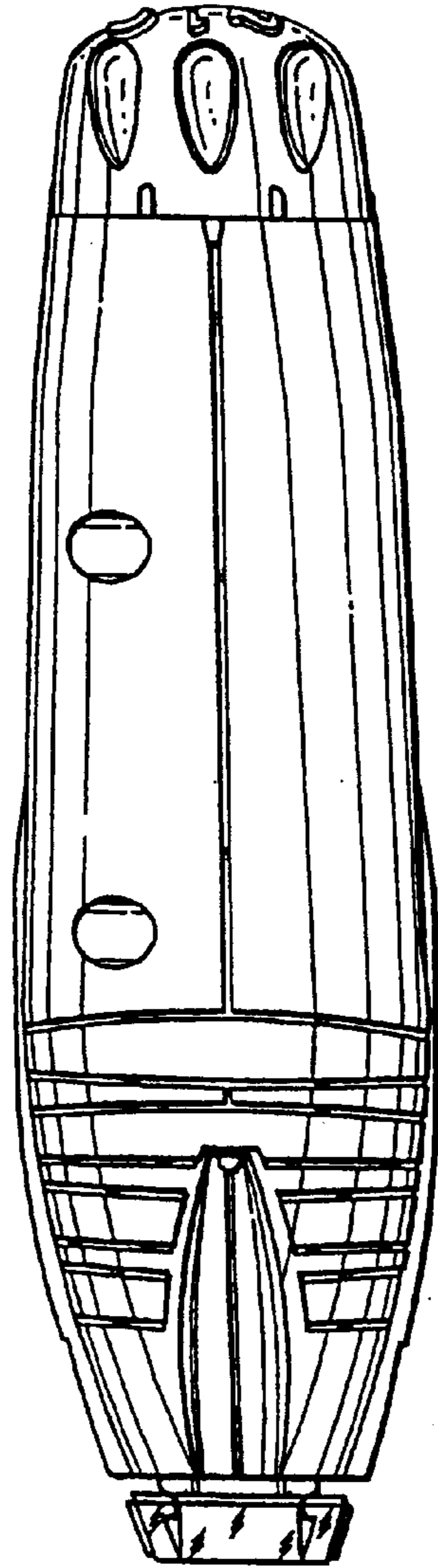
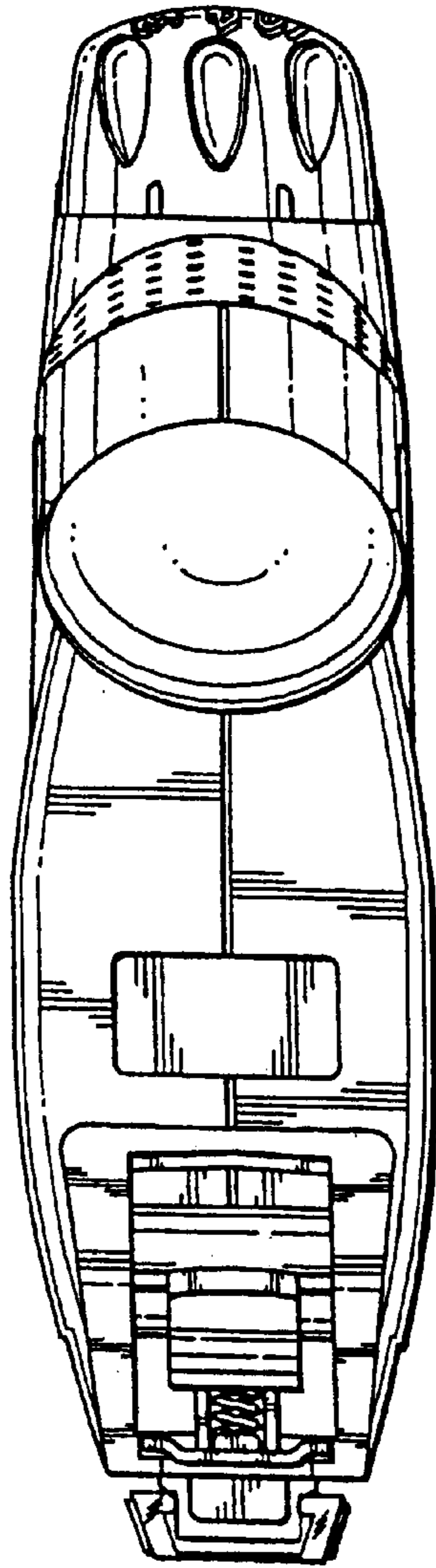


Fig. 5





**Fig. 6**



**Fig. 7**