



US00D527238S

(12) **United States Design Patent** (10) **Patent No.:** **US D527,238 S**
Nagasaka et al. (45) **Date of Patent:** **** Aug. 29, 2006**

(54) **PORTION OF A PORTABLE ELECTRIC DRIVER**

(75) Inventors: **Hidenori Nagasaka**, Anjo (JP);
Shinsuke Okuda, Anjo (JP)

(73) Assignee: **Makita Corporation**, Anjo (JP)

(**) Term: **14 Years**

(21) Appl. No.: **29/253,896**

(22) Filed: **Feb. 15, 2006**

Related U.S. Application Data

(62) Division of application No. 29/234,909, filed on Jul. 26, 2005.

(30) **Foreign Application Priority Data**

Jan. 31, 2005 (JP) 2005-2469
 Jan. 31, 2005 (JP) 2005-2470
 Jan. 31, 2005 (JP) 2005-2471

(51) **LOC (8) Cl.** **08-05**

(52) **U.S. Cl.** **D8/68**

(58) **Field of Classification Search** D8/14.1,
 D8/61, 62, 63, 64, 65, 66, 67, 68, 69, 70;
 81/57.11, 429, 464, 465, 466, 469, 489; 173/13,
 173/104, 114, 168, 169, 170, 171, 178, 201,
 173/211, 213, 217; 408/20, 124, 125, 234,
 408/241 R; 451/358; 310/50; 227/8, 114,
 227/120, 130, 136, 142

See application file for complete search history.

(56) **References Cited**

U.S. PATENT DOCUMENTS

D392,863 S 3/1998 Sugimoto et al.
 D424,902 S 5/2000 Gildersleeve et al.
 D437,761 S * 2/2001 Okumura et al. D8/68
 D458,101 S * 6/2002 Hartman et al. D8/61
 D477,205 S 7/2003 Sakai et al.
 D484,385 S 12/2003 Sakai et al.

D489,955 S 5/2004 Concari et al.
 6,729,415 B1 5/2004 Huang
 6,745,883 B1 * 6/2004 Eto et al. 173/178
 D493,344 S 7/2004 Watson
 D494,435 S 8/2004 Hayakawa et al.
 D499,624 S 12/2004 Concari et al.
 D499,945 S 12/2004 Sugawara et al.
 6,860,342 B1 3/2005 Wu et al.
 6,883,621 B1 4/2005 Lin
 D505,055 S * 5/2005 Nagasaka et al. D8/68
 D508,642 S * 8/2005 Kokawa et al. D8/68
 D514,910 S * 2/2006 Nagasaka et al. D8/68
 2002/0122707 A1 9/2002 Sakai et al.
 2003/0159843 A1 8/2003 Sakai et al.
 2005/0022638 A1 2/2005 Milbourne et al.
 2005/0121209 A1 6/2005 Shimizu et al.
 2005/0155778 A1 7/2005 Ishida et al.

FOREIGN PATENT DOCUMENTS

JP S 1158194 9/2002

* cited by examiner

Primary Examiner—T. Chase Nelson

(74) *Attorney, Agent, or Firm*—Oliff & Berridge, PLC

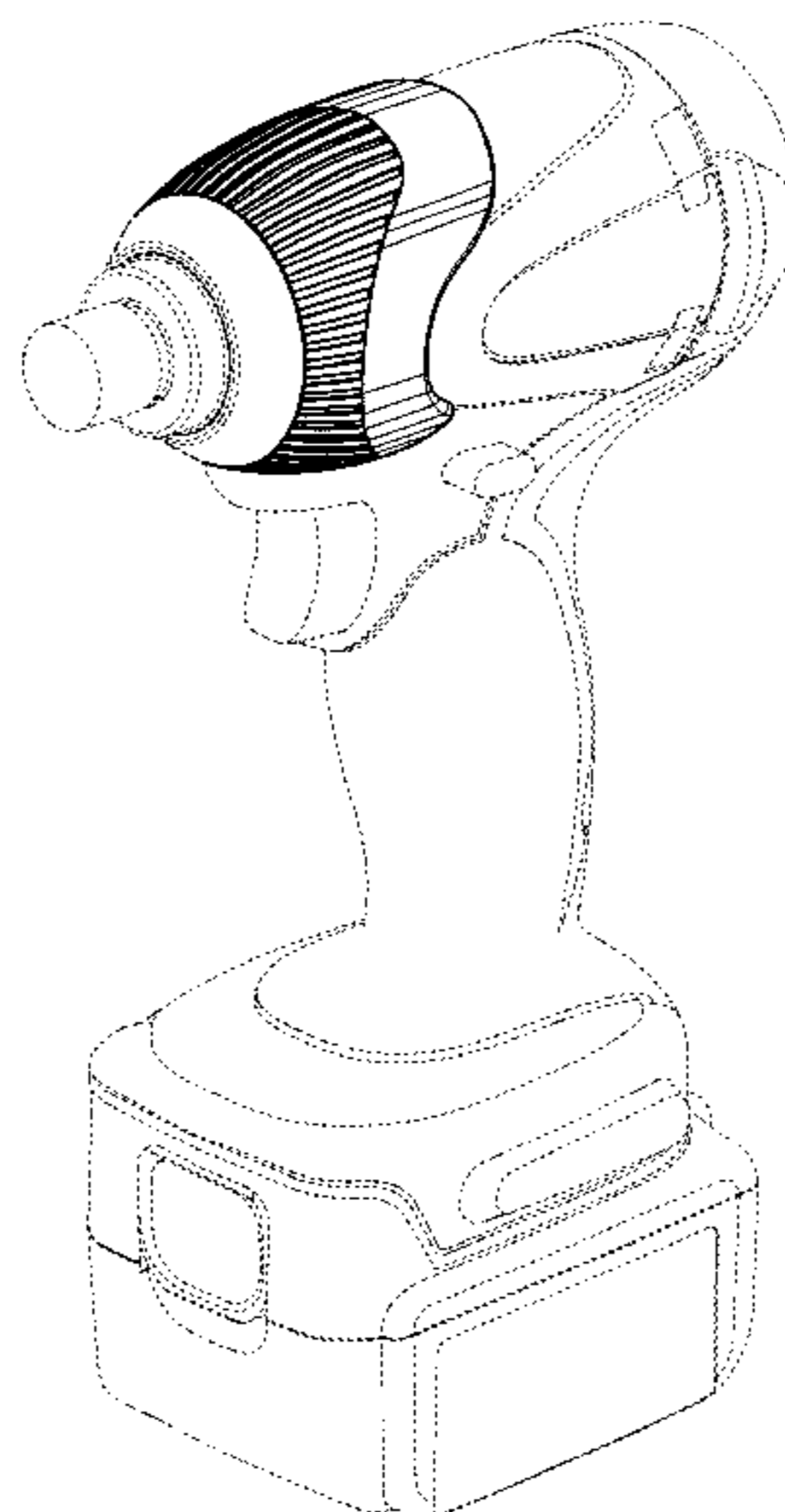
(57) **CLAIM**

The ornamental design for a portion of a portable electric driver, as shown and described.

DESCRIPTION

FIG. 1 is a front and left side perspective view of a portion of a portable electric driver showing our new design;
 FIG. 2 is a front and right side perspective view thereof;
 FIG. 3 is a front elevation view thereof;
 FIG. 4 is a rear elevation view thereof;
 FIG. 5 is a left side elevation view thereof;
 FIG. 6 is a right side elevation view thereof;
 FIG. 7 is a top plan view thereof; and,
 FIG. 8 is a bottom plan view thereof.
 The broken lines are for illustrative purposes only and form no part of the claimed design.

1 Claim, 6 Drawing Sheets



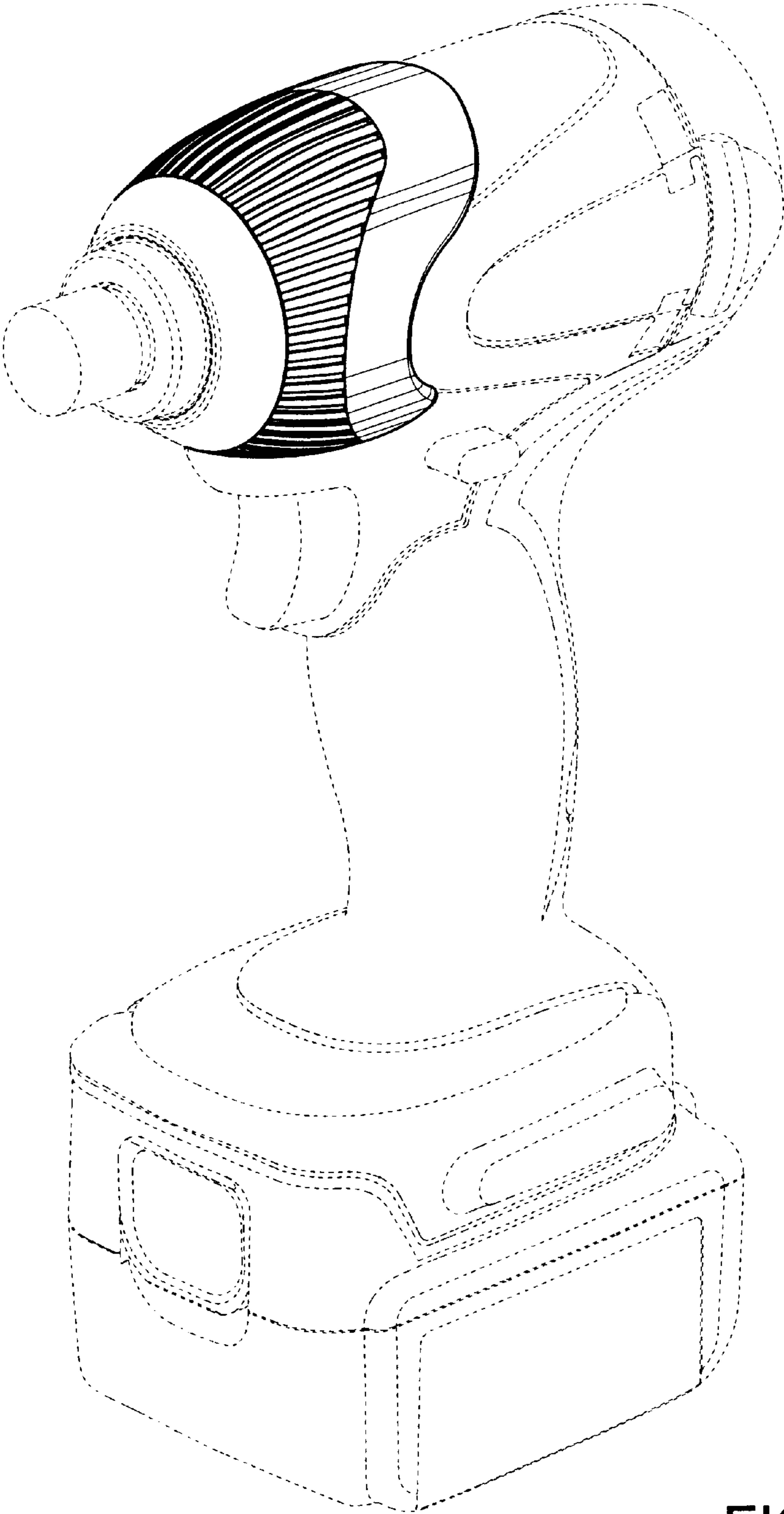


FIG.1

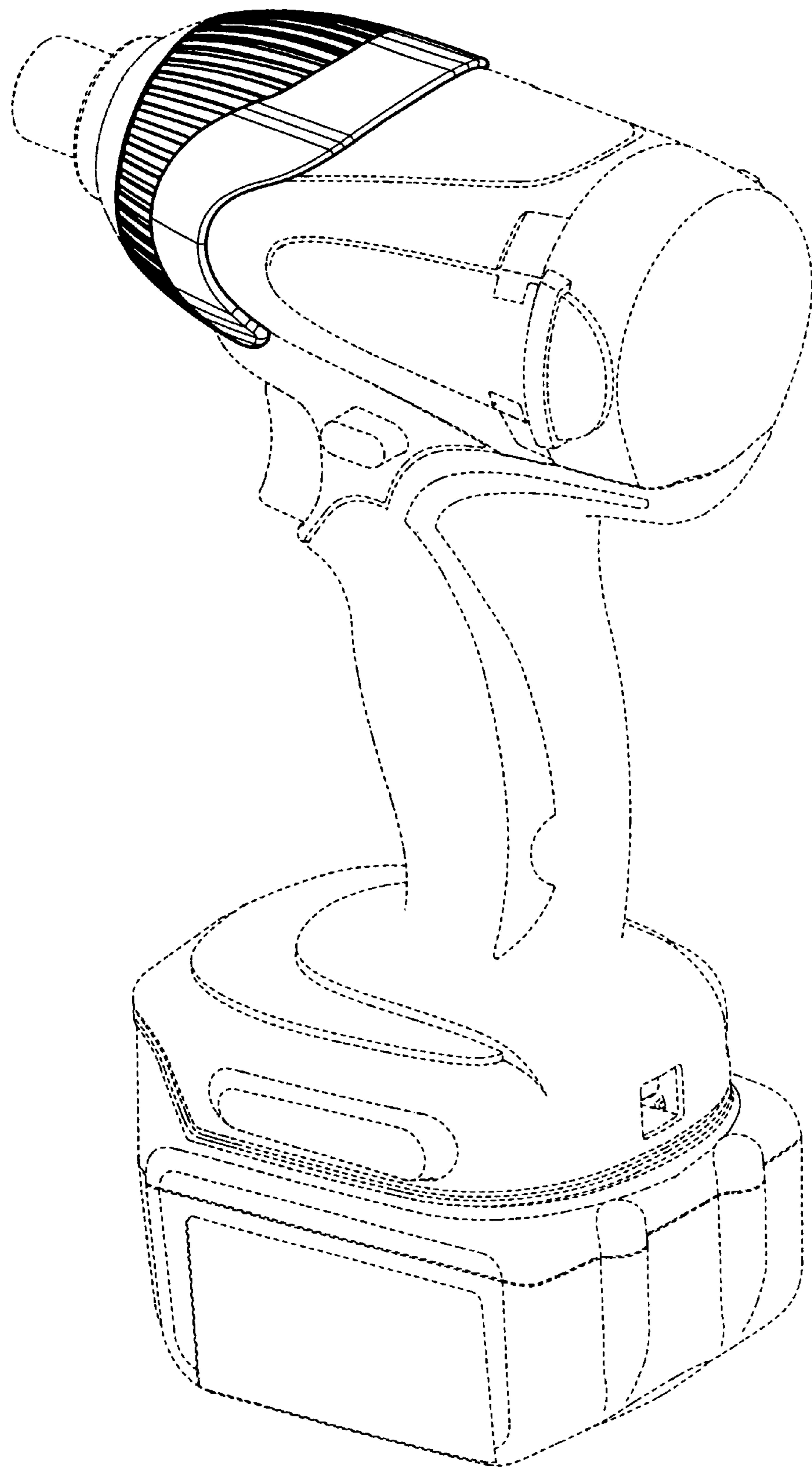


FIG. 2

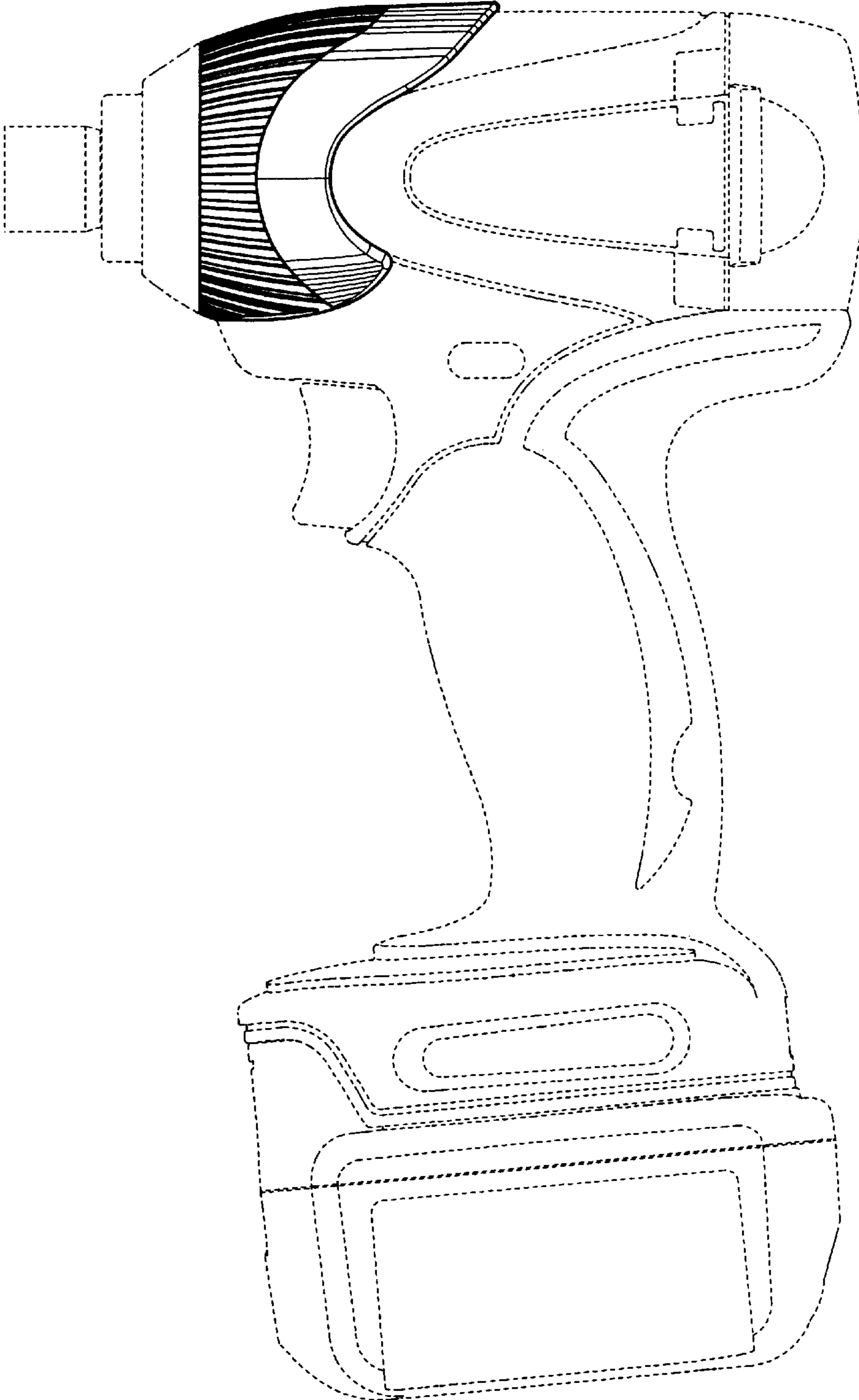


FIG. 3

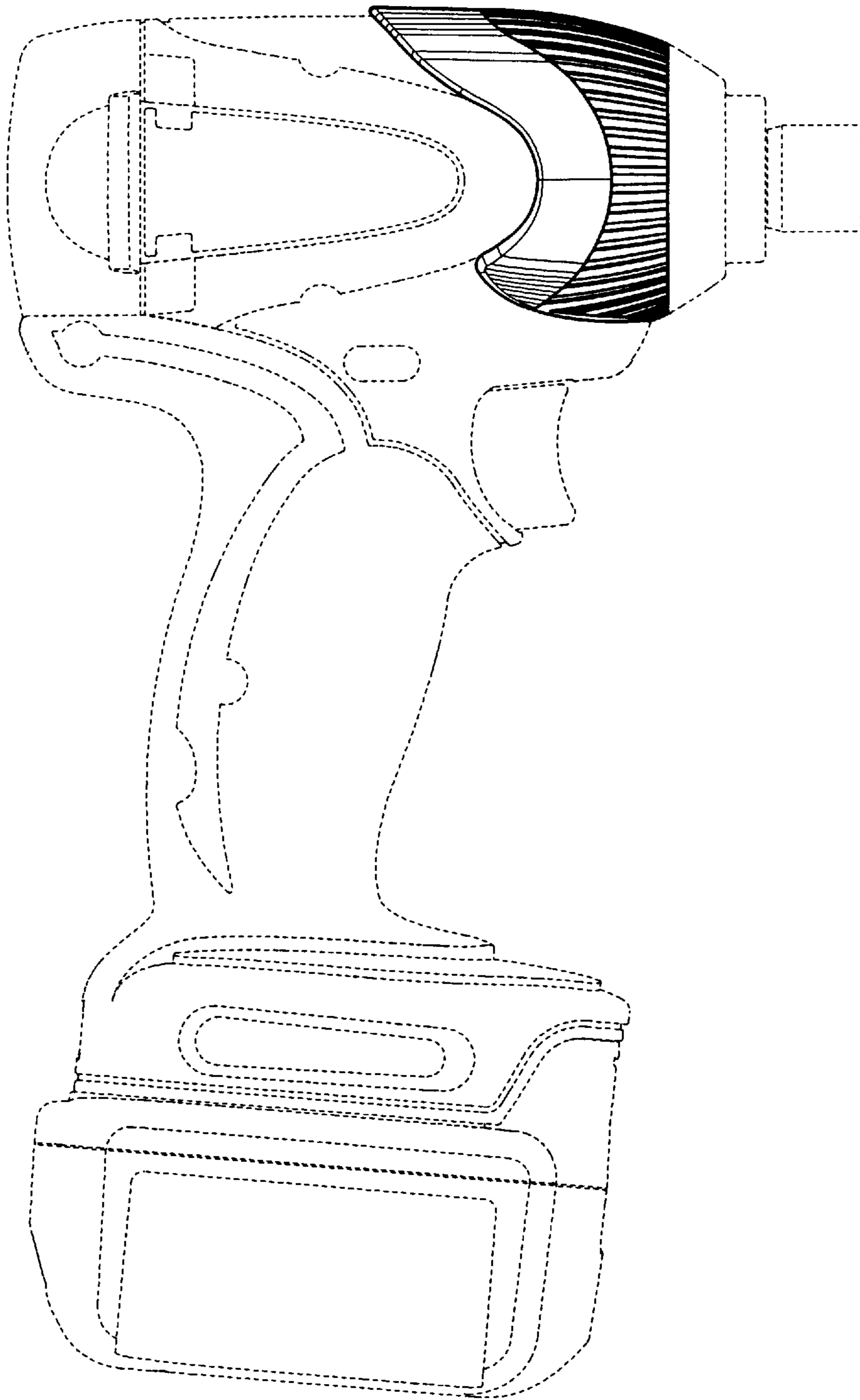


FIG. 4

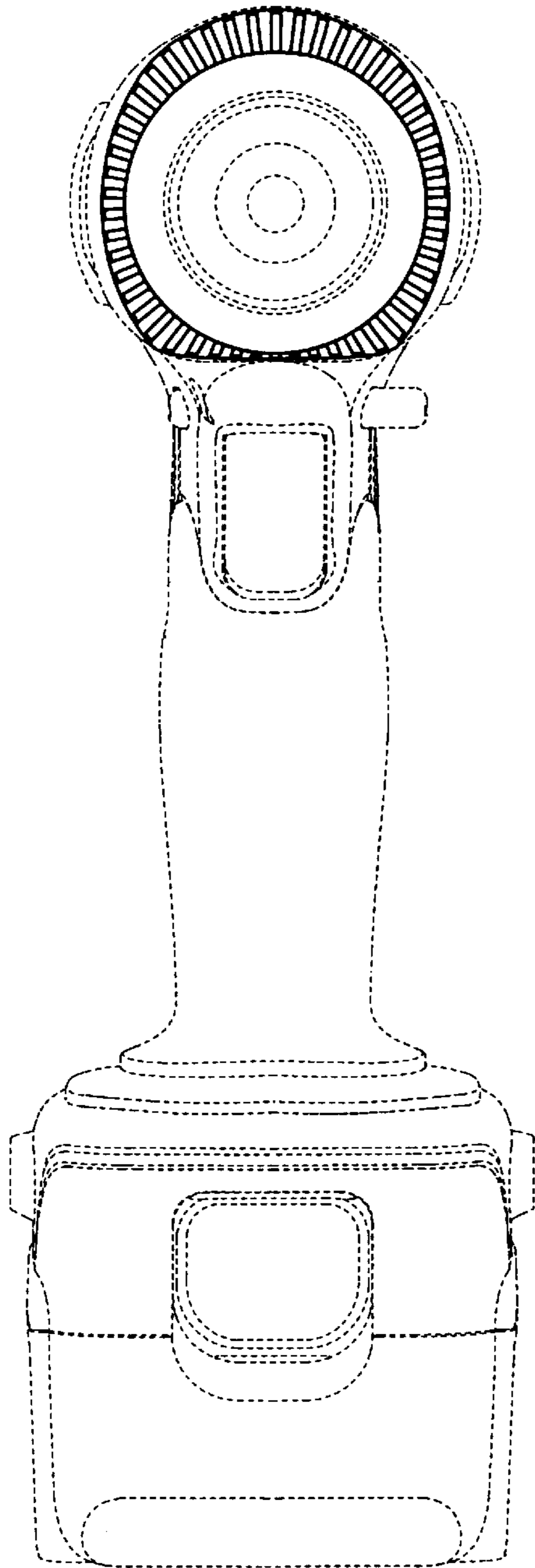


FIG. 5

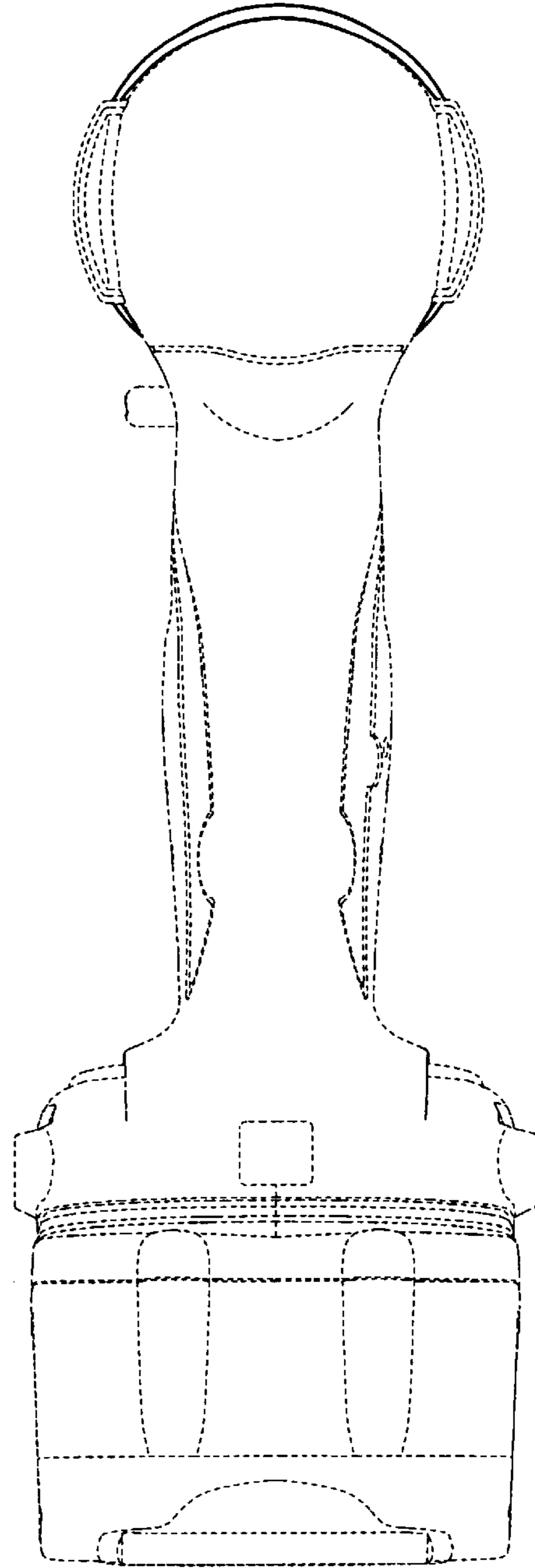


FIG. 6

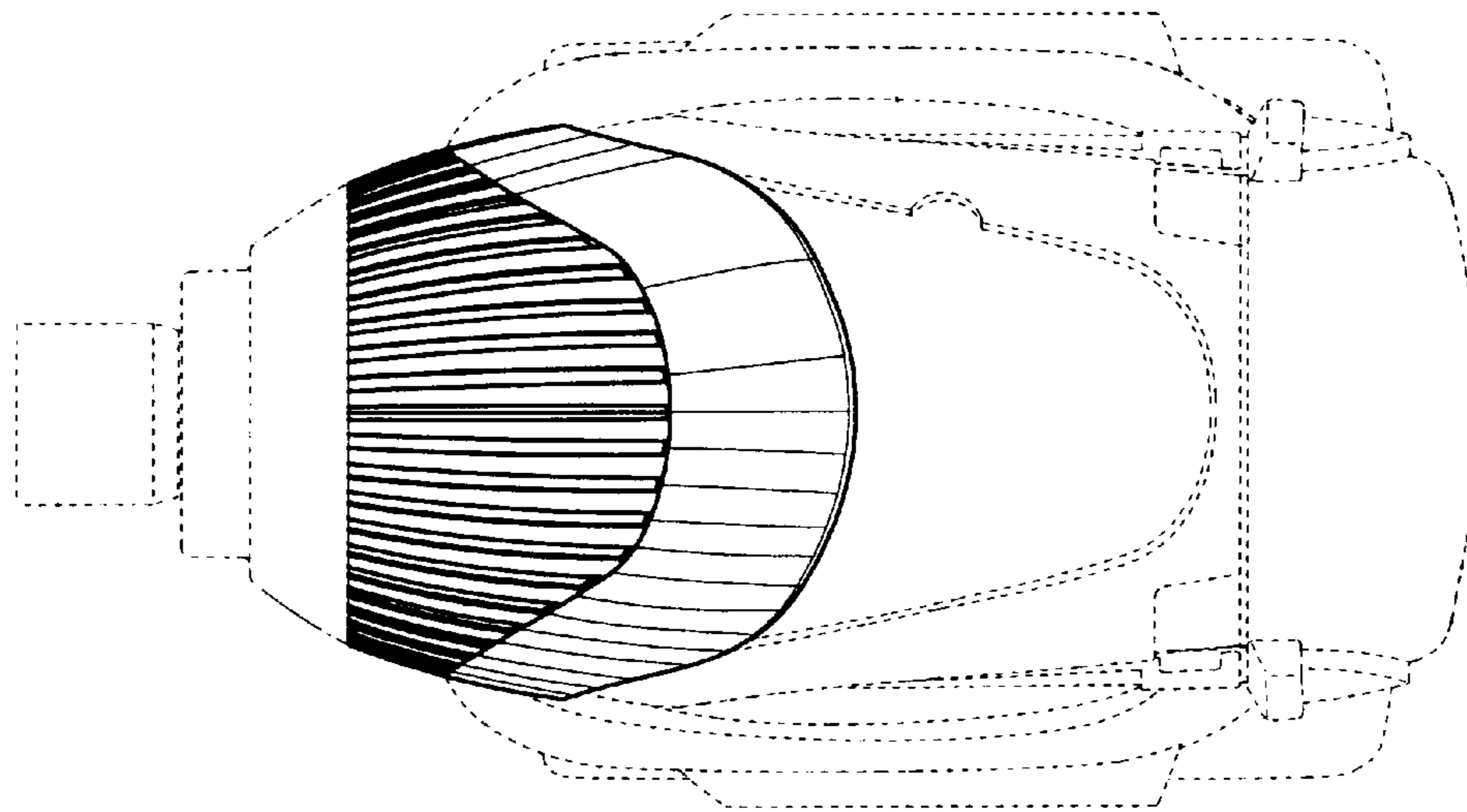


FIG. 7

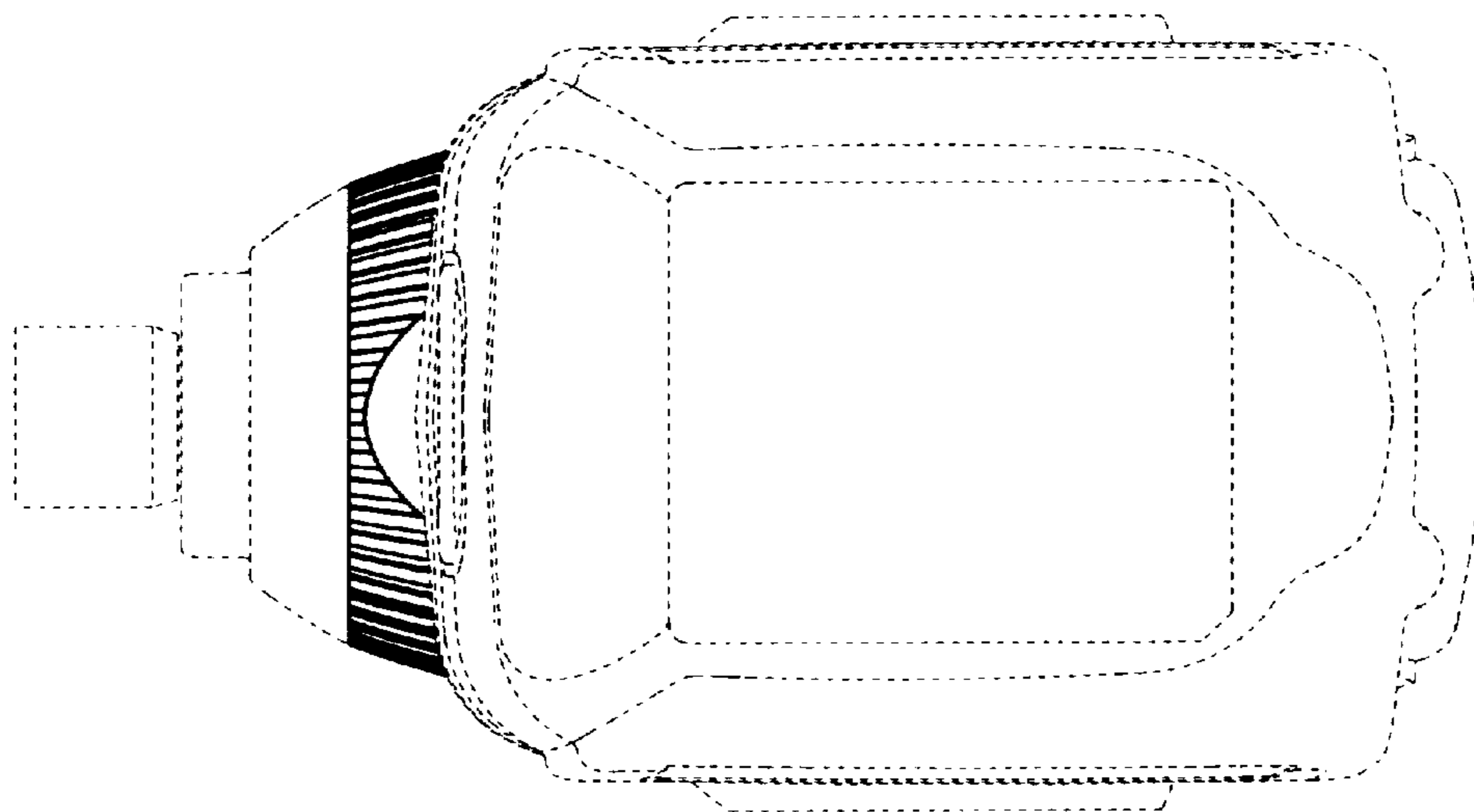


FIG. 8