



US00D527236S

(12) **United States Design Patent**
Wu

(10) **Patent No.:** **US D527,236 S**

(45) **Date of Patent:** **** Aug. 29, 2006**

(54) **SCREWDRIVER**

(75) Inventor: **Shuming Wu**, Nanjing (CN)

(73) Assignee: **Nanjing Chervon Industry Co., Ltd.**,
Nanjing (CN)

(**) Term: **14 Years**

(21) Appl. No.: **29/243,867**

(22) Filed: **Dec. 1, 2005**

(30) **Foreign Application Priority Data**

Jun. 8, 2005 (CN) 200530084566

(51) **LOC (8) Cl.** **08-04**

(52) **U.S. Cl.** **D8/68**

(58) **Field of Classification Search** D8/14.1,
D8/61, 62, 63, 64, 65, 66, 67, 68, 69, 70;
81/57.11, 429, 464, 465, 466, 469, 489; 173/13,
173/104, 114, 168, 169, 170, 171, 178, 201,
173/211, 213, 217; 408/20, 124, 125, 234,
408/241 R; 451/358; 310/50; 227/8, 114,
227/120, 130, 136, 142

See application file for complete search history.

(56) **References Cited**

U.S. PATENT DOCUMENTS

D136,743 S * 11/1943 Little D8/68
D154,713 S * 8/1949 Robillard D8/68
4,448,098 A * 5/1984 Totsu 81/57.11
D462,593 S * 9/2002 Nottingham et al. D8/68
D467,150 S * 12/2002 Frederick D8/68

D475,909 S * 6/2003 Waldron D8/68
D485,737 S * 1/2004 Schaub et al. D8/68
D486,713 S * 2/2004 Lai D8/68
D502,854 S * 3/2005 Ng D8/68
D509,119 S * 9/2005 Schiller et al. D8/68
D513,160 S * 12/2005 DeBoer et al. D8/68
D516,889 S * 3/2006 Aglassinger D8/68
2004/0188119 A1 * 9/2004 Chen 173/217

FOREIGN PATENT DOCUMENTS

GB 3000194 S * 12/2001

* cited by examiner

Primary Examiner—T. Chase Nelson

(74) *Attorney, Agent, or Firm*—Butzel Long

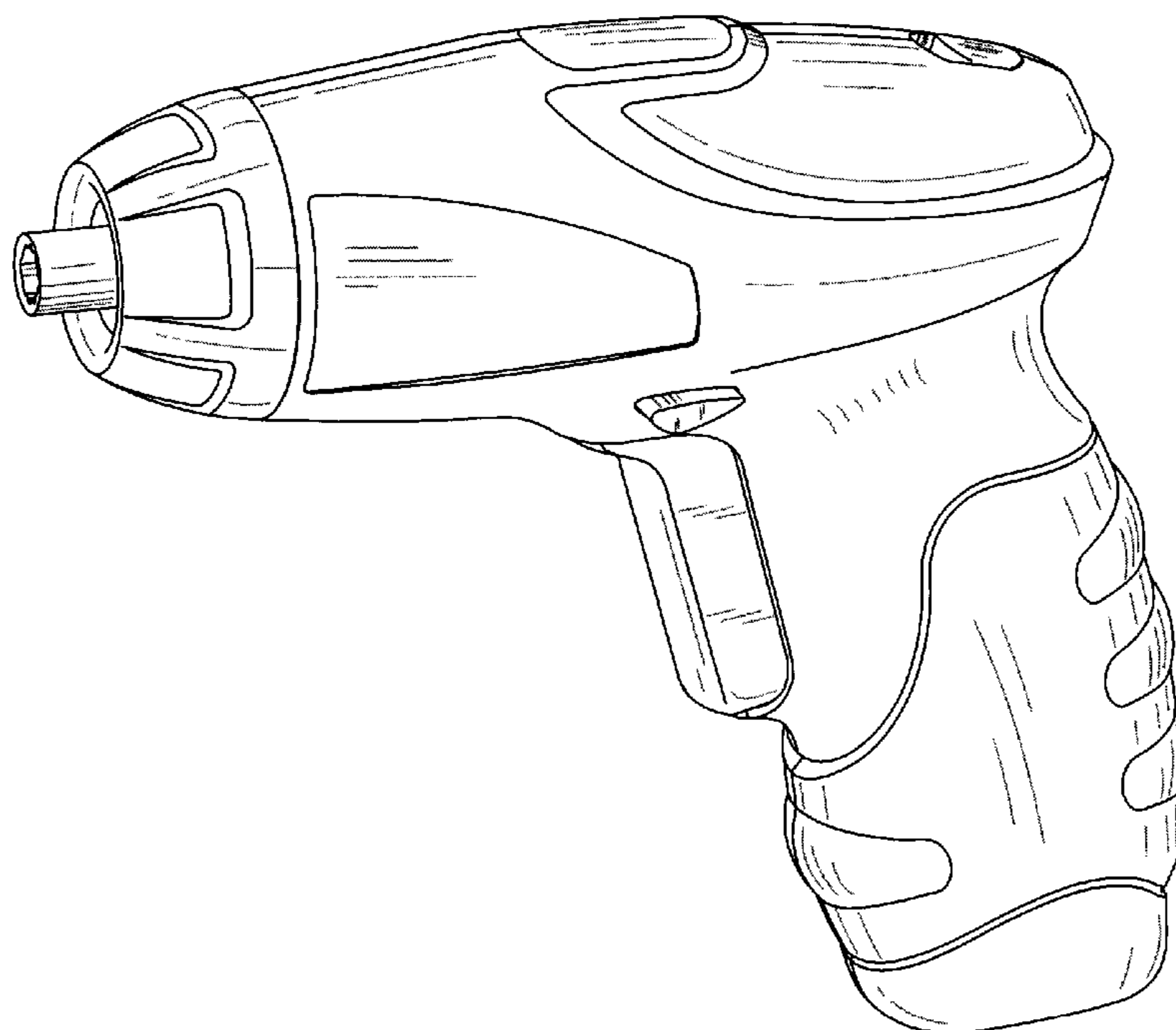
(57) **CLAIM**

The ornamental design for a screwdriver, as shown and described.

DESCRIPTION

FIG. 1 is a front elevational view of the design;
FIG. 2 is a rear elevational view of the screwdriver in FIG. 1;
FIG. 3 is a left side elevational view of the screwdriver in FIG. 1;
FIG. 4 is a right side elevational view of the screwdriver in FIG. 1;
FIG. 5 is a bottom plan view of the screwdriver in FIG. 1;
FIG. 6 is a top plan view of the screwdriver in FIG. 1; and,
FIG. 7 is a perspective view of the screwdriver of FIG. 1.

1 Claim, 5 Drawing Sheets



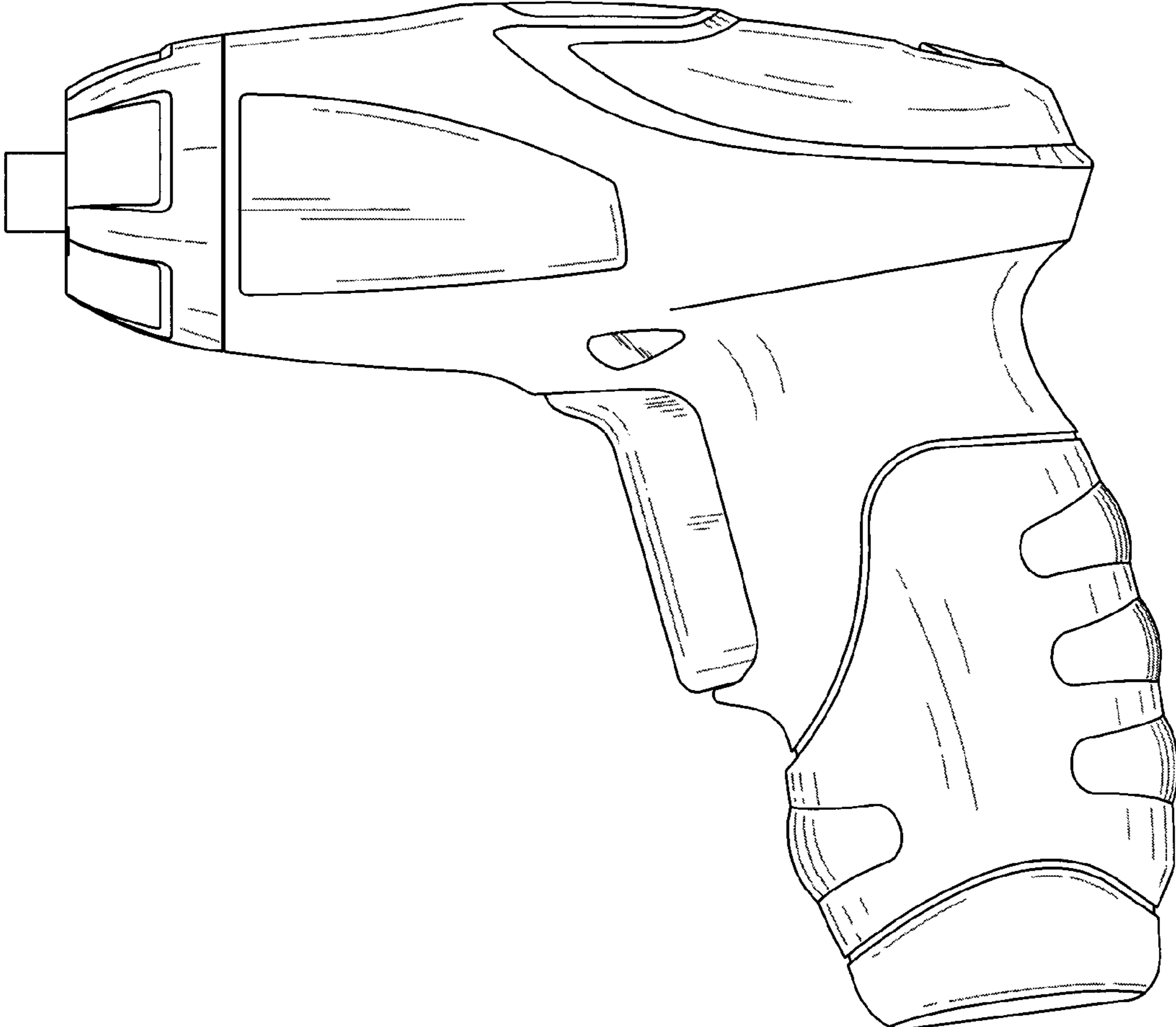


FIG 1




FIG 2

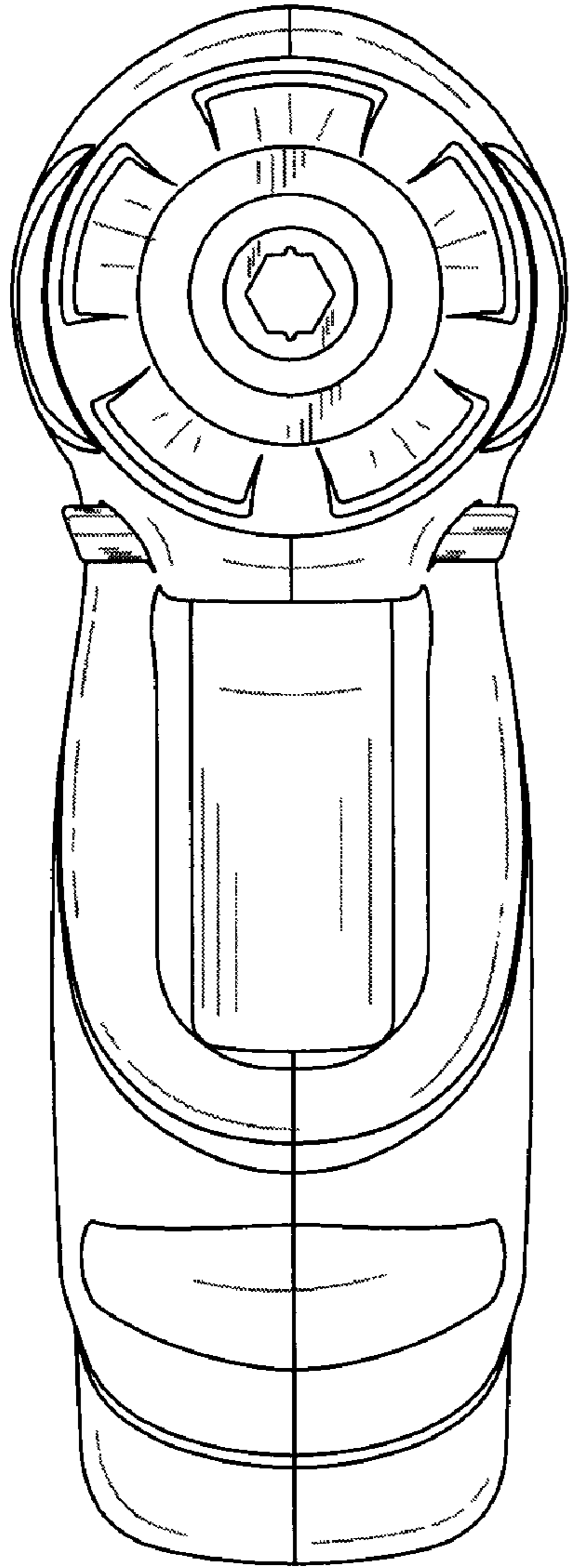


FIG 3

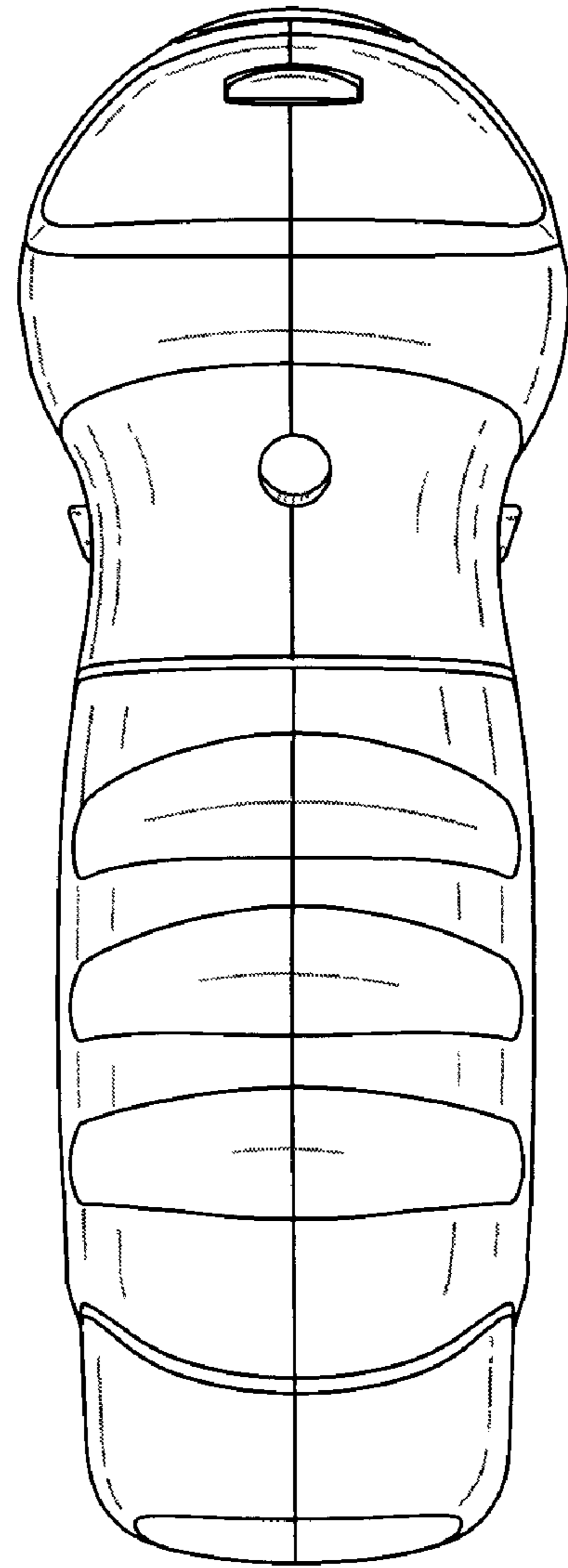


FIG 4

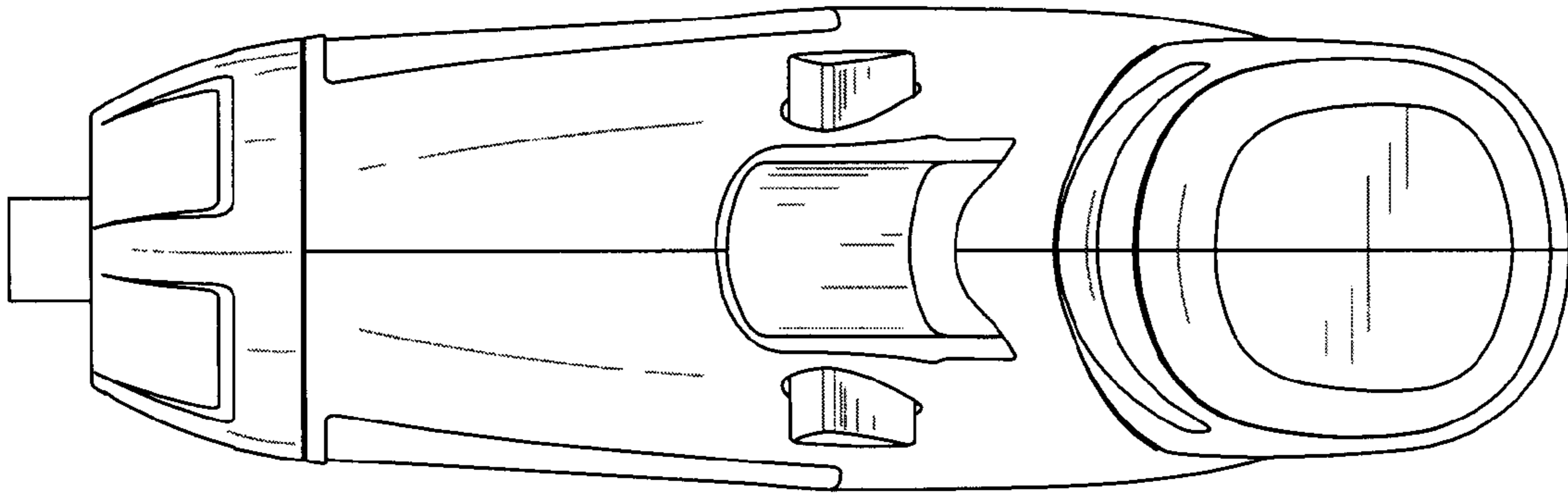


FIG 5

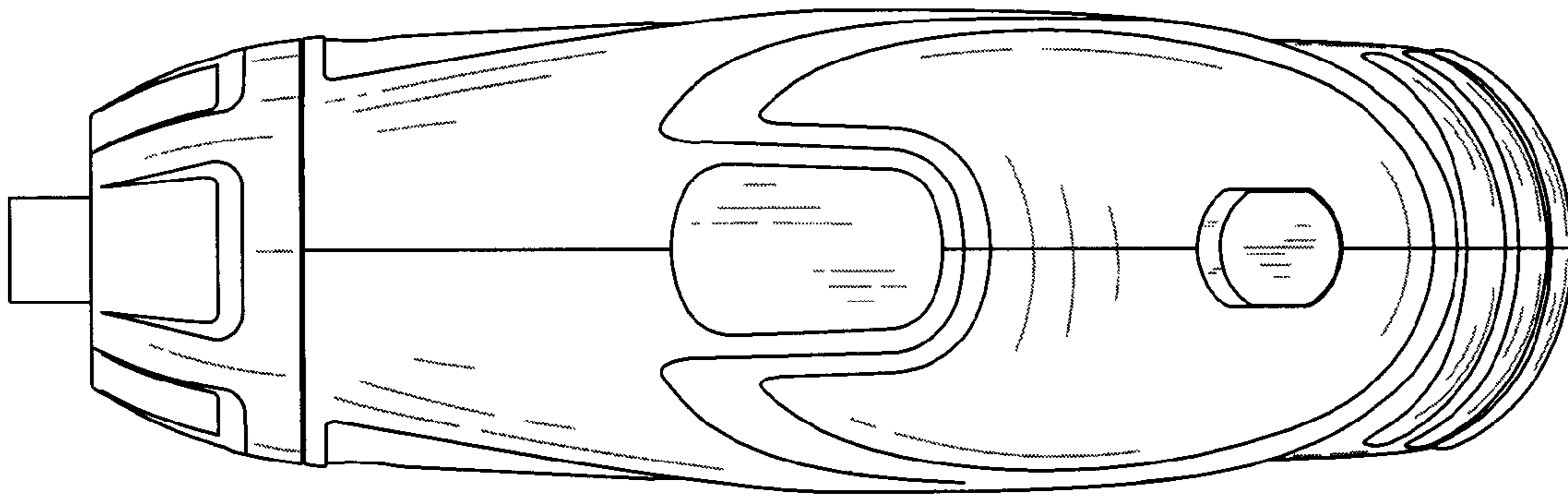


FIG 6

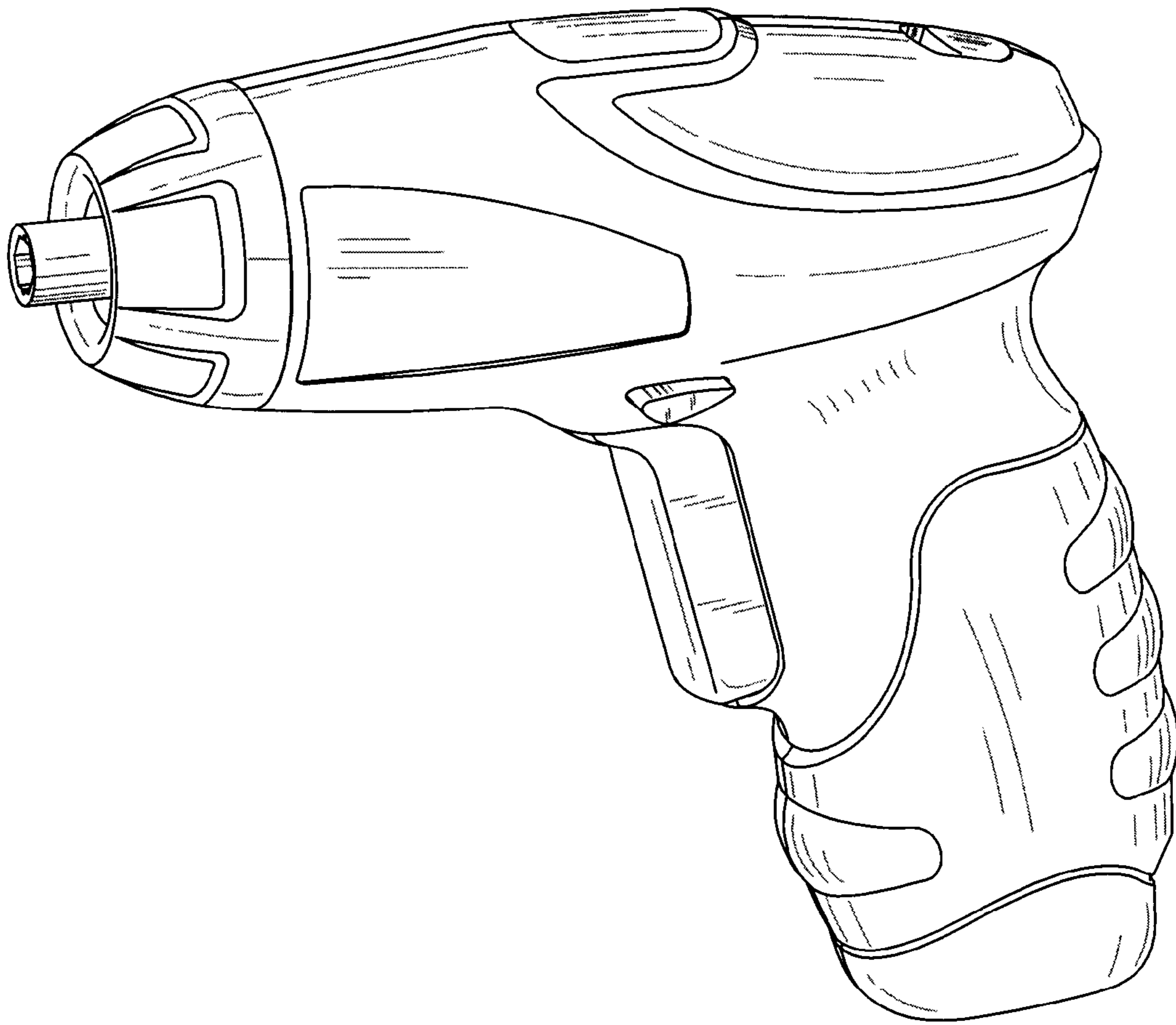


FIG 7