



US00D527230S

(12) **United States Design Patent**
Edelmann

(10) **Patent No.:** **US D527,230 S**

(45) **Date of Patent:** **** Aug. 29, 2006**

(54) **PASTA FORK**

(76) Inventor: **Darlene Edelmann**, 253 Cardinal La.,
Jupiter, FL (US) 33458

(**) Term: **14 Years**

(21) Appl. No.: **29/221,872**

(22) Filed: **Jan. 19, 2005**

(51) **LOC (8) Cl.** **07-03**

(52) **U.S. Cl.** **D7/643**

(58) **Field of Classification Search** D7/368,
D7/401.2, 642-664, 688, 689, 691, 692;
30/142, 147-150, 322-328; 416/70 R
See application file for complete search history.

(56) **References Cited**

U.S. PATENT DOCUMENTS

1,294,031	A	*	2/1919	Bigelow	30/148
1,856,769	A	*	5/1932	Latshaw	416/70 R
2,322,503	A	*	6/1943	Bowman	30/148
2,637,104	A	*	5/1953	Samson	30/322
2,775,477	A	*	12/1956	Inouye	294/55.5
3,083,458	A	*	4/1963	Tarson	30/322
D202,926	S	*	11/1965	Hoover	D7/653
3,481,037	A	*	12/1969	Fenerli	30/147
4,326,743	A	*	4/1982	Tamura	294/55.5

D278,677	S	*	5/1985	Zimetbaum	D7/682
5,005,293	A	*	4/1991	Di Amico	30/322
5,390,417	A	*	2/1995	Brown	30/148
D366,815	S	*	2/1996	Lipson	D7/653
D387,953	S	*	12/1997	Town et al.	D7/643
5,833,284	A	*	11/1998	Vandamme	294/1.1
D458,087	S	*	6/2002	Barnett	D7/653
6,442,846	B1	*	9/2002	Michael	30/322
D479,102	S	*	9/2003	Edelman	D7/643

* cited by examiner

Primary Examiner—Caron D. Veynar

Assistant Examiner—Ricky Pham

(74) *Attorney, Agent, or Firm*—McHale & Slavin

(57) **CLAIM**

The ornamental design for a pasta fork, as shown.

DESCRIPTION

FIG. 1 is a perspective view of a pasta fork showing my new design;

FIG. 2 is a top plan view thereof;

FIG. 3 is a bottom plan view thereof;

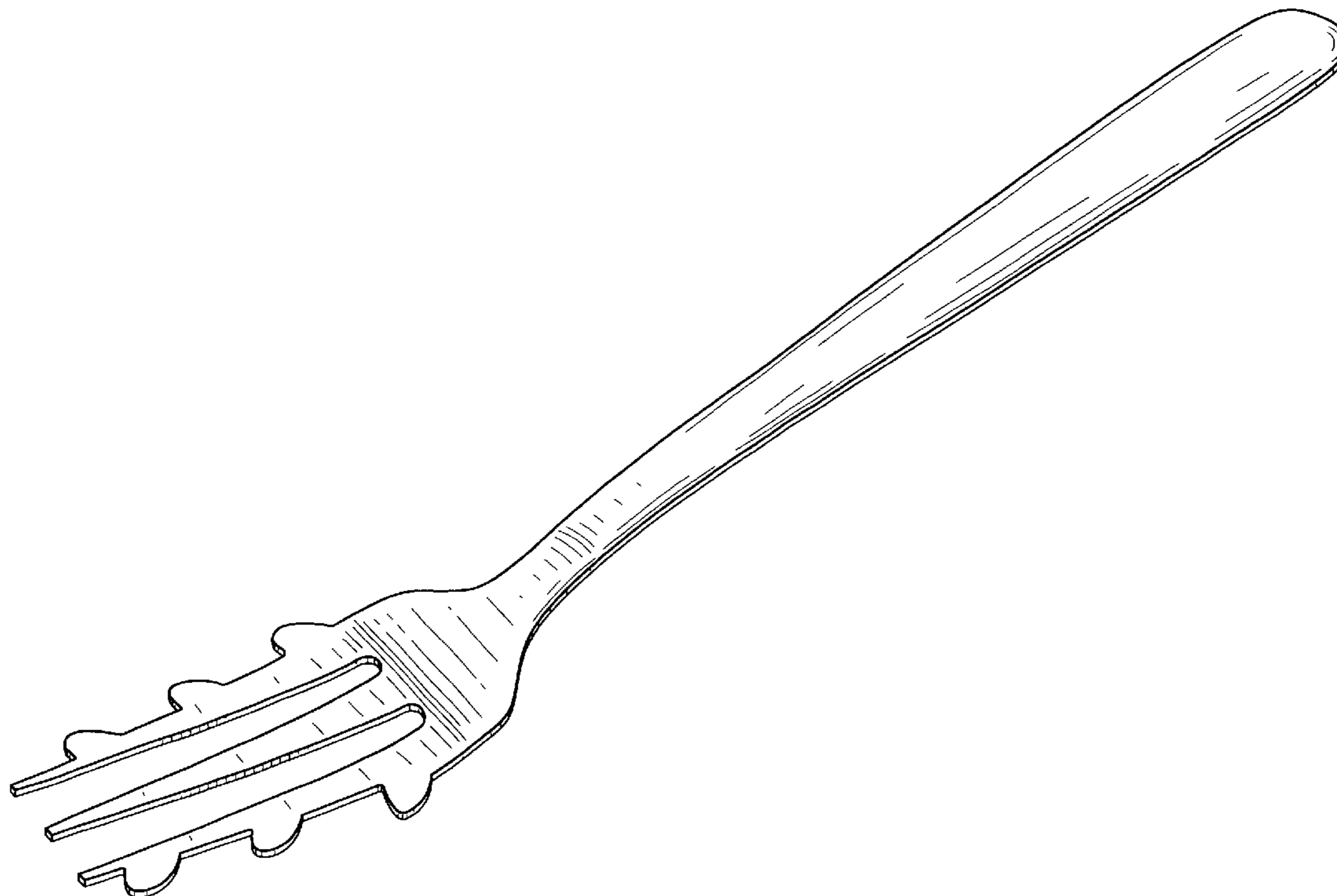
FIG. 4 is a right side elevational view thereof;

FIG. 5 is a left side elevational view thereof;

FIG. 6 is a front elevational view thereof; and,

FIG. 7 is a rear elevational view.

1 Claim, 5 Drawing Sheets



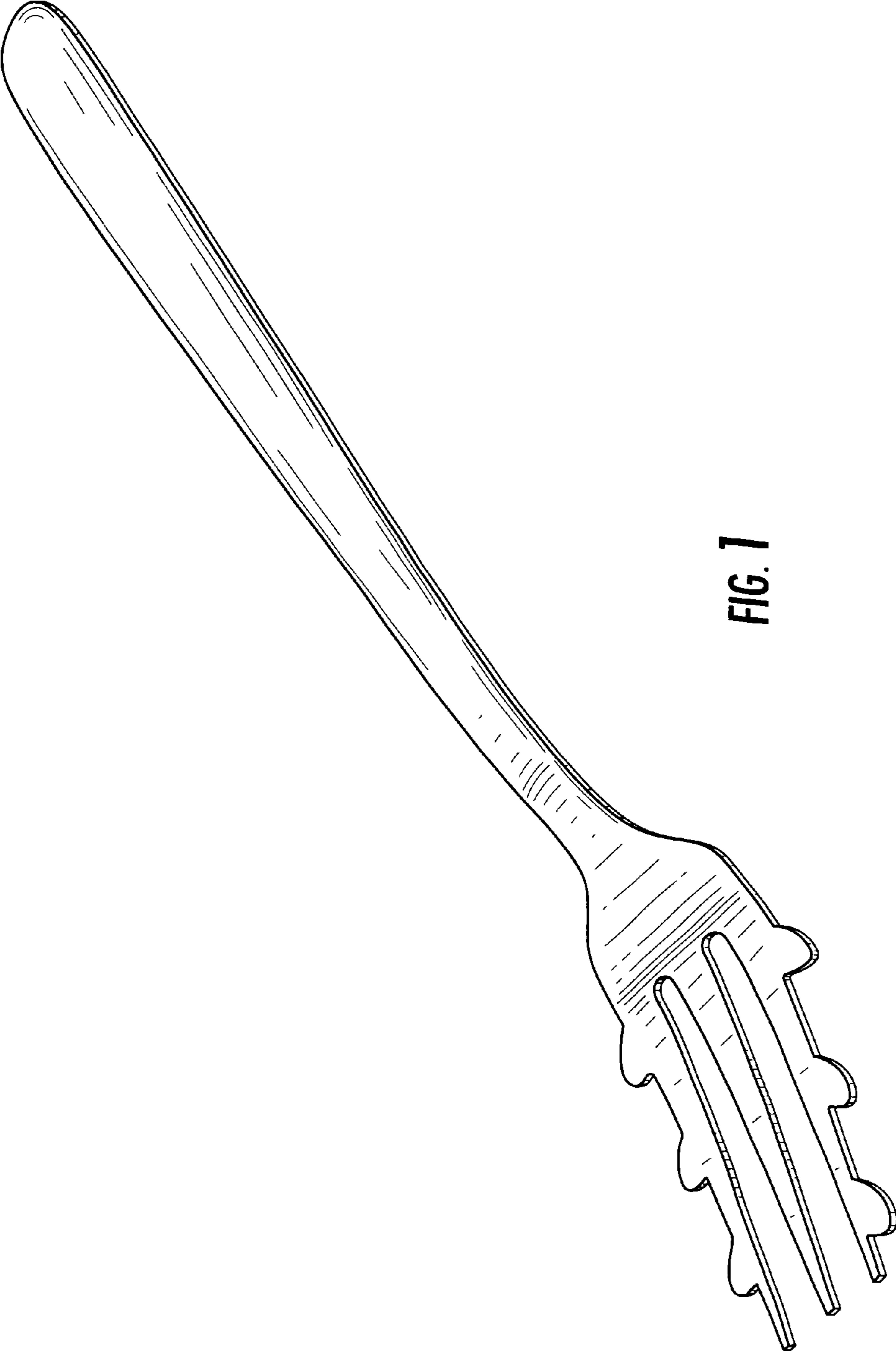


FIG. 1

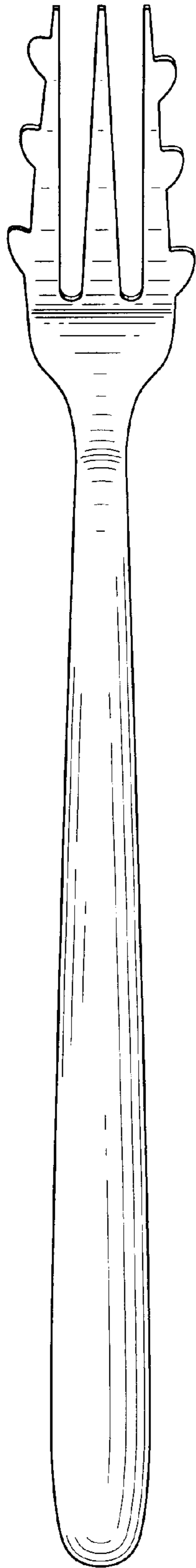


FIG. 2

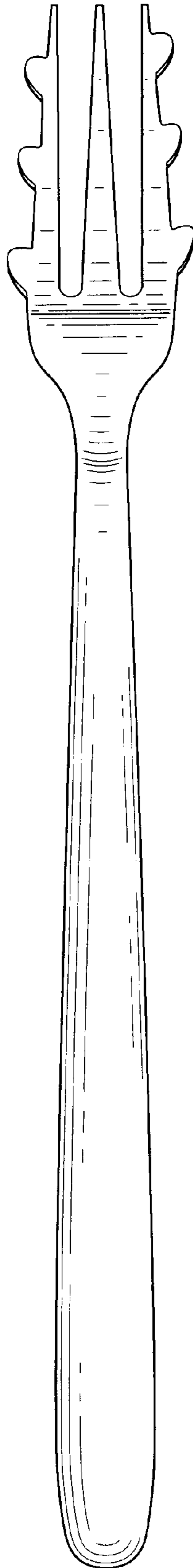


FIG. 3

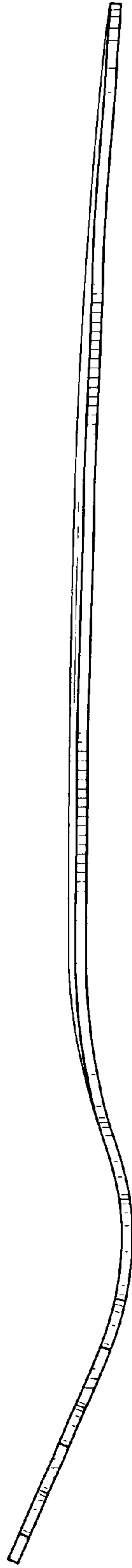


FIG. 4

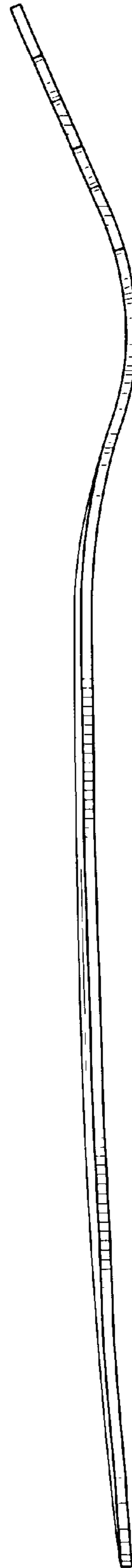


FIG. 5

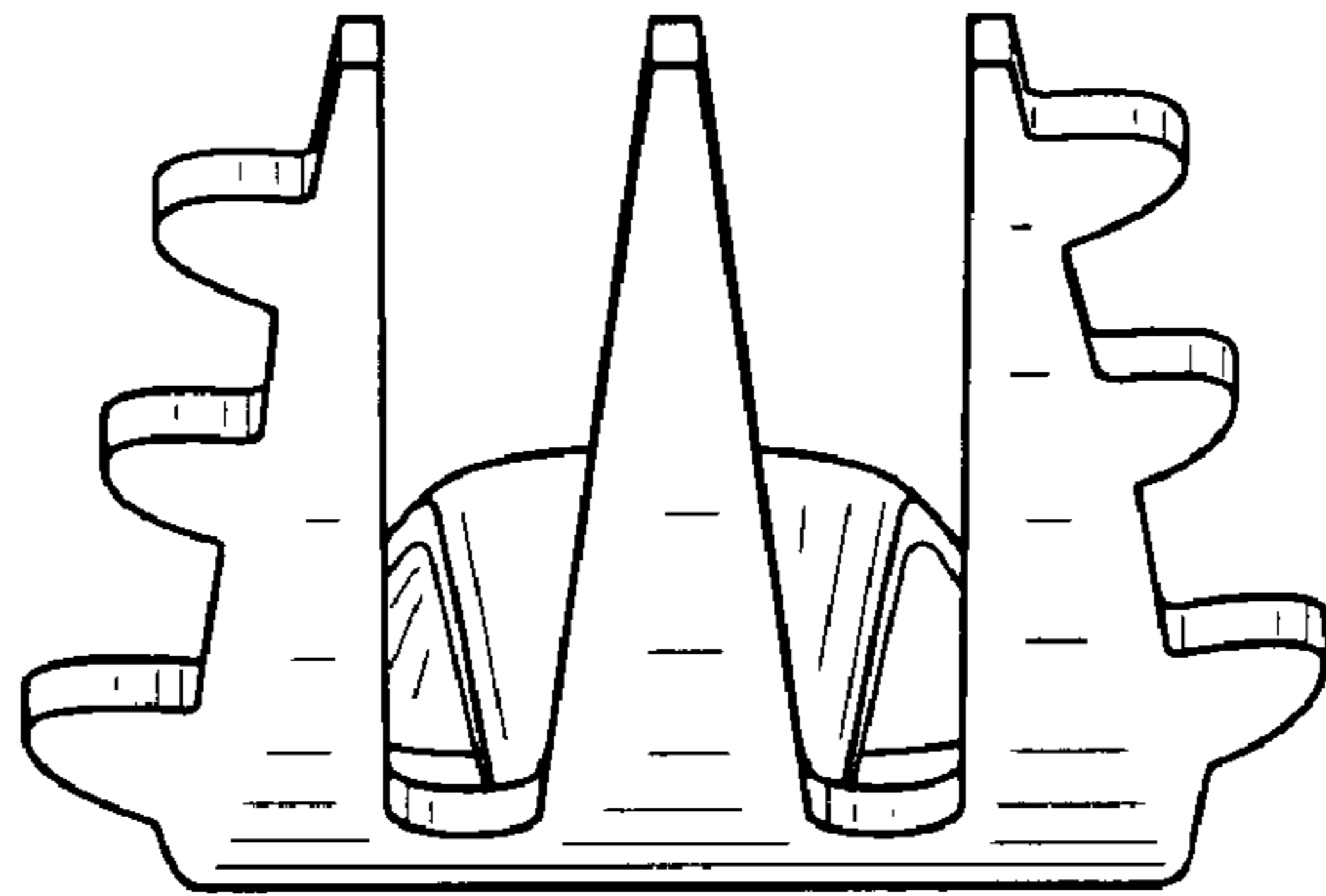


FIG. 6




FIG. 7