



US00D527217S

(12) **United States Design Patent**
Morgan

(10) **Patent No.:** **US D527,217 S**

(45) **Date of Patent:** **** Aug. 29, 2006**

(54) **THANKSGIVING EMBOSSED INSERT FOR BAKING PAN**

(76) Inventor: **Fletcher Morgan**, 4990 Coquina Key Dr. SE., St. Petersburg, FL (US) 33705

(**) Term: **14 Years**

(21) Appl. No.: **29/240,788**

(22) Filed: **Oct. 19, 2005**

(51) **LOC (8) Cl.** **07-02**

(52) **U.S. Cl.** **D7/354**

(58) **Field of Classification Search** D7/323,
D7/354-361, 409, 500, 554.1-554.4, 566,
D7/672; D9/456; D15/90; 99/324, 339, 426,
99/428, 441, 442; 206/557, 561-564; 220/500,
220/507, 553, 555, 575, 912
See application file for complete search history.

(56) **References Cited**

U.S. PATENT DOCUMENTS

1,837,535	A	*	12/1931	Duffey et al.	452/106
D110,032	S	*	6/1938	McKay	D7/354
D146,074	S	*	12/1946	Carr	D1/115
D166,557	S	*	4/1952	Peters	D1/115
D190,129	S	*	4/1961	Rench	D7/676
3,780,978	A	*	12/1973	Proul	249/135
D253,025	S	*	10/1979	Lewis	D7/676
D270,598	S	*	9/1983	Miller	D7/675

D272,703	S	*	2/1984	Miller	D7/675
D356,012	S	*	3/1995	Lombardi	D7/676
D377,451	S	*	1/1997	Gumowitz et al.	D9/432
D470,712	S	*	2/2003	Swinford et al.	D7/360

* cited by examiner

Primary Examiner—Caron D. Veynar

Assistant Examiner—Ricky Pham

(74) *Attorney, Agent, or Firm*—John S. Hale; Gipple & Hale

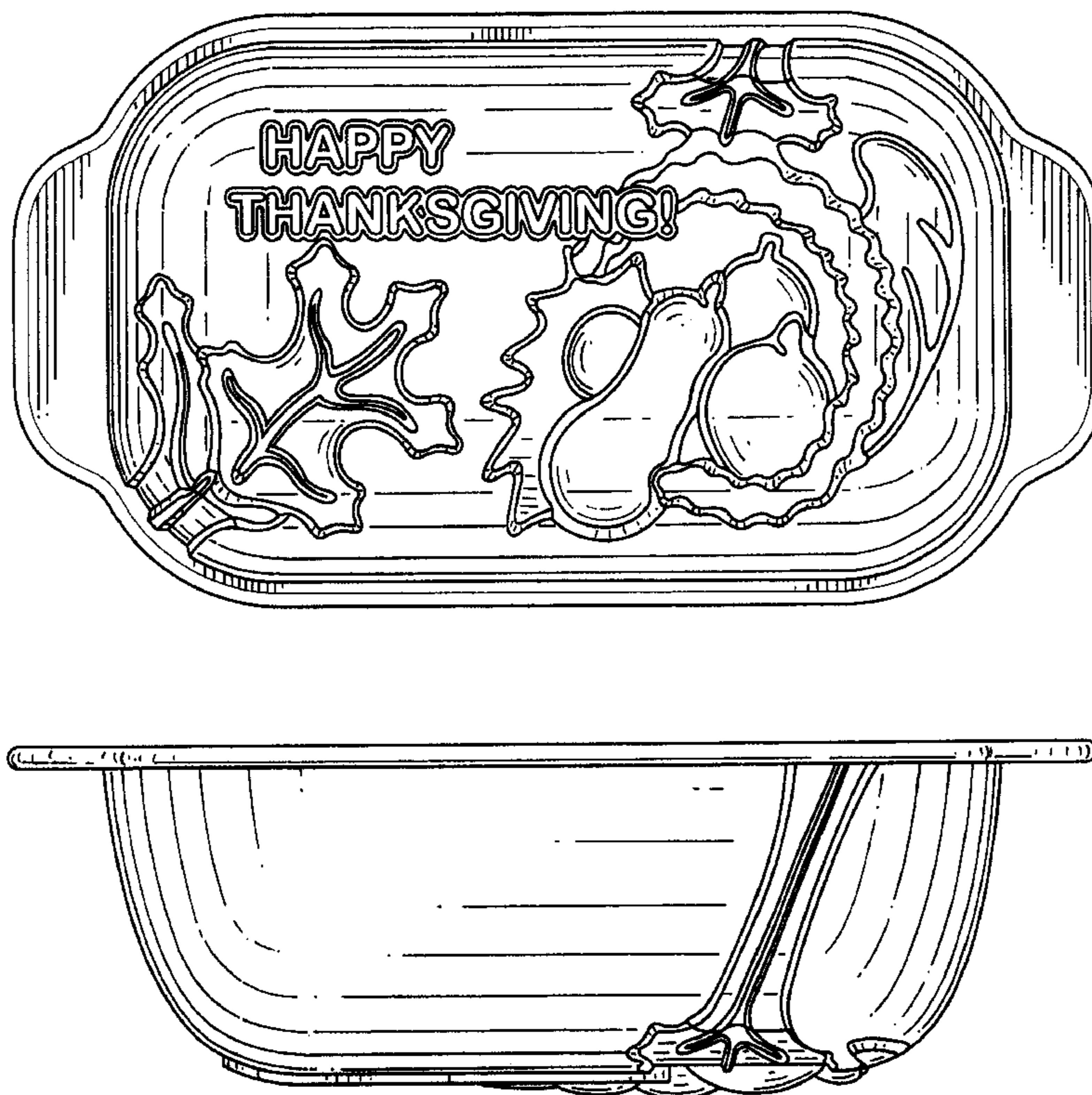
(57) **CLAIM**

The ornamental design for a thanksgiving embossed insert for baking pan, as shown and described.

DESCRIPTION

FIG. 1 is a top plan view of thanksgiving embossed insert for baking pan showing my new design; FIG. 2 is a bottom plan view of the thanksgiving embossed insert for baking pan of FIG. 1; FIG. 3 is a side elevational view of the thanksgiving embossed insert for baking pan of FIG. 1; FIG. 4 is a opposite side elevational view of the thanksgiving embossed insert for baking pan of FIG. 1; FIG. 5 is a rear elevational view of the thanksgiving embossed insert for baking pan of FIG. 1; and, FIG. 6 is a front elevational view of the thanksgiving embossed insert for baking pan of FIG. 1.

1 Claim, 5 Drawing Sheets



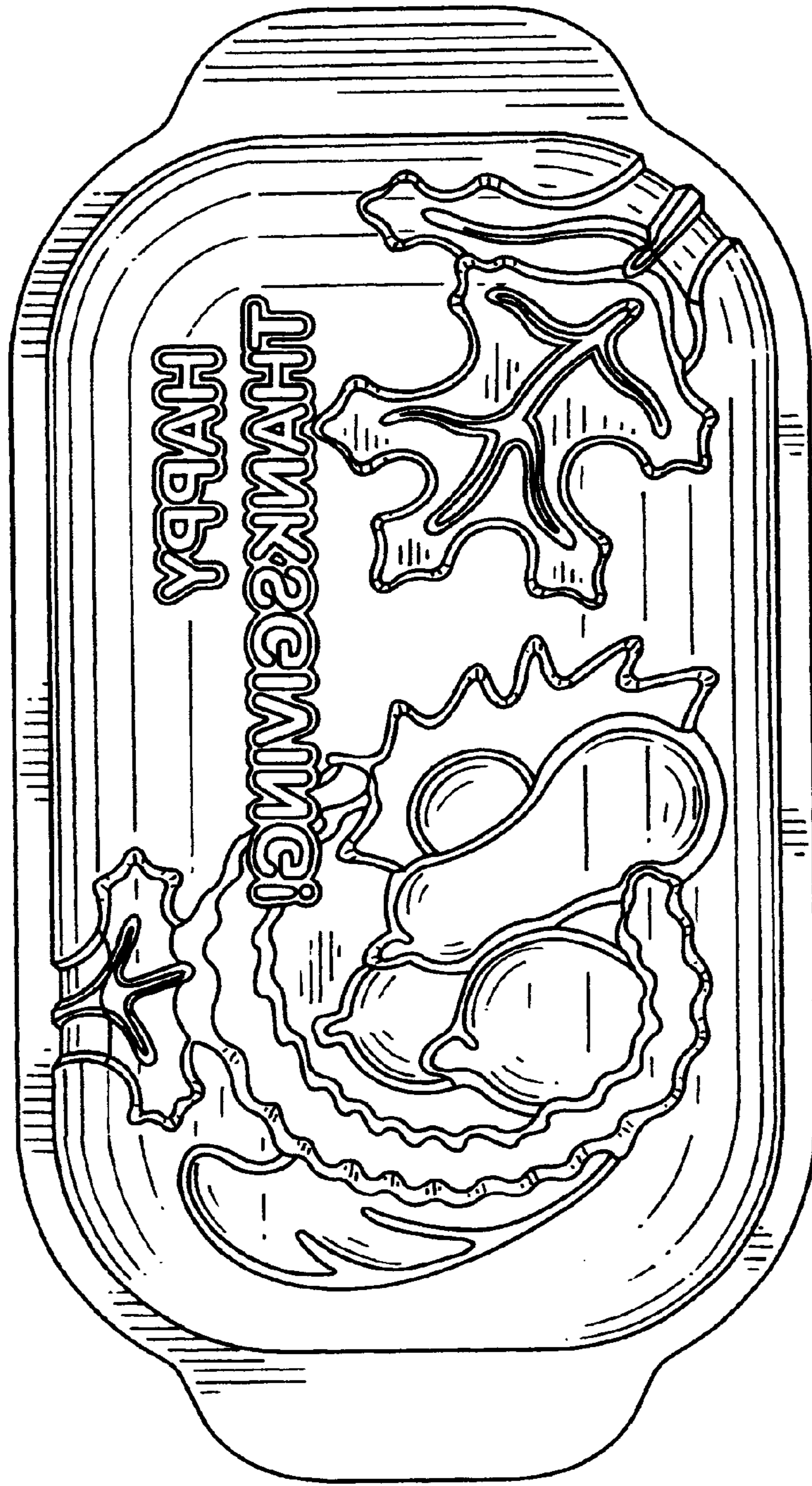


Fig. 1

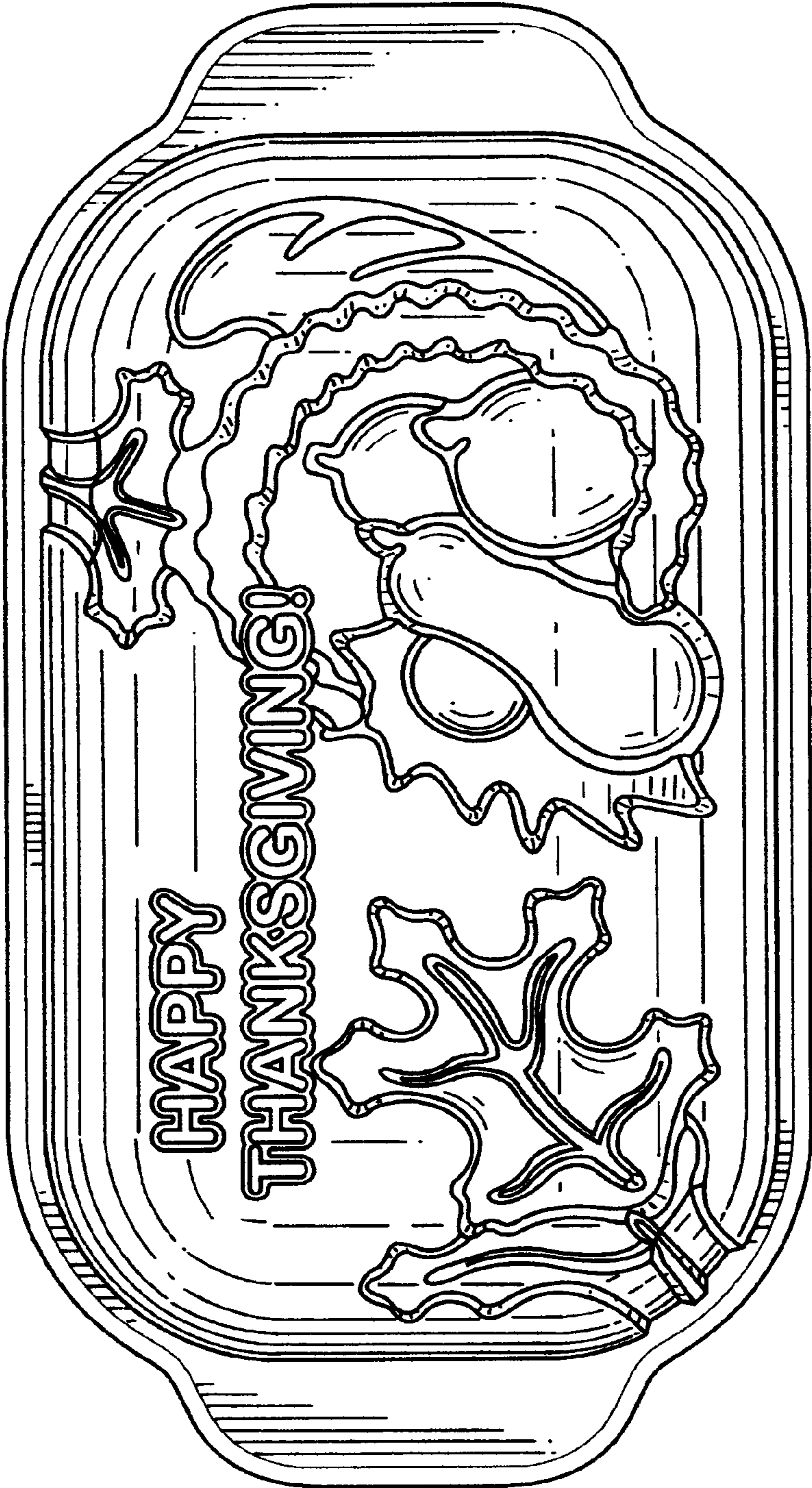


Fig. 2

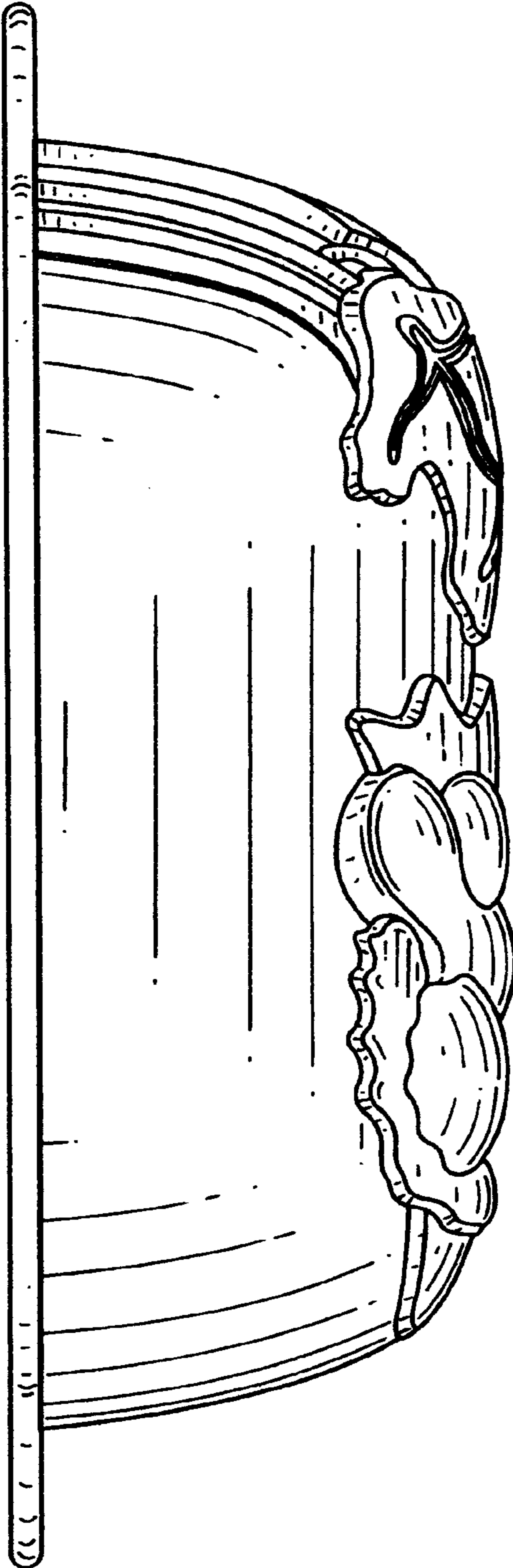


Fig. 3




Fig. 4

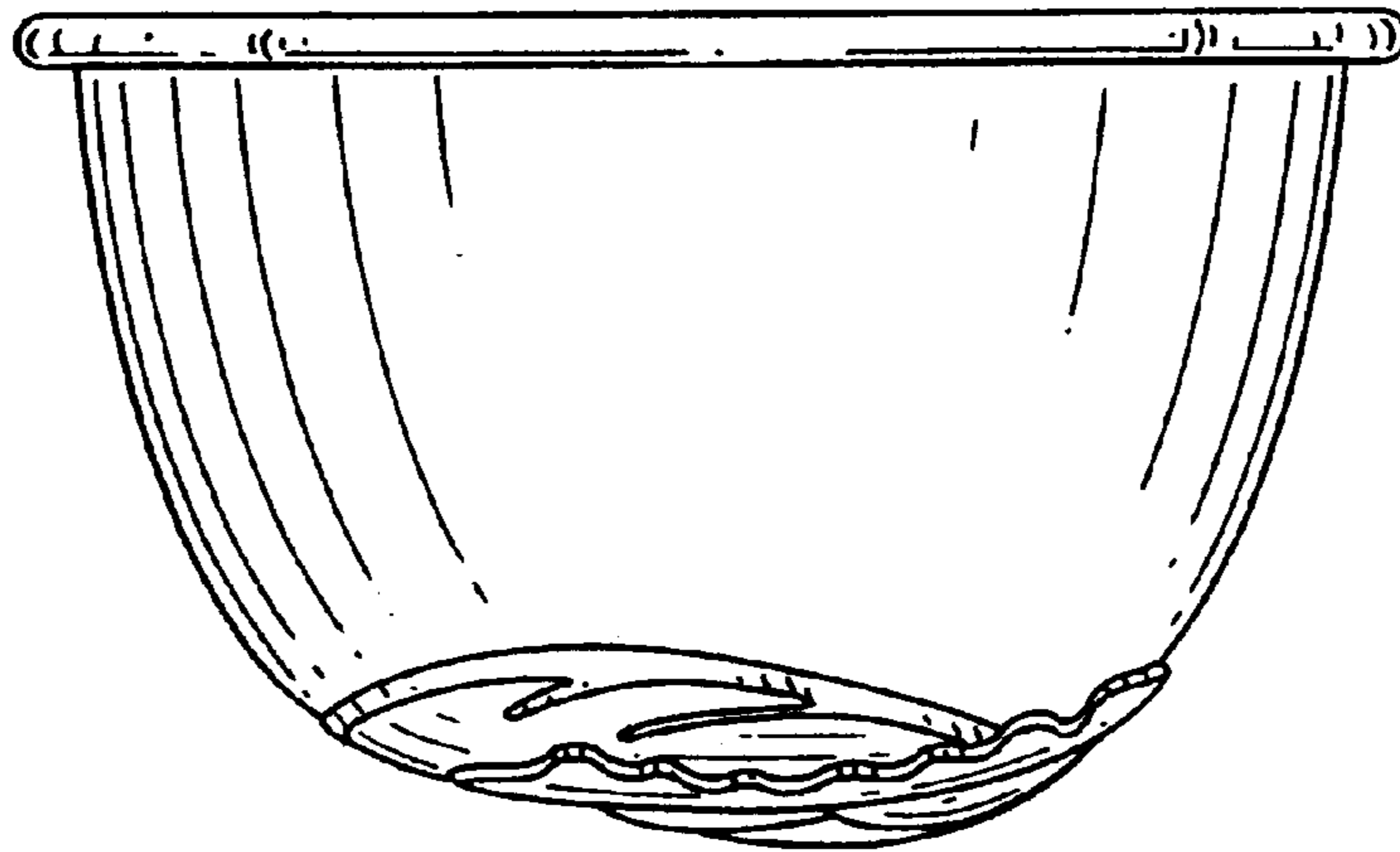


Fig. 5

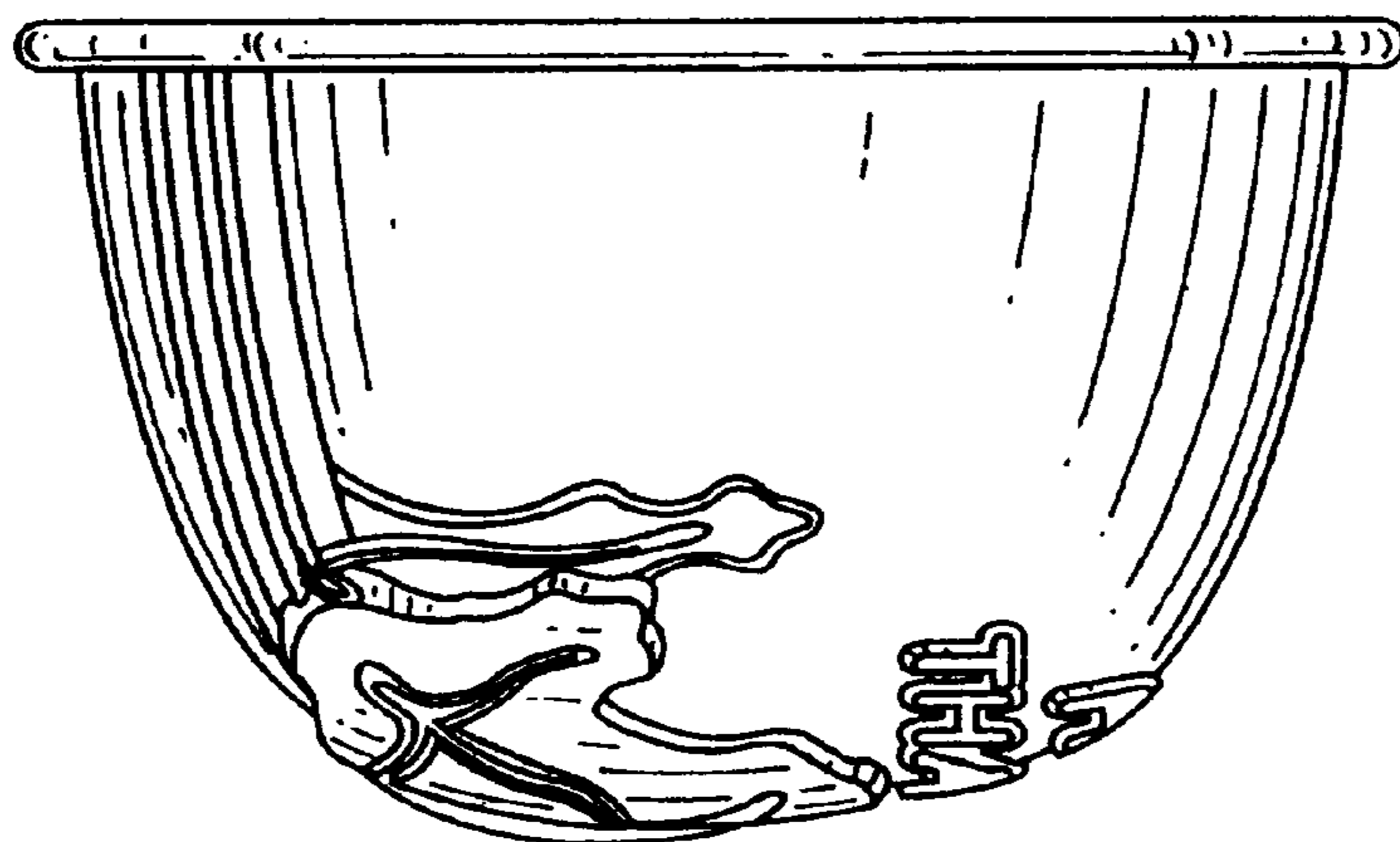


Fig. 6