



US00D527205S

(12) **United States Design Patent**
Axhamre

(10) **Patent No.:** **US D527,205 S**

(45) **Date of Patent:** **** Aug. 29, 2006**

(54) **MERCHANDISING DISPLAY RACK**

(76) **Inventor:** **Frans Lennart Axhamre**, Varbersvägen
2141, SE-430 30 Frillesås (SE)

(**) **Term:** **14 Years**

(21) **Appl. No.:** **29/198,995**

(22) **Filed:** **Feb. 6, 2004**

(51) **LOC (8) Cl.** **06-01**

(52) **U.S. Cl.** **D6/458**

(58) **Field of Classification Search** D6/458,
D6/465, 460, 461, 463, 464; 211/163, 34,
211/36, 37, 78, 166, 181.1, 205, 196, 144,
211/187, 133.5, 131.5

See application file for complete search history.

(56) **References Cited**

U.S. PATENT DOCUMENTS

- D182,356 S * 3/1958 Tirlet D6/458
- D187,834 S * 5/1960 Cohen D6/463
- D191,812 S * 11/1961 Tirlet D6/458
- 3,833,128 A * 9/1974 Sumner 211/131.1

- D239,579 S * 4/1976 Taub D6/458
- D240,101 S * 6/1976 Redlerr D6/458
- 3,963,126 A * 6/1976 Taub 211/131.1
- D314,294 S * 2/1991 Axhamre D6/458
- 6,502,707 B1 * 1/2003 Sullivan 211/163

* cited by examiner

Primary Examiner—Janice E. Seeger

Assistant Examiner—Sydney R. Buffalow

(74) *Attorney, Agent, or Firm*—Howson & Howson

(57) **CLAIM**

The ornamental design for a merchandising display rack, as shown and described.

DESCRIPTION

FIG. 1 is a perspective view of a merchandising display rack showing my new design;

FIG. 2 is a sectional view thereof taken on plane 2—2 in FIG. 1; and,

FIG. 3 is a sectional view thereof taken on plane 3—3 in FIG. 2.

1 Claim, 2 Drawing Sheets

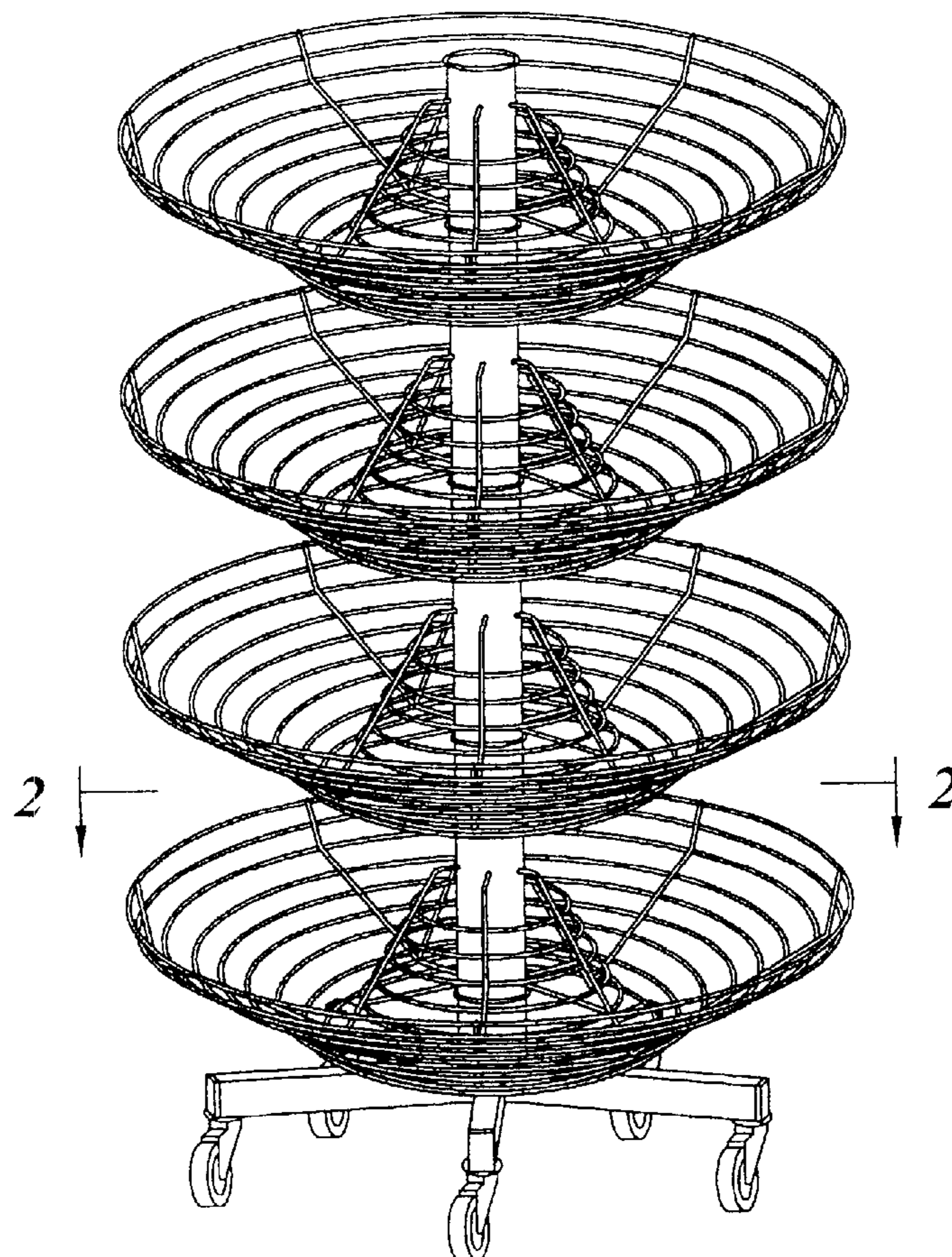
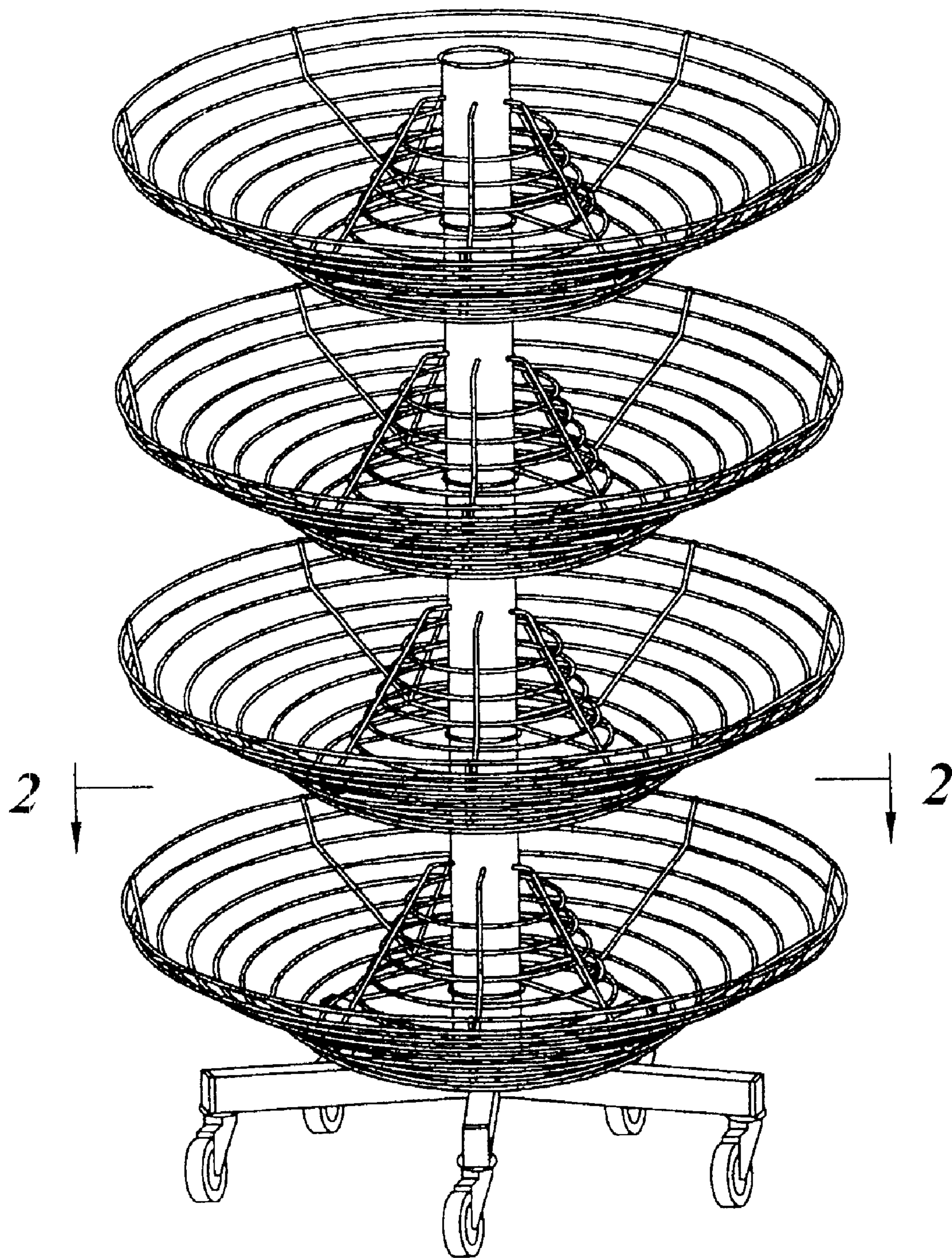


Fig. 1



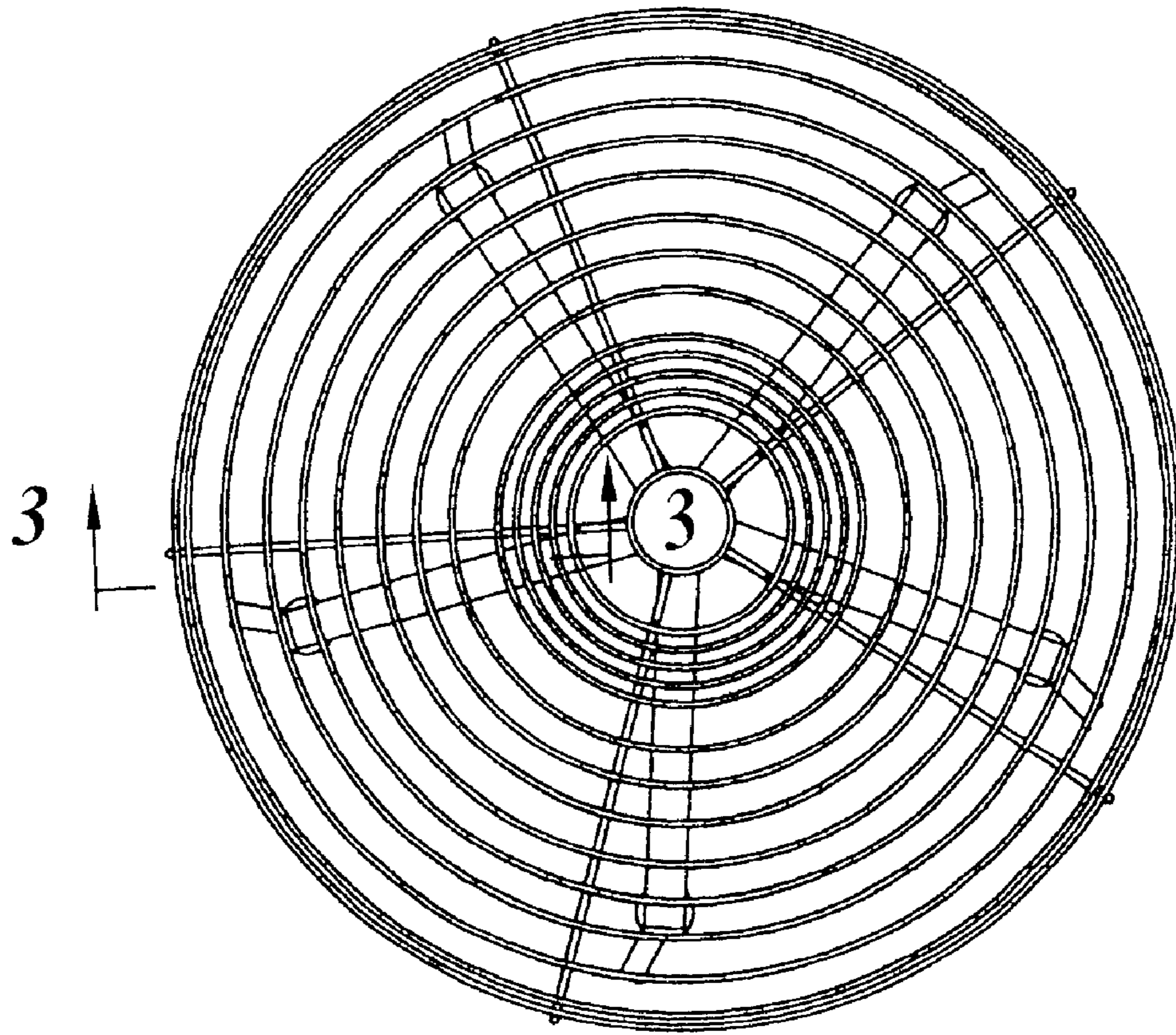


Fig. 2

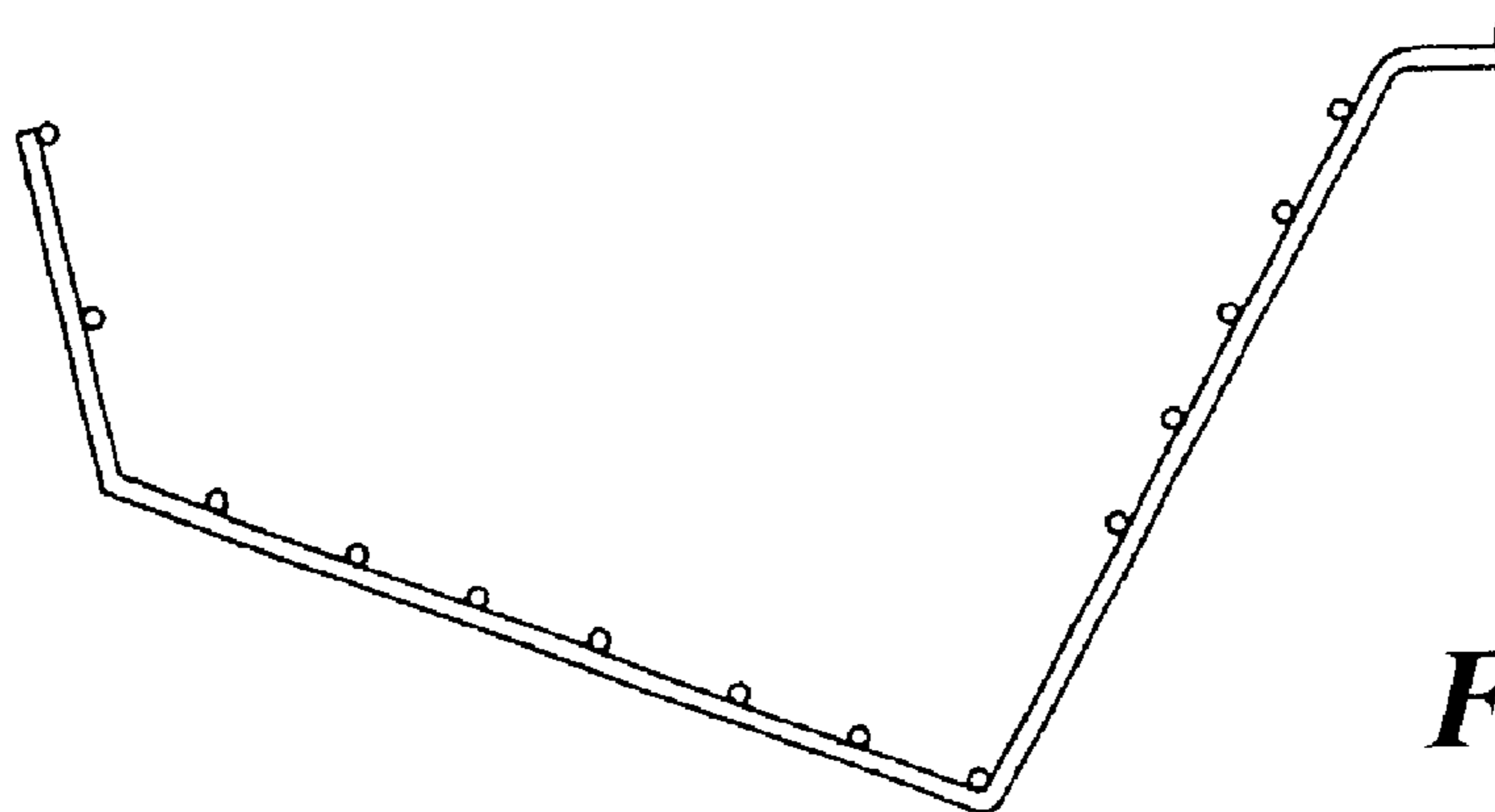


Fig. 3