

US00D527204S

(12) **United States Design Patent**
O'Hare

(10) **Patent No.:** **US D527,204 S**

(45) **Date of Patent:** **** Aug. 29, 2006**

(54) **FURNITURE**

(75) **Inventor:** **Timothy M. O'Hare**, Oak Ridge, NC
(US)

(73) **Assignee:** **Thomasville Furniture Industries, Inc.**, Thomasville, NC (US)

(**) **Term:** **14 Years**

(21) **Appl. No.:** **29/234,864**

(22) **Filed:** **Jul. 22, 2005**

(51) **LOC (8) Cl.** **06-04**

(52) **U.S. Cl.** **D6/441; D6/436; D6/472**

(58) **Field of Classification Search** D6/432,
D6/436-441, 445-448, 470-472; 312/114,
312/204, 224

See application file for complete search history.

(56) **References Cited**

U.S. PATENT DOCUMENTS

D141,016 S * 4/1945 Stanitz D6/436
D150,053 S * 6/1948 Brunmark D6/436
D390,041 S 2/1998 Cain D6/433

D417,346 S * 12/1999 Walters et al. D6/441
D443,438 S * 6/2001 O'Hare et al. D6/441
D448,949 S * 10/2001 O'Hare et al. D6/438
D480,234 S * 10/2003 O'Hare D6/441
D508,622 S * 8/2005 O'Hare D6/441
D510,490 S 10/2005 Risdon D6/441
D510,669 S * 10/2005 Berry et al. D6/441

* cited by examiner

Primary Examiner—Cathron C. Brooks

(74) *Attorney, Agent, or Firm*—Womble Carlyle Sandridge & Rice

(57) **CLAIM**

The ornamental design for furniture, as shown and described.

DESCRIPTION

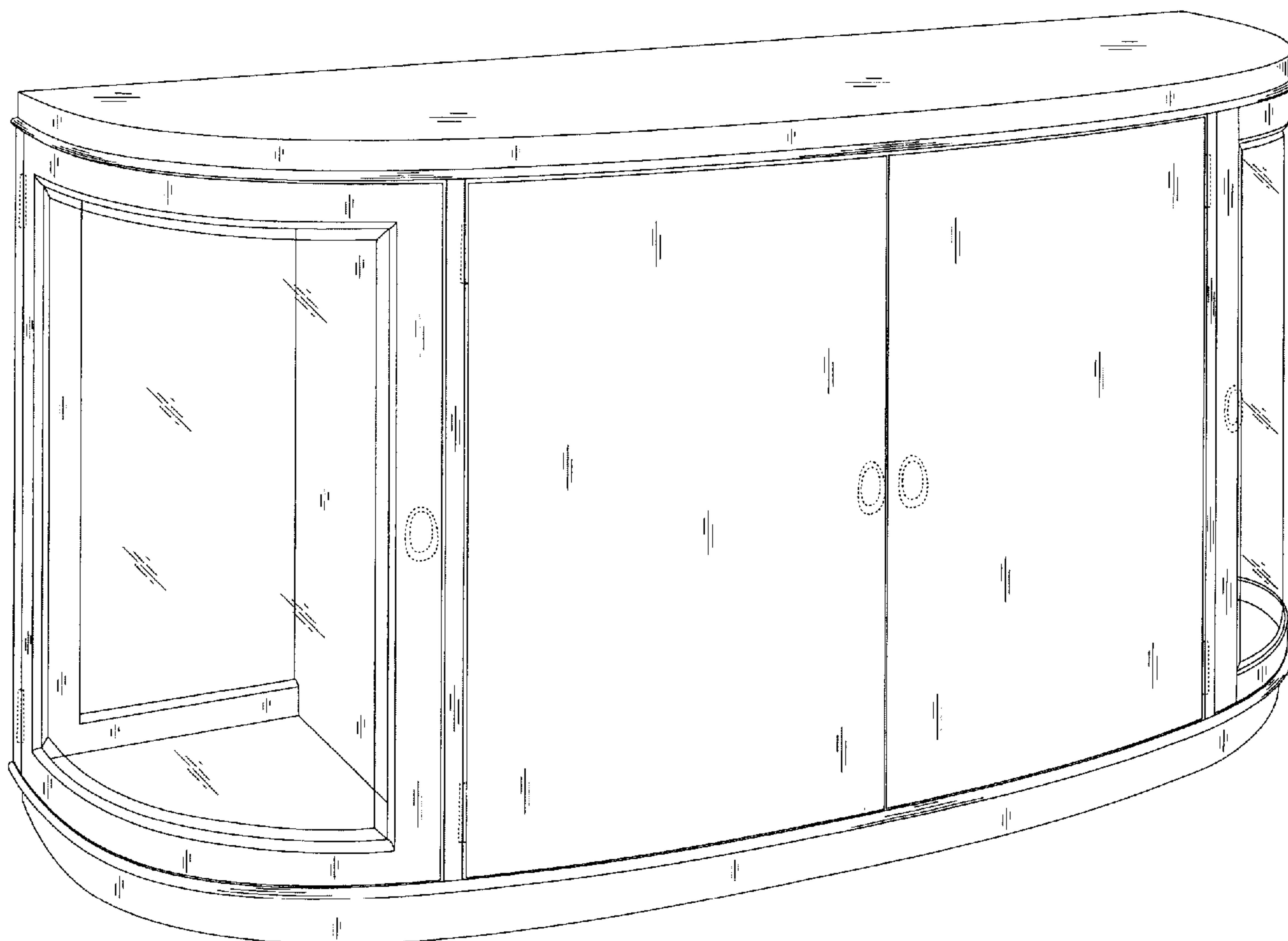
FIG. 1 is a front perspective view of furniture showing my new design;

FIG. 2 is a front elevational view; and,

FIG. 3 is a side elevational view, the opposite side being a mirror image thereof.

The broken lines shown in the drawings form no part of the claimed design.

1 Claim, 3 Drawing Sheets



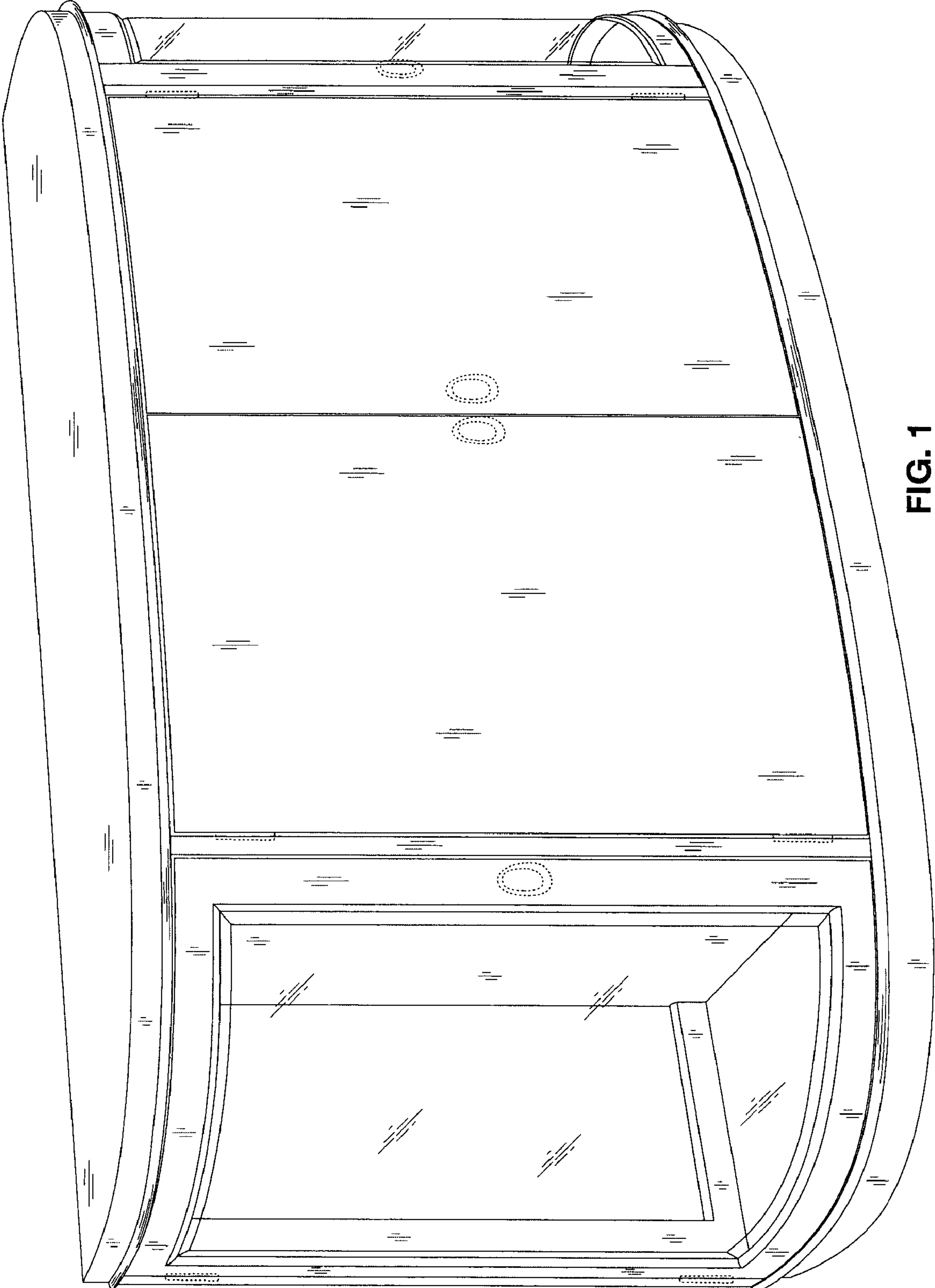


FIG. 1

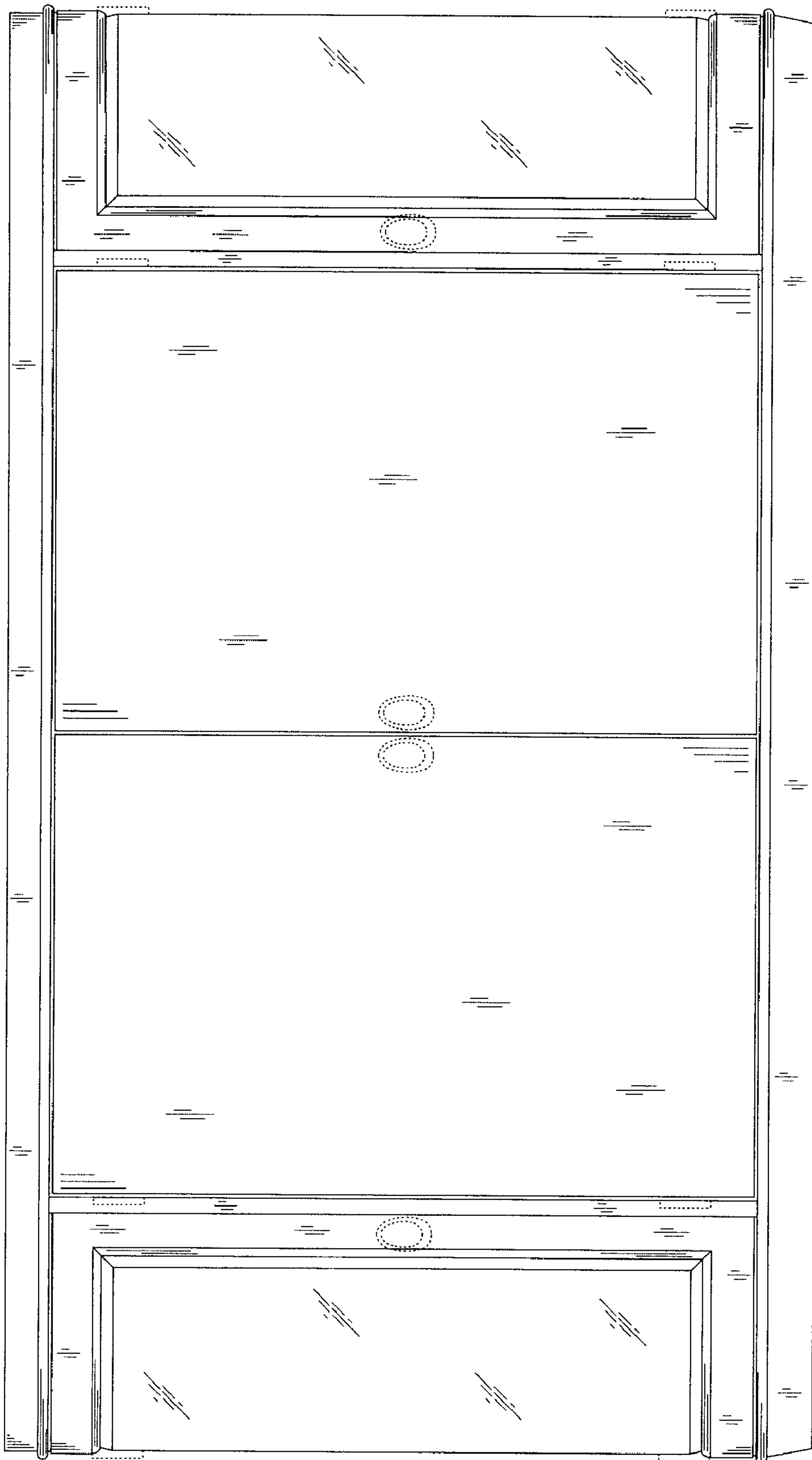


FIG. 2

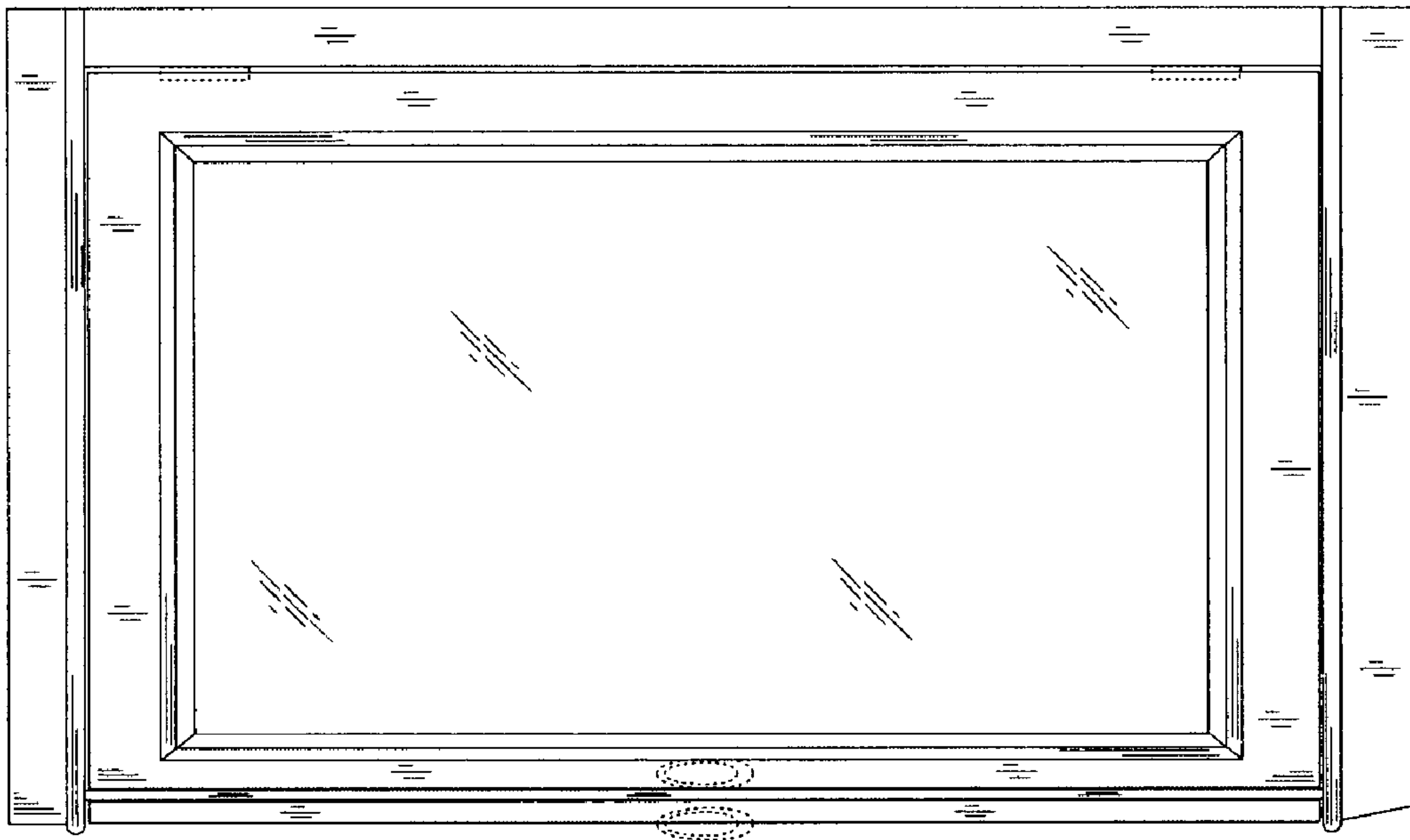


FIG. 3