



US00D527192S

(12) **United States Design Patent**
Schaefer et al.

(10) **Patent No.:** **US D527,192 S**

(45) **Date of Patent:** **** *Aug. 29, 2006**

(54) **PHOTO FRAME**

(75) Inventors: **Ruby Schaefer**, Georgetown, TX (US);
Nanci Schwind, Austin, TX (US)

(73) Assignee: **Burnes Operating Company LLC**,
Austin, TX (US)

(*) Notice: This patent is subject to a terminal disclaimer.

(**) Term: **14 Years**

(21) Appl. No.: **29/223,852**

(22) Filed: **Feb. 18, 2005**

(51) **LOC (8) Cl.** **06-07**

(52) **U.S. Cl.** **D6/300**

(58) **Field of Classification Search** D6/300-314;
40/200, 455, 700, 711, 714, 717, 720, 721,
40/725, 727, 738, 745, 761, 765, 766, 778,
40/780, 781, 786, 798; D8/350-353; D14/371
See application file for complete search history.

(56) **References Cited**

U.S. PATENT DOCUMENTS

676,373 A	6/1901	Simpson
2,961,789 A	11/1960	Hughes
2,968,108 A	1/1961	Knox
3,041,762 A	7/1962	Knox
3,041,918 A	7/1962	Papke
4,192,905 A	3/1980	Scheibal
D270,064 S	8/1983	Ackeret
D271,359 S	11/1983	Le
D280,469 S	9/1985	Heyman et al.
4,939,858 A	7/1990	Dailey
D323,356 S	1/1992	Hofman
D338,884 S	8/1993	Toedter
5,265,357 A	11/1993	Yu
D373,906 S	9/1996	Wang
5,619,816 A	4/1997	Ellison
D387,566 S	12/1997	Celentano et al.

D393,636 S	4/1998	Jones et al.
D396,636 S	* 8/1998	Wilfong, Jr. D9/447
D401,768 S	12/1998	Leung
D406,047 S	* 2/1999	Scherer et al. D8/353
D406,699 S	3/1999	Mullen
D430,478 S	* 9/2000	De brey et al. D8/353
6,282,828 B1	9/2001	Cecchetto
6,293,038 B1	9/2001	Chang
D450,192 S	11/2001	Whitcomb
D462,253 S	* 9/2002	Caveney et al. D8/353
D471,366 S	* 3/2003	Park D6/310
6,594,934 B1	7/2003	Wong
D479,742 S	* 9/2003	Hollingsworth D23/366
6,722,069 B1	4/2004	Lanier

FOREIGN PATENT DOCUMENTS

DE	4405518	9/1995
FR	1088058	3/1955
JP	9103349	4/1997
WO	WO 2004019304 A2	3/2004

* cited by examiner

Primary Examiner—Janice E. Seeger
Assistant Examiner—Sydney R. Buffalow
(74) *Attorney, Agent, or Firm*—Dinsmore & Shohl LLP

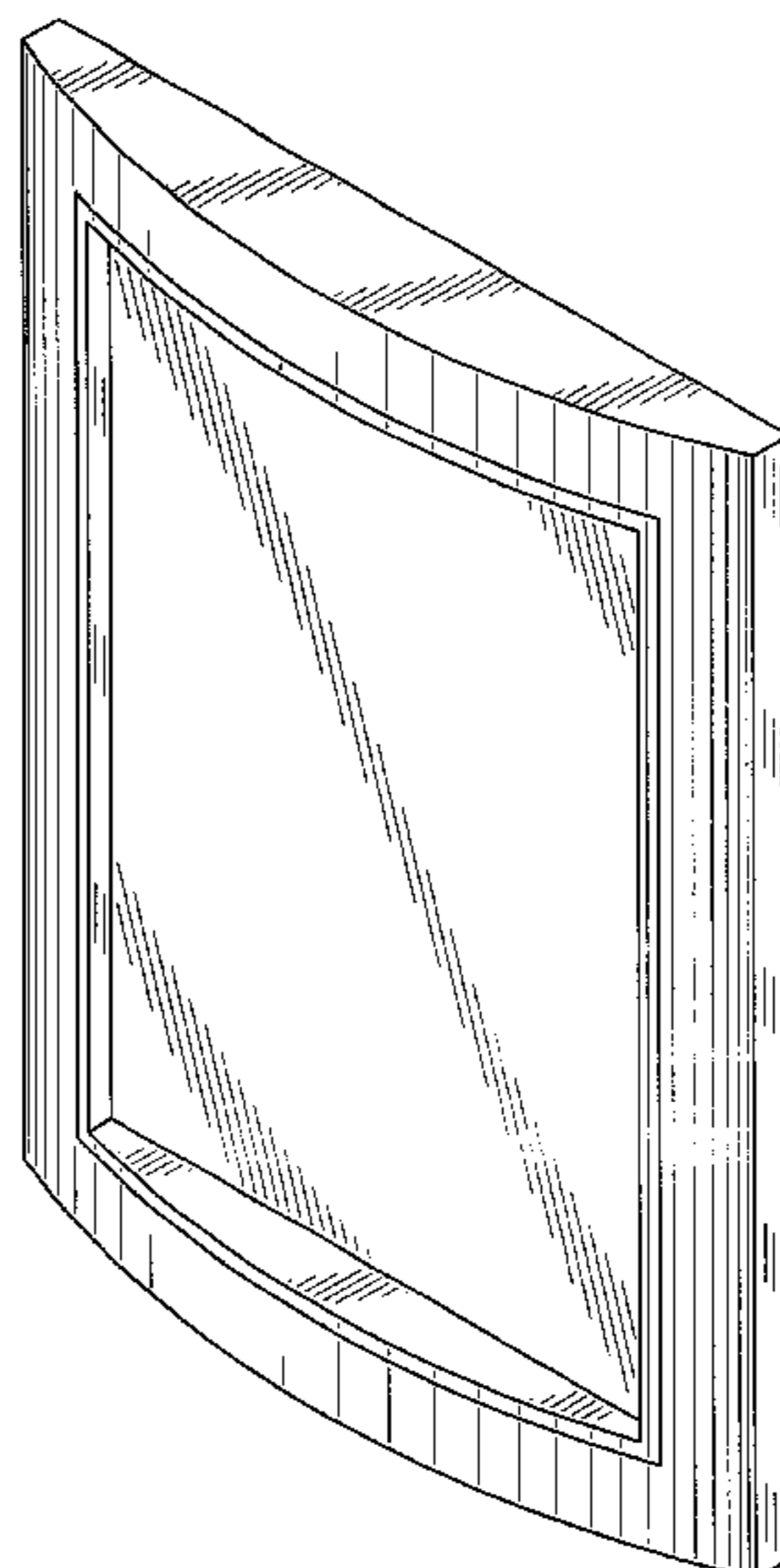
(57) **CLAIM**

The ornamental design for a photo frame, as shown and described.

DESCRIPTION

FIG. 1 is a perspective view of the photo frame;
FIG. 2 is a front elevational view of the photo frame;
FIG. 3 is a left side elevational view of the photo frame;
FIG. 4 is a right side elevational view of the photo frame;
FIG. 5 is a top plan view of the photo frame;
FIG. 6 is a bottom plan view of the photo frame; and,
FIG. 7 is a back elevational view of the photo frame.
The broken lines are for illustrative purposes only and form no part of the claimed design.

1 Claim, 5 Drawing Sheets



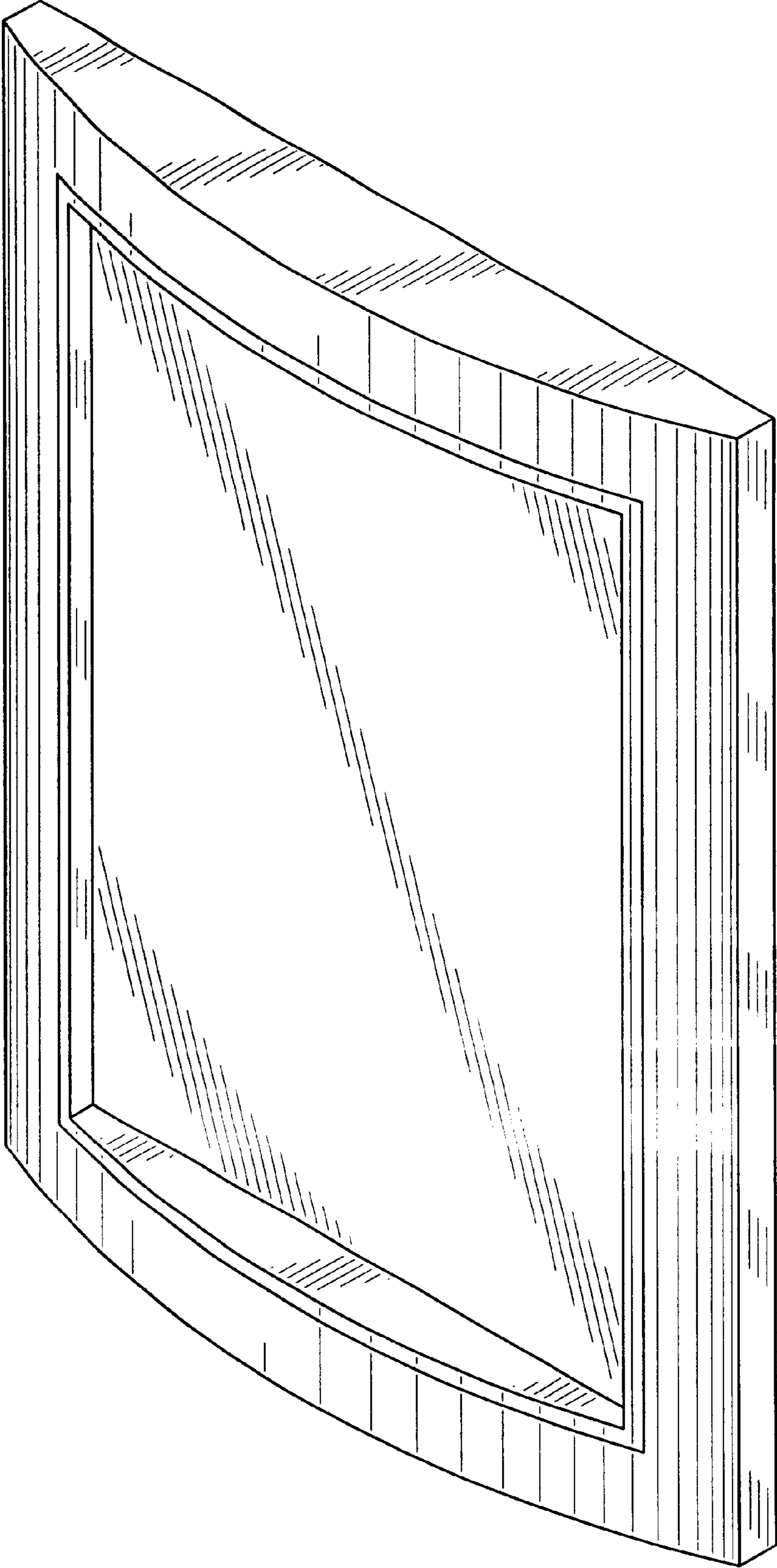


FIG. 1

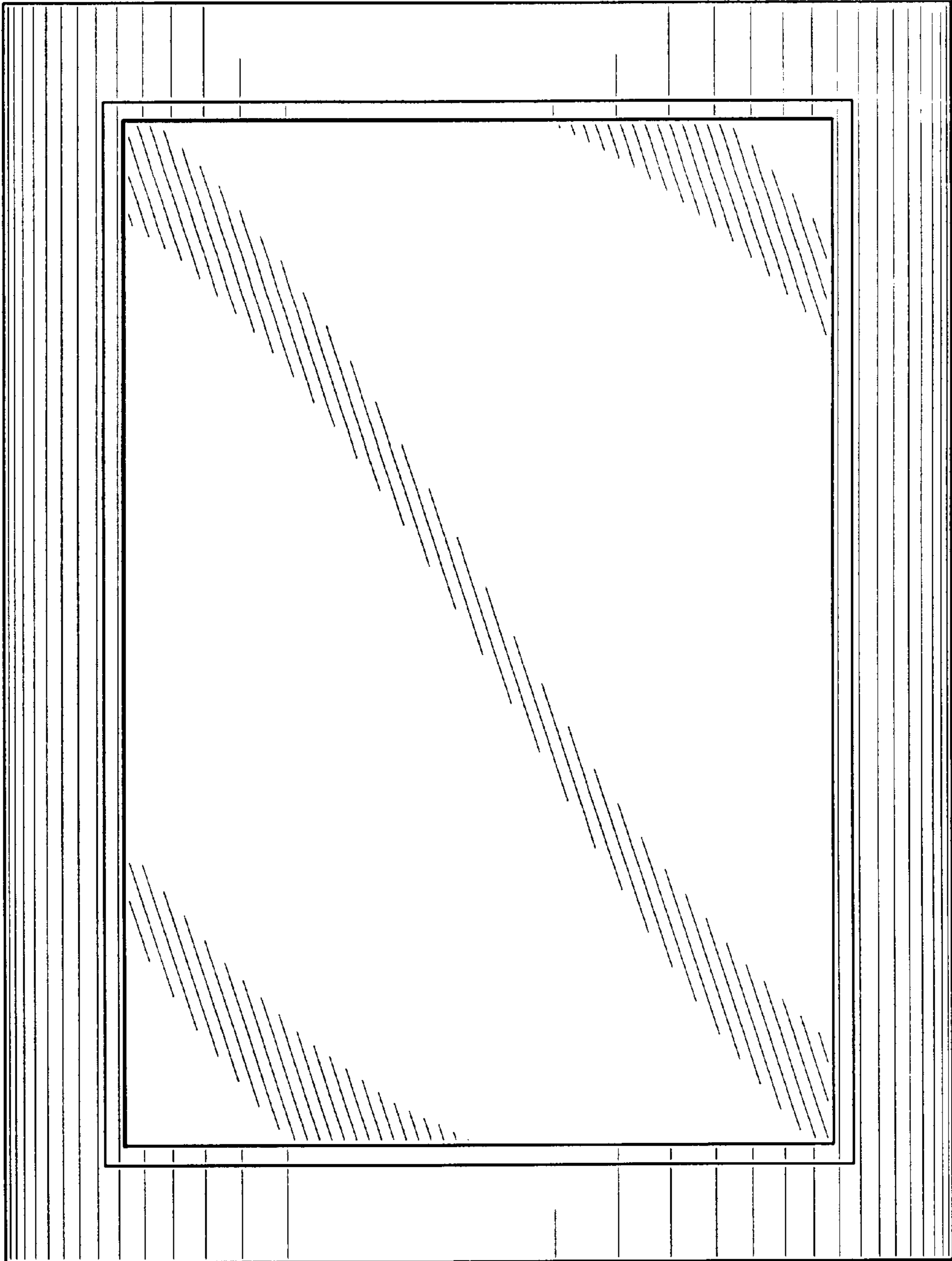


FIG. 2

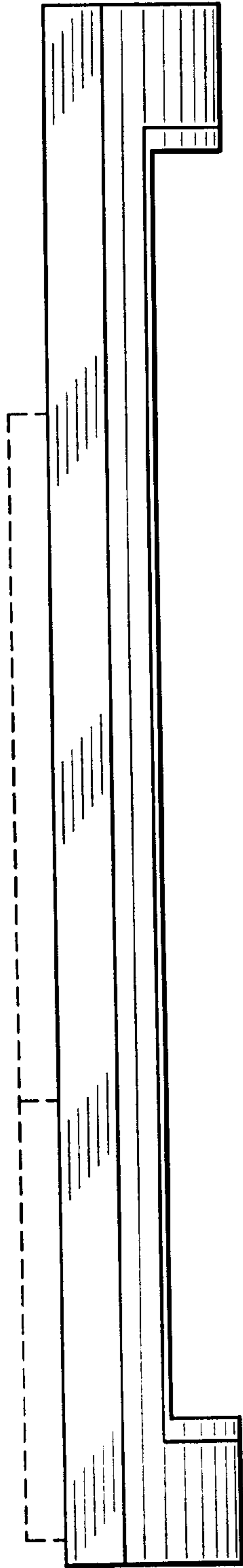


FIG. 3

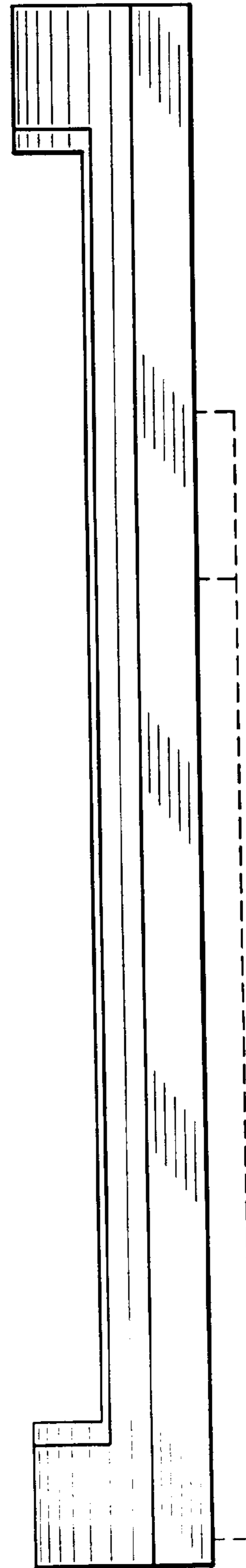


FIG. 4

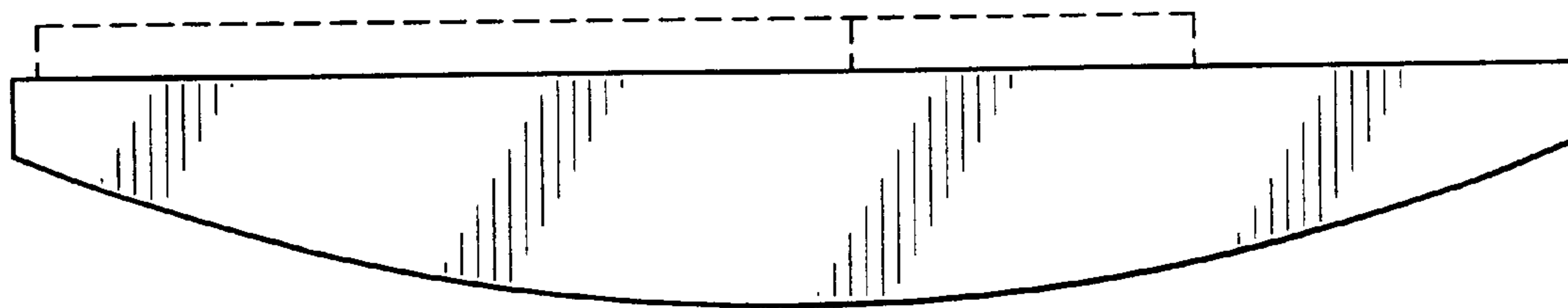


FIG. 5

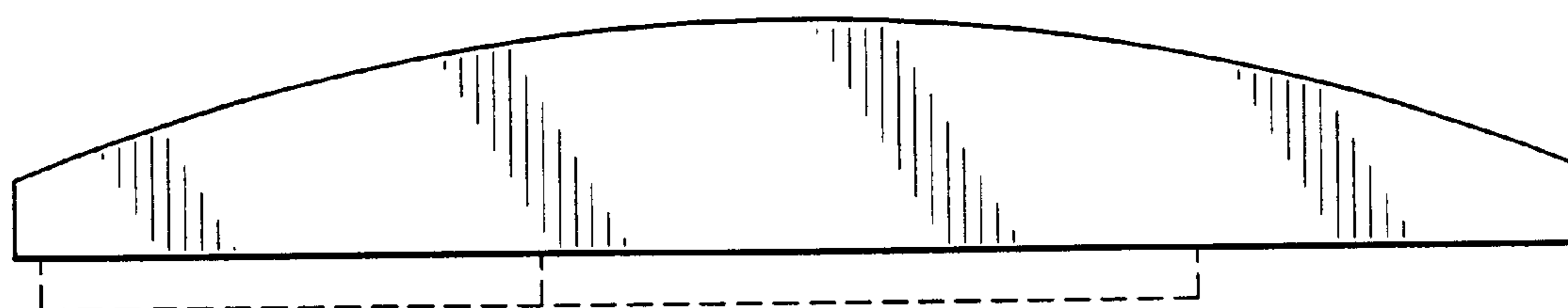


FIG. 6

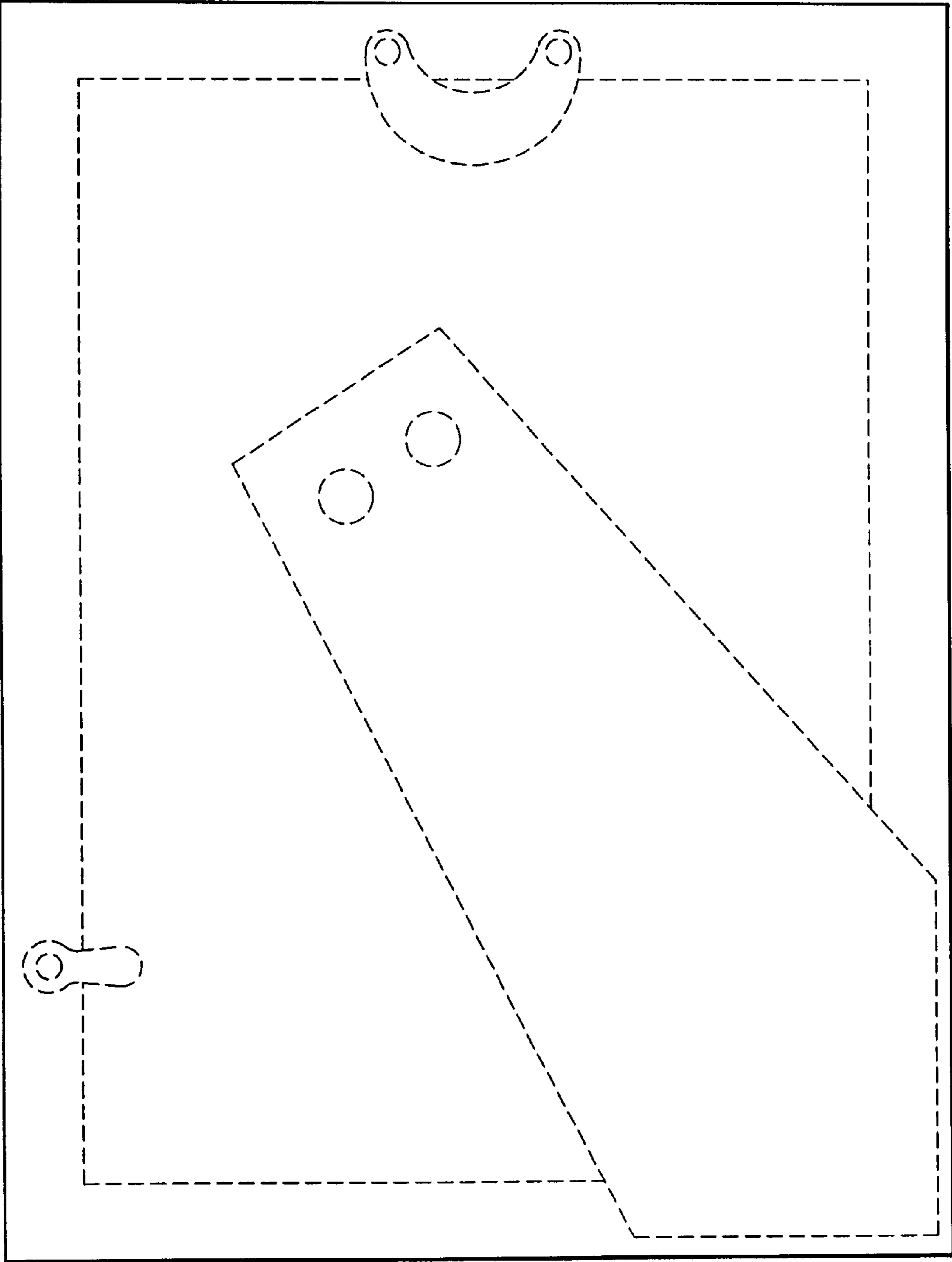


FIG. 7