



US00D527179S

(12) **United States Design Patent**  
**Raile**

(10) **Patent No.:** **US D527,179 S**

(45) **Date of Patent:** **\*\* \*Aug. 29, 2006**

(54) **EYEGLASS CASE**

(75) Inventor: **Bruce Raile**, Park City, UT (US)

(73) Assignee: **Sun Optics, Inc.**, Salt Lake City, UT (US)

(\*) Notice: This patent is subject to a terminal disclaimer.

(\*\*) Term: **14 Years**

(21) Appl. No.: **29/221,501**

(22) Filed: **Jan. 17, 2005**

**Related U.S. Application Data**

(63) Continuation of application No. 29/205,822, filed on May 20, 2004.

(51) **LOC (8) Cl.** ..... **03-01**

(52) **U.S. Cl.** ..... **D3/265; D3/263**

(58) **Field of Classification Search** ..... D3/263, D3/265, 268; 206/5, 6, 203.5; 351/63; 220/326  
See application file for complete search history.

(56) **References Cited**

**U.S. PATENT DOCUMENTS**

246,460 A	*	8/1881	Chase	.....	206/6
1,092,156 A		4/1914	Mathis		
2,606,708 A		8/1952	Irvan		
2,713,947 A		7/1955	Foster		
2,735,597 A		2/1956	Treleven		
2,747,760 A		5/1956	Jacobson		
2,809,766 A	*	10/1957	Anderson	.....	220/326
2,816,666 A		12/1957	Nadel		
RE24,571 E		11/1958	Nadel		
2,936,897 A		5/1960	Bloch		
2,966,271 A		12/1960	Nadel		
3,333,709 A		8/1967	Leblanc et al.		
D208,469 S		9/1967	Parker		
3,357,568 A		12/1967	Leblanc et al.		
3,593,856 A		7/1971	Zander		
3,817,392 A		6/1974	Bloch		
3,857,482 A		12/1974	Shelton		

3,866,800 A	2/1975	Schmitt	
4,000,810 A	1/1977	Leblanc	
4,204,602 A	5/1980	Dunchock	
D267,992 S	2/1983	Shelton	
D275,160 S	8/1984	Shelton	
D275,161 S	8/1984	Shelton	
4,572,366 A	2/1986	Carson	
4,614,272 A	9/1986	Shelton et al.	
D286,462 S	* 11/1986	Sender et al.	..... D3/265
4,715,575 A	12/1987	Kamerer	
4,733,775 A	3/1988	Fireman	
4,744,461 A	5/1988	Lapham	
5,141,117 A	8/1992	Olsen et al.	
D339,913 S	* 10/1993	Reed	..... D3/265
5,423,419 A	6/1995	Wentz et al.	
5,501,321 A	3/1996	Liu	

(Continued)

**FOREIGN PATENT DOCUMENTS**

DE 3815889 11/1989

*Primary Examiner*—Celia A. Murphy

(74) *Attorney, Agent, or Firm*—Workman-Nydegger

(57) **CLAIM**

The ornamental design for an eyeglass case, as shown and described.

**DESCRIPTION**

FIG. 1 is a perspective view of an eyeglass case, showing my new design;

FIG. 2 is a front elevational view of the eyeglass case as shown in FIG. 1, with the back elevational view being a mirror image thereof;

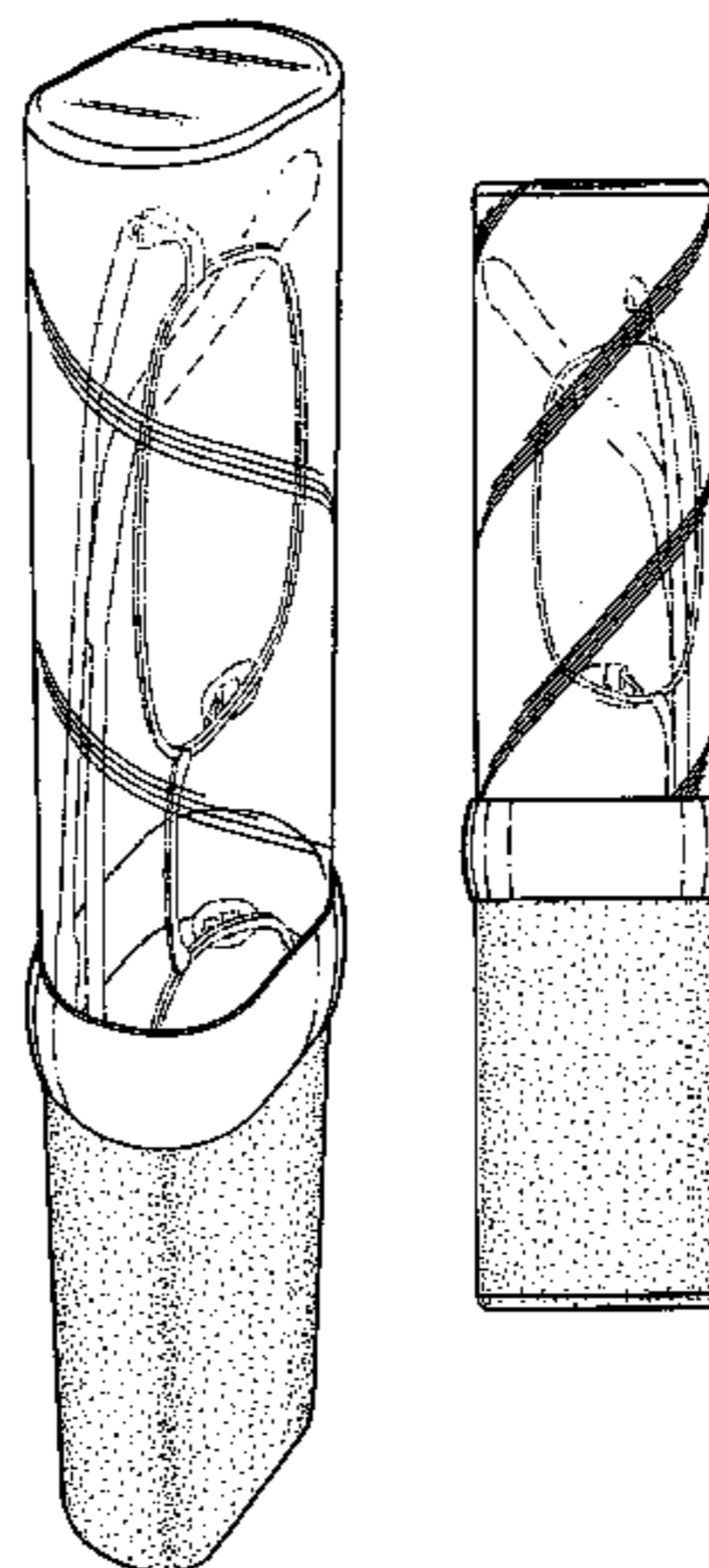
FIG. 3 is a right side elevational view of the eyeglass case shown in FIG. 1, with the left side view being a mirror image thereof;

FIG. 4 is a top plan view of the eyeglass case shown in FIG. 1; and,

FIG. 5 is a bottom plan view of the eyeglass case as shown in FIG. 1.

The broken lines are for illustrative purposes only and form no part of the claimed design.

**1 Claim, 2 Drawing Sheets**



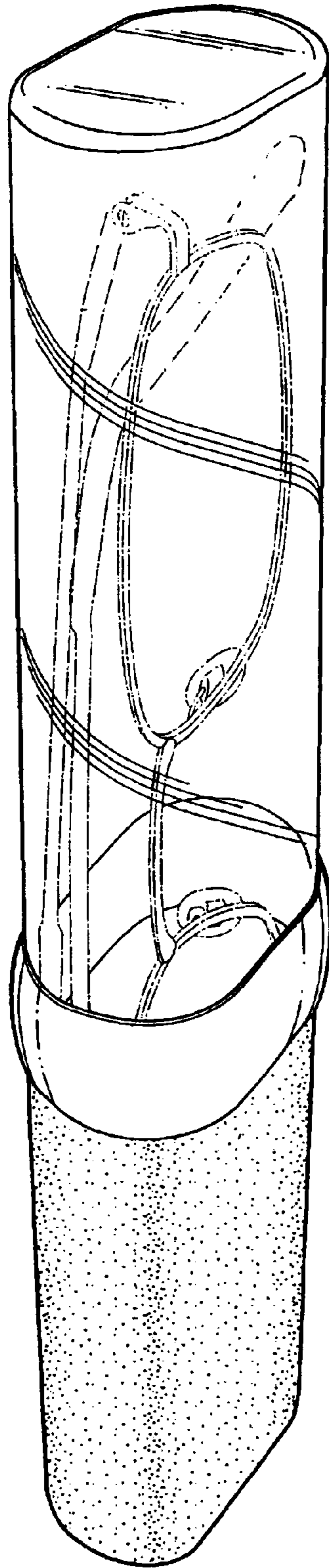
# US D527,179 S

Page 2


## U.S. PATENT DOCUMENTS

D369,466 S	5/1996	Jannard et al.	
5,568,872 A	10/1996	Hinnant, Sr.	
D400,009 S	* 10/1998	Conway	D3/265
5,899,371 A	* 5/1999	Weliver	224/245
5,929,967 A	7/1999	Conner	
5,949,515 A	9/1999	Hoshino	
D422,139 S	* 4/2000	Meikle	D3/268
D425,299 S	* 5/2000	Charbonneau	D3/265
6,102,541 A	* 8/2000	Kuo	351/63
D432,784 S	* 10/2000	Conway	D3/203.5
D432,786 S	* 10/2000	Rogers	D3/265
D434,560 S	* 12/2000	Chao	D3/265
D436,434 S	* 1/2001	Conway	D3/203.5
D436,725 S	* 1/2001	Rogers	D3/265
6,170,651 B1	* 1/2001	Taormina	206/5
D437,112 S	* 2/2001	Toffoli	D3/219
6,206,217 B1	* 3/2001	Chiang	220/8
D439,738 S	* 4/2001	McCormack	D3/265
D441,953 S	* 5/2001	Ben Moshe	D3/265
D446,389 S	* 8/2001	Zhou	D3/265
6,273,246 B1	* 8/2001	Marciano	206/301
D454,686 S	* 3/2002	McCormack	D3/265
6,382,407 B1	* 5/2002	Chao	206/5
6,415,915 B1	7/2002	Grossman	
D467,421 S	* 12/2002	Chao	D3/265
6,491,158 B1	* 12/2002	Chen	206/5
6,626,287 B1	9/2003	Watson	
D483,944 S	* 12/2003	Conner	D3/265
6,789,664 B1	9/2004	Chao	
6,851,552 B1	* 2/2005	Chao	206/5
6,929,116 B1	* 8/2005	Chao et al.	206/5
2002/0157968 A1	* 10/2002	Chen	206/5
2003/0111361 A1	6/2003	Fischer et al.	
2005/0155872 A1	* 7/2005	Cheng	206/6

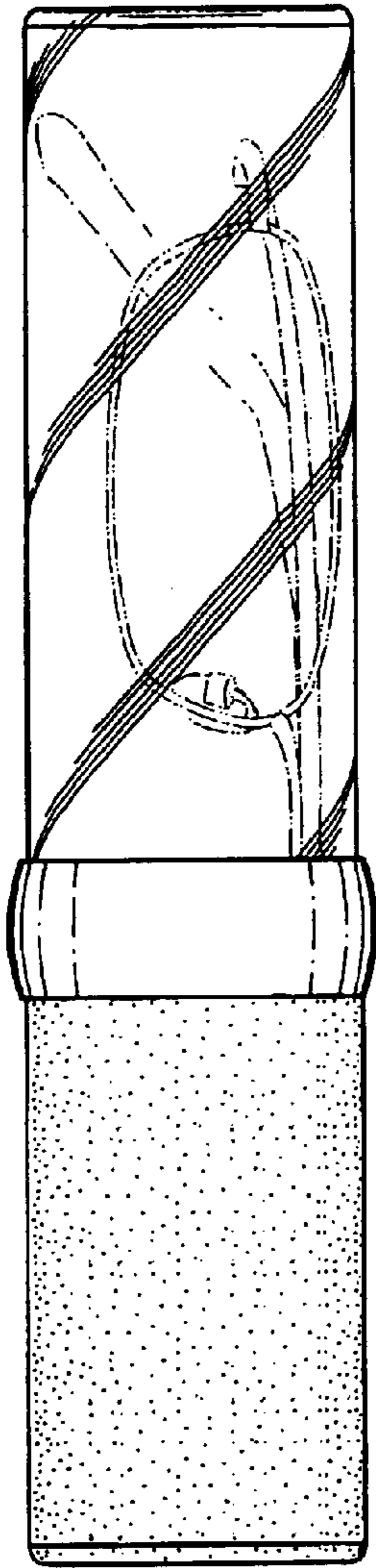
\* cited by examiner




**Fig. 1**



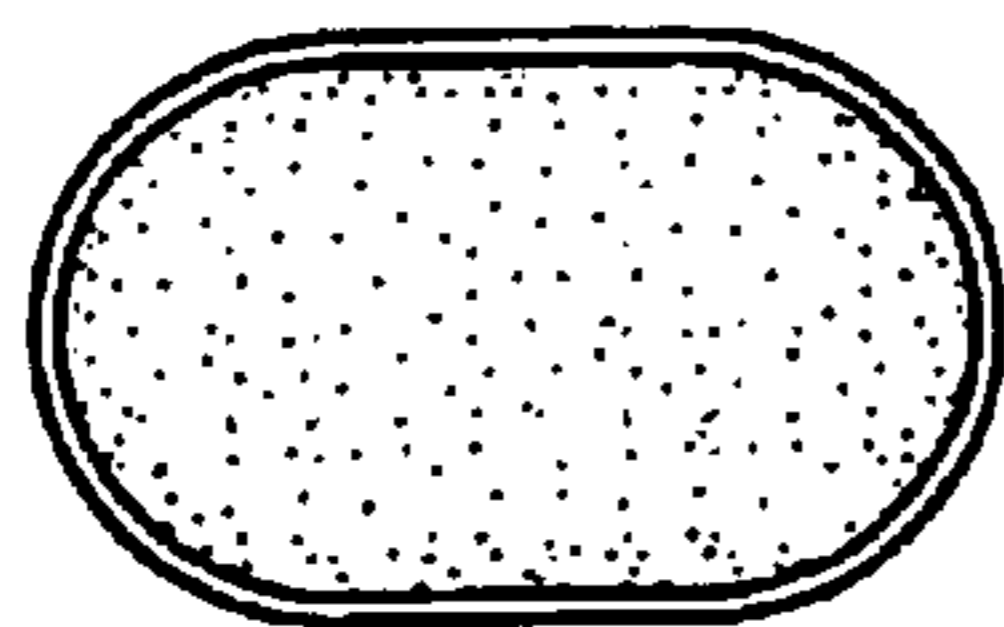
**Fig. 4**



**Fig. 2**



**Fig. 3**



**Fig. 5**