



US00D527178S

(12) **United States Design Patent**
Handelman et al.

(10) **Patent No.:** **US D527,178 S**

(45) **Date of Patent:** **** Aug. 29, 2006**

(54) **BOWLING BALL CARRIER**

(75) Inventors: **Bradley Handelman**, Glencoe, IL (US); **Michael Stout**, Glen Ellyn, IL (US)

(73) Assignee: **Strikeforce Bowling LLC**, Cicero, IL (US)

(**) Term: **14 Years**

(21) Appl. No.: **29/217,718**

(22) Filed: **Nov. 22, 2004**

(51) **LOC (8) Cl.** **03-01**

(52) **U.S. Cl.** **D3/258; D3/904**

(58) **Field of Classification Search** D3/254, D3/257-258, 904; D21/785; 206/315.9, 315.11; 224/919; 294/150

See application file for complete search history.

(56) **References Cited**

U.S. PATENT DOCUMENTS

119,930	A	*	10/1871	Adams	192/224
4,066,156	A		1/1978	Basile		
4,095,636	A		6/1978	Urion et al.		
D249,492	S		9/1978	Morley		
D249,662	S		9/1978	Morley		

(Continued)

OTHER PUBLICATIONS

3 New SeeSaws (Bowling Ball Carriers), viewed at ebay. Downloaded Nov. 21, 2005 at <http://cgi.ebay.com/ws/ eBayISAPI.dll?ViewItem&item=7187309999&category=2905>.*

#seesaw Bowling Ball Denim Ball Carrier, viewed at PocketWatcher. Downloaded Nov. 21, 2005 at <http://pocket-watcher.zoovy.com/product/SEESAW?META=froggle-SEESAW>.*

“Columbia 300” Bag Catalog 2004-2005 (20 pages).
“Bowl To Win” Ebonite 2004-2005 Bag Catalog (16 pages).

Primary Examiner—Gary D. Watson

Assistant Examiner—RoseLynne Ulm

(74) *Attorney, Agent, or Firm*—Michael P. Mazza, LLC

(57) **CLAIM**

The ornamental design for a bowling ball carrier, as shown and described.

DESCRIPTION

FIG. 1 is a front and top perspective view of a bowling ball carrier of the present invention;

FIG. 2 is a top plan view of the carrier shown in FIG. 1, in which the interior of the front pouch is shown;

FIG. 3 is a front elevation view of the carrier shown in FIG. 1;

FIG. 4 is a bottom plan view of the carrier shown in FIG. 1, in which the exterior of the front pouch is shown;

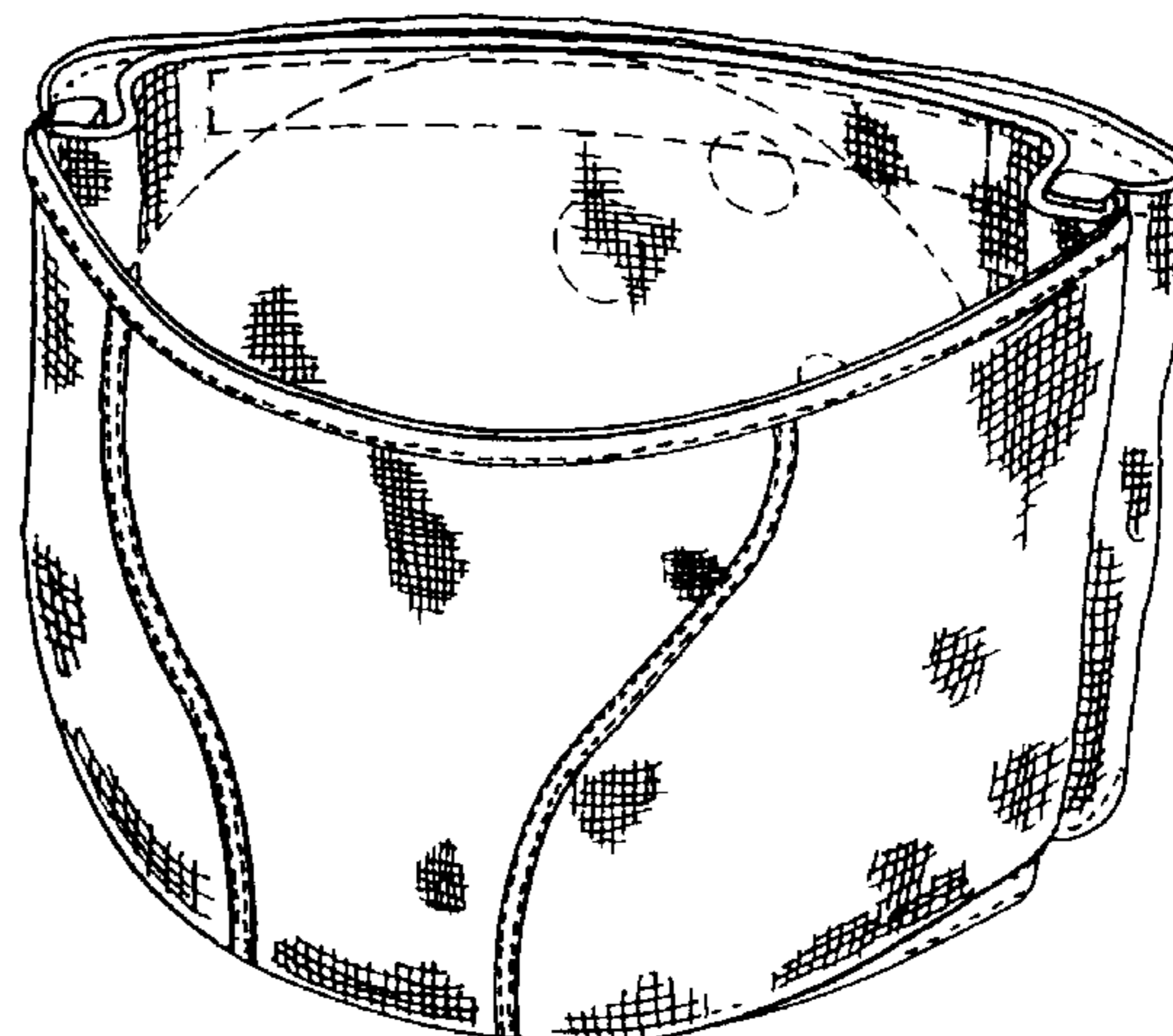
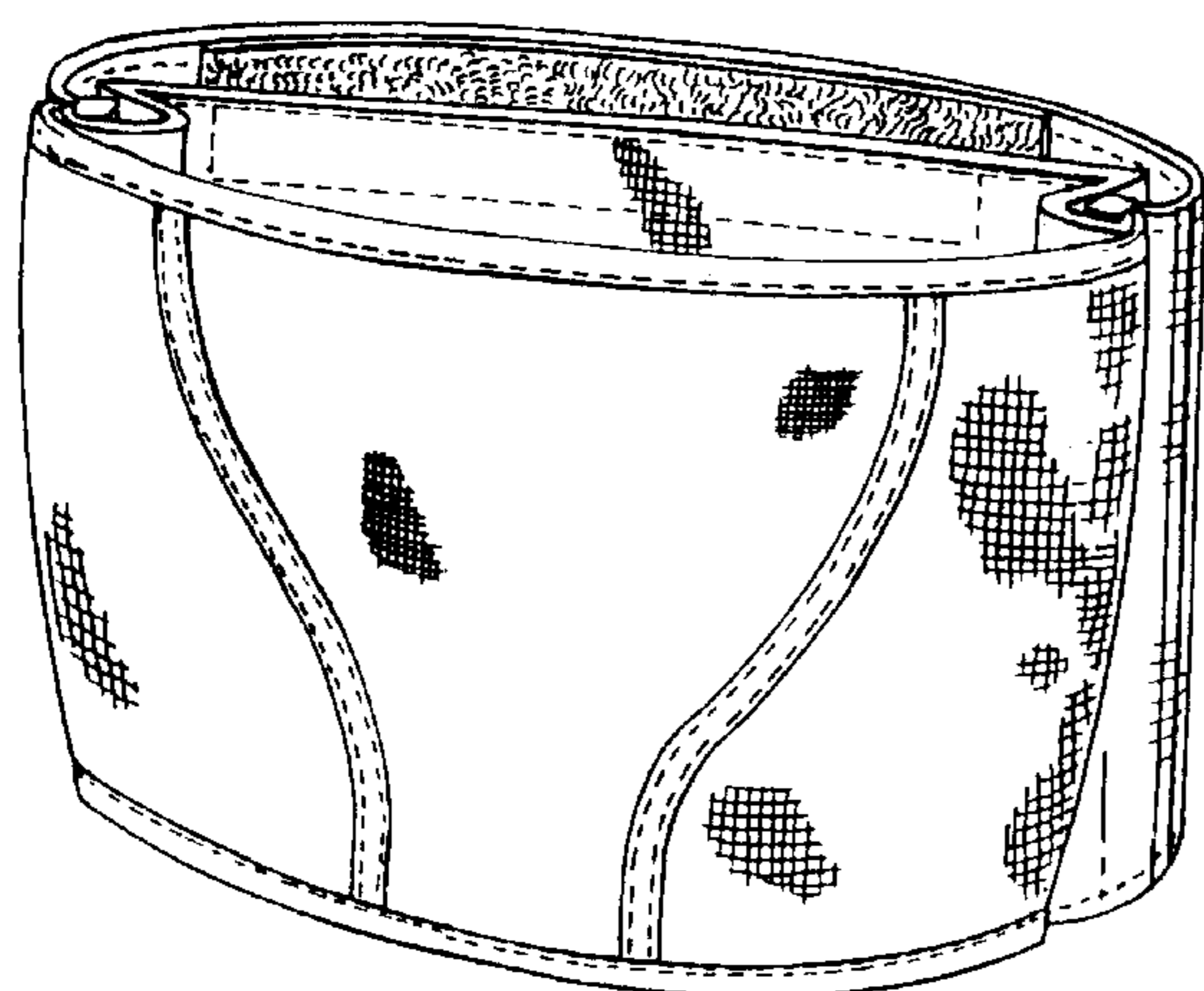
FIG. 5 is a left side plan view of the carrier shown in FIG. 1;

FIG. 6 is a rear elevation view of the carrier shown in FIG. 1;

FIG. 7 is a front and top perspective view of the carrier shown in FIG. 1, with a bowling ball, shown in dotted lines for illustrative purposes only and not forming a part of the claimed design, secured in the pouch; and,

FIG. 8 is a top plan view of the carrier shown in FIG. 7, with the bowling ball in broken line form for illustrative purposes only.

1 Claim, 6 Drawing Sheets



US D527,178 S

Page 2

U.S. PATENT DOCUMENTS

4,166,530	A	9/1979	Robinson						
4,220,343	A	9/1980	Robinson						
4,305,584	A	* 12/1981	Leehan	473/127				
4,311,223	A	1/1982	Stein						
D270,302	S	8/1983	Starzec						
D281,112	S	10/1985	Nichols						
4,553,667	A	11/1985	Hudson et al.						
D282,787	S	2/1986	Nichols						
5,074,571	A	12/1991	Reese						
5,135,275	A	8/1992	Kettelson						
5,145,229	A	9/1992	Metzger						
5,238,162	A	*	8/1993	LaCivita	224/250			
D339,679	S	*	9/1993	Poulin	D3/258			
D349,401	S		8/1994	Carrillo					
5,791,469	A		8/1998	Be					
5,931,483	A		8/1999	Haynes					
6,099,023	A		8/2000	Be					
6,109,627	A		8/2000	Be					
D484,343	S		12/2003	Plesnicar					
2003/0201655	A1	*	10/2003	Zellmer	294/150			
2005/0230277	A1	*	10/2005	Witherspoon	206/315.9			

* cited by examiner

FIG. 1

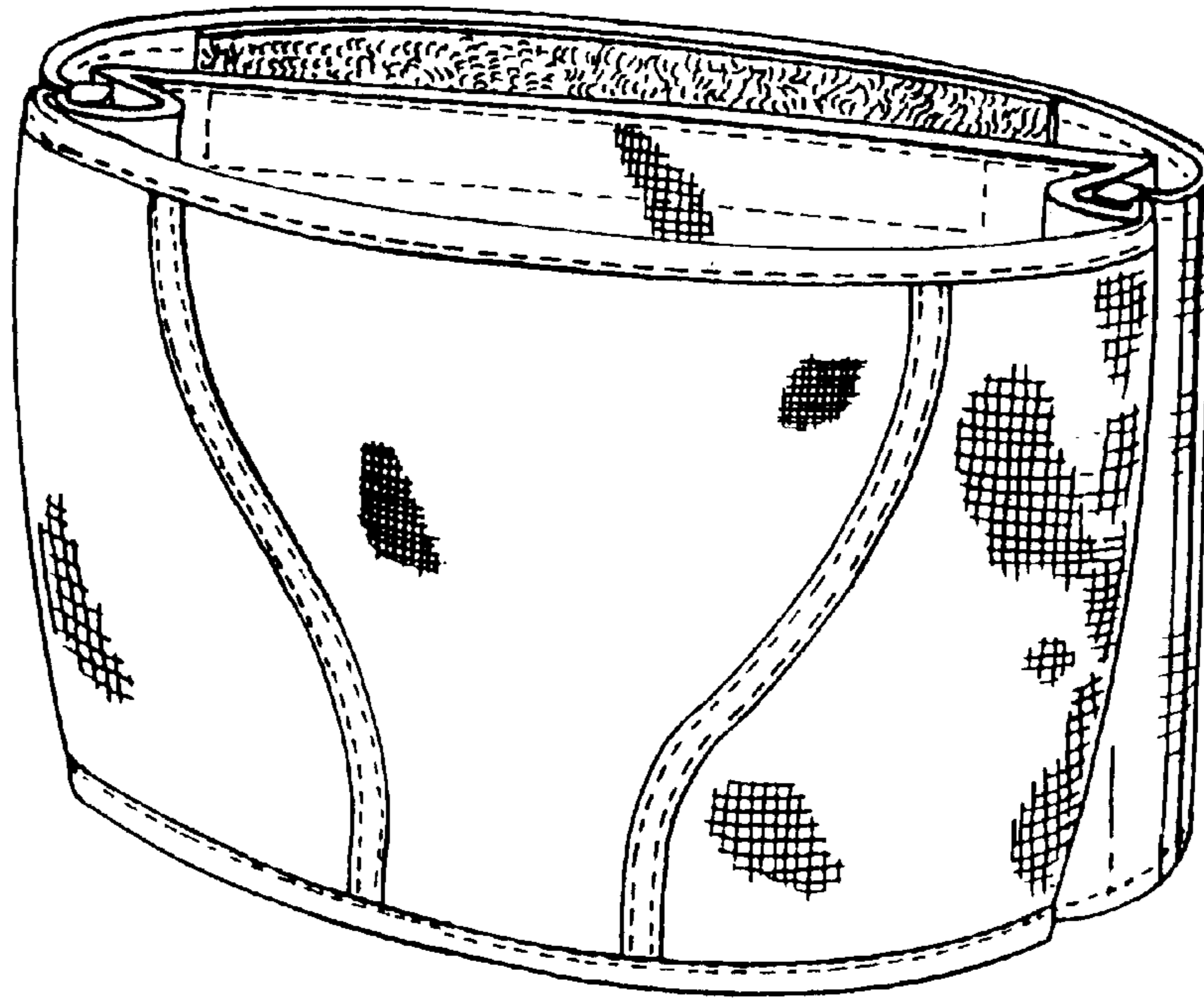


FIG. 2

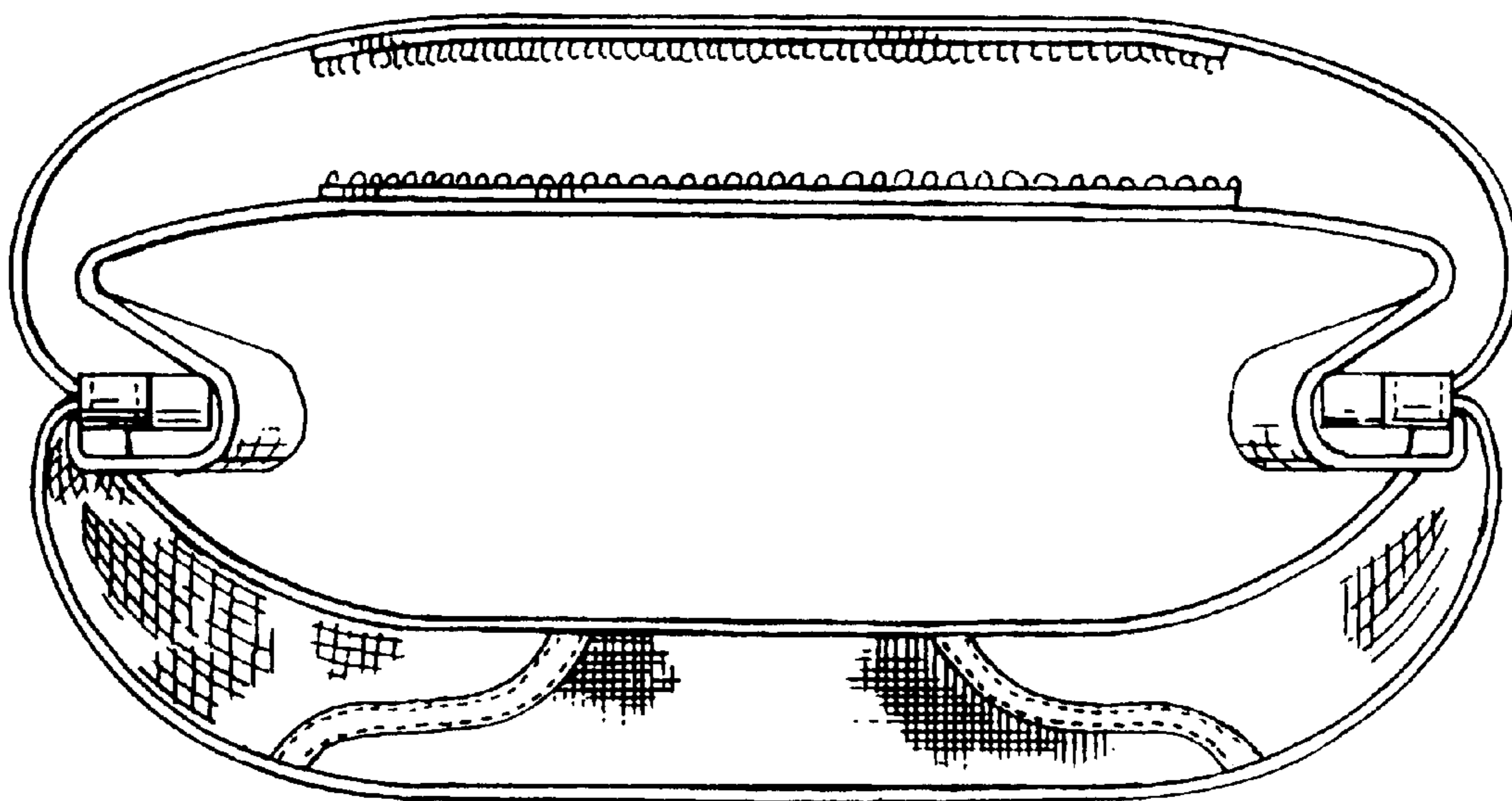


FIG. 3

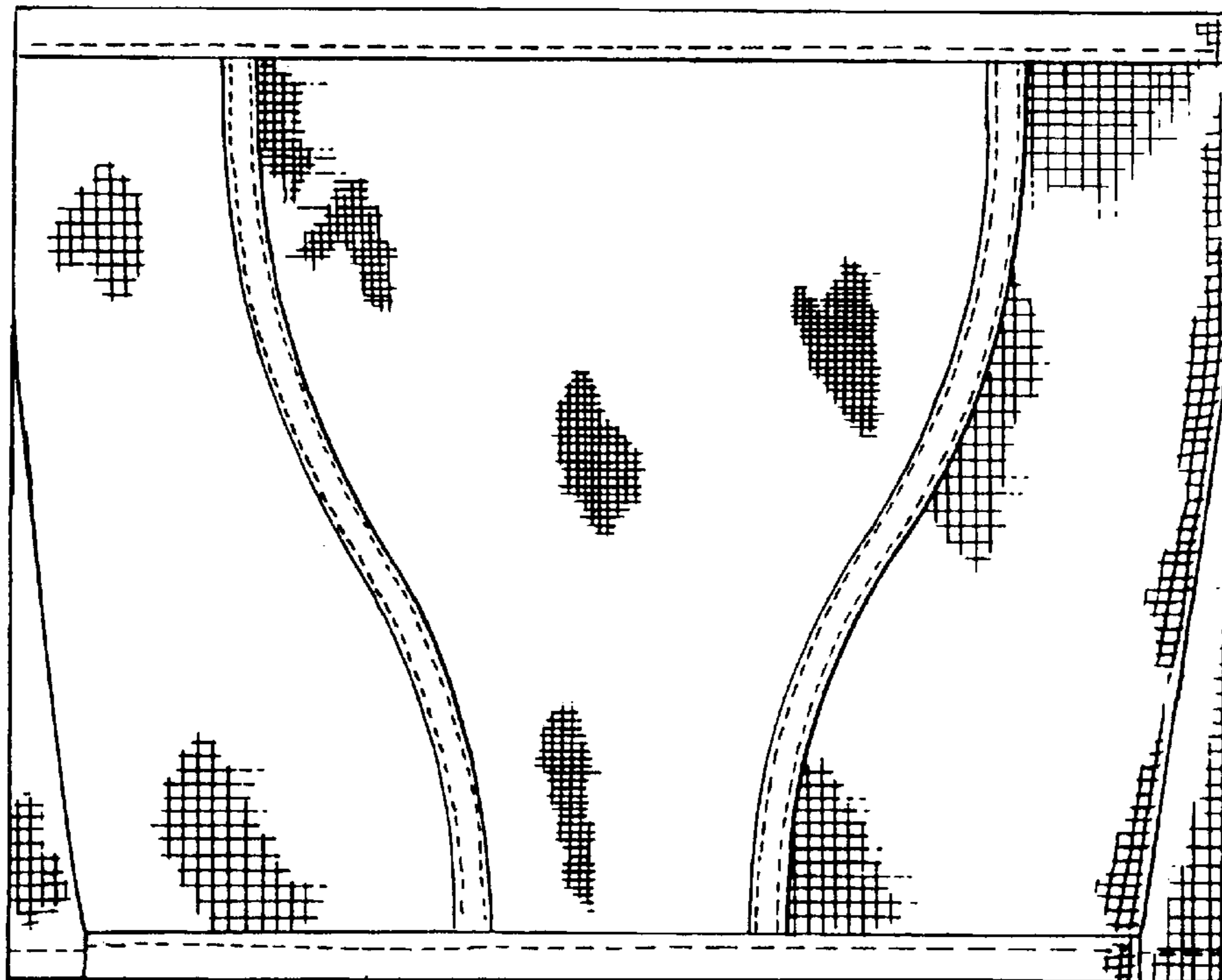


FIG. 4

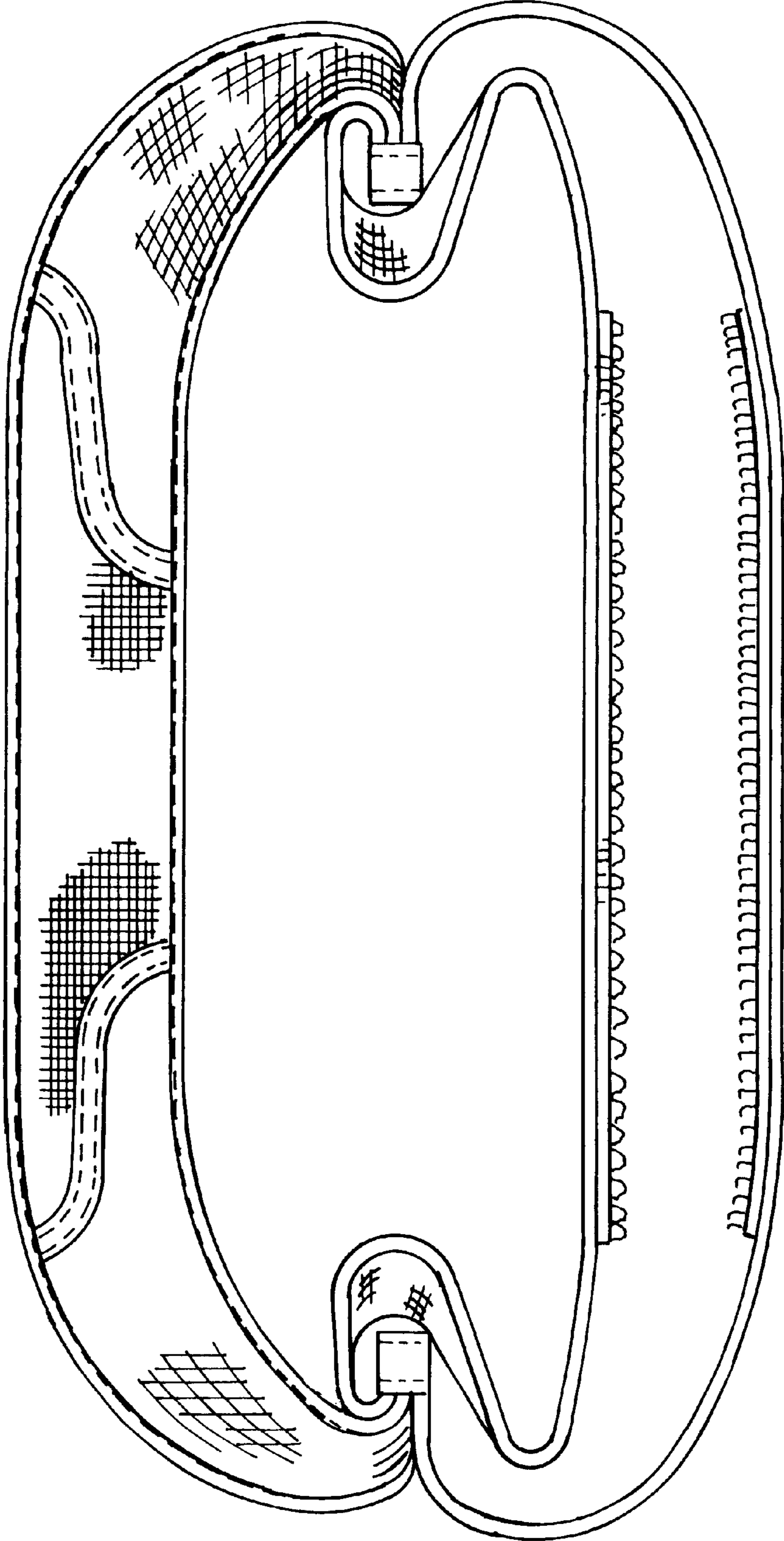


FIG. 5




FIG. 6

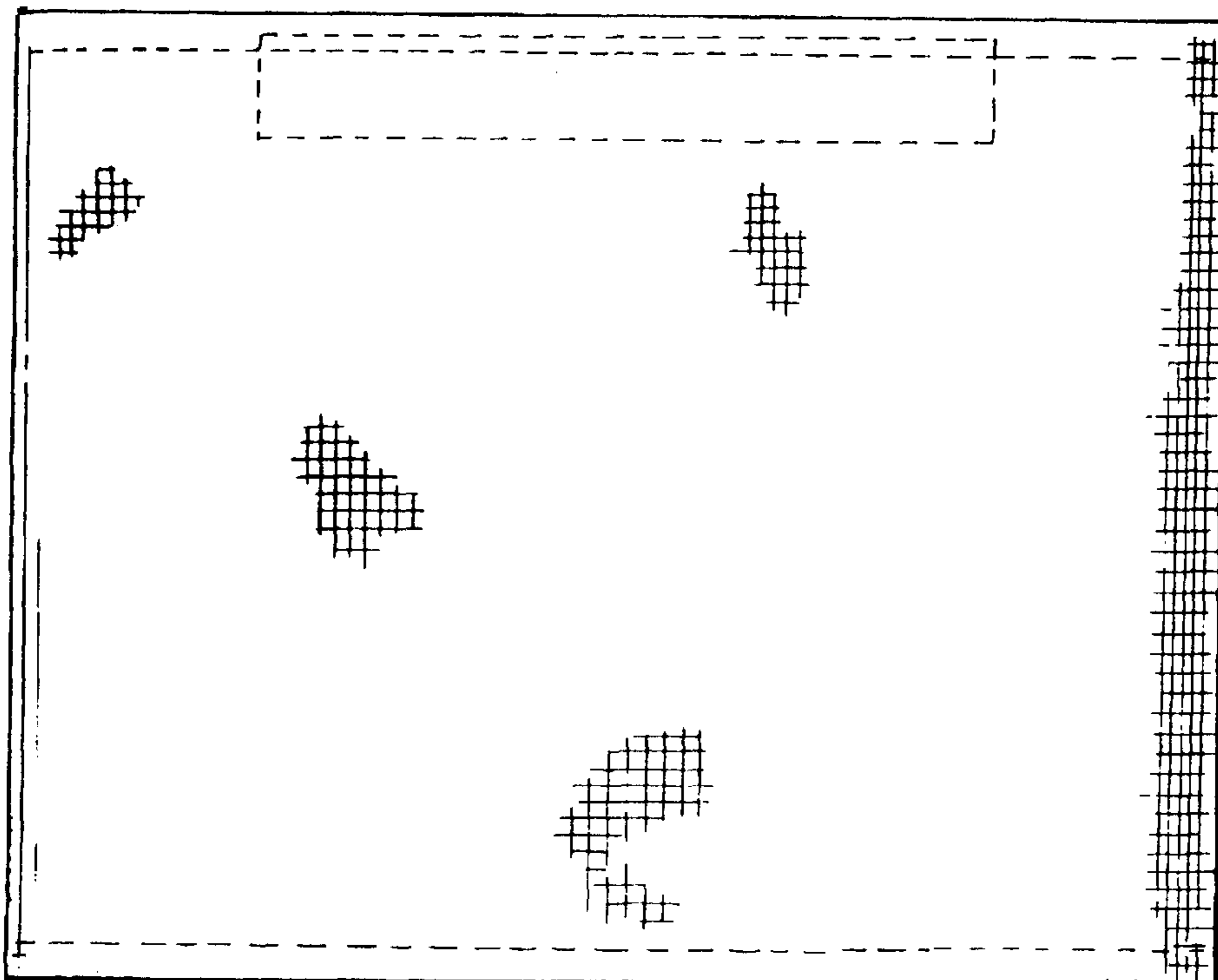


FIG. 7

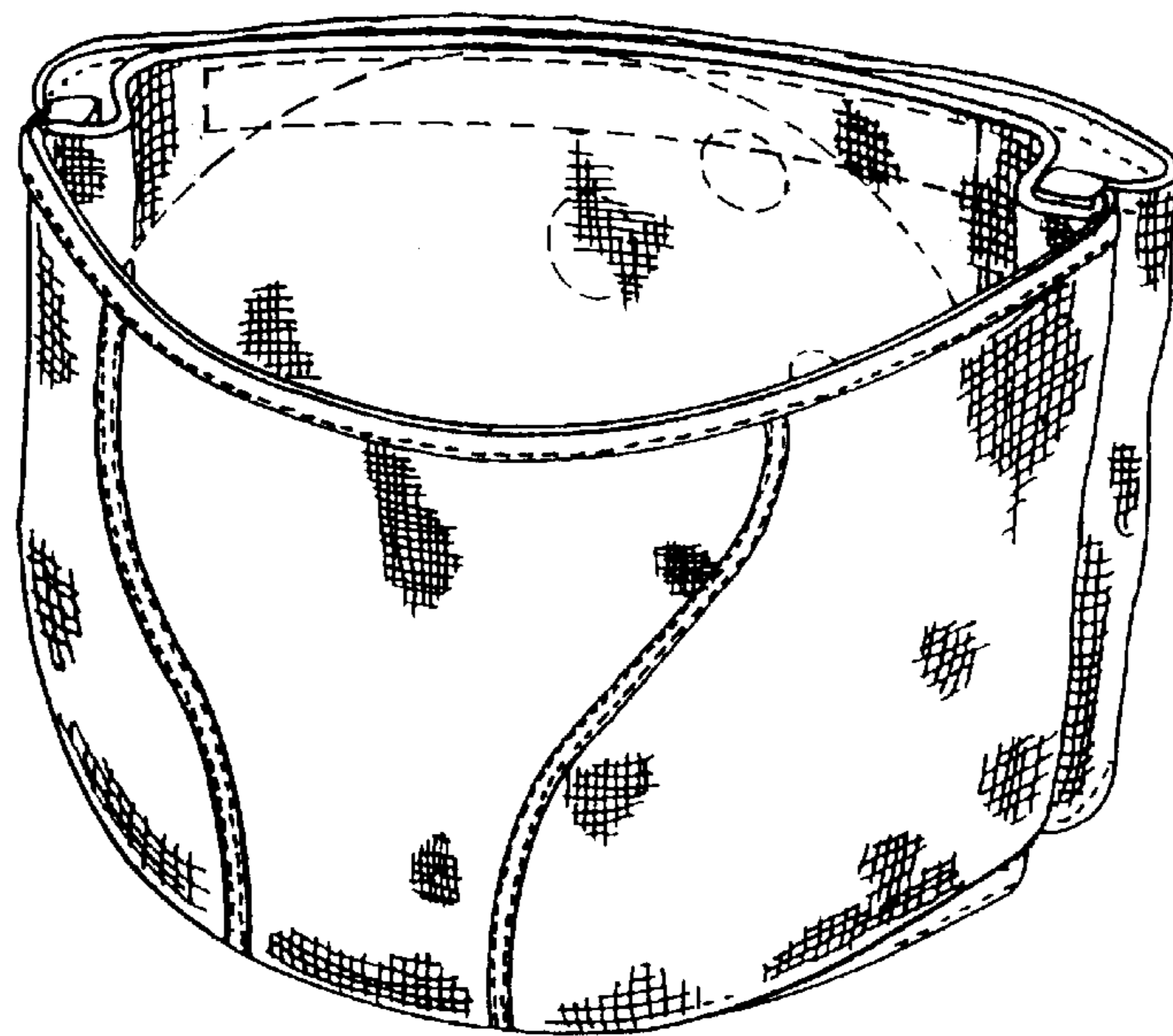


FIG. 8

