



US00D527173S

(12) **United States Design Patent**
Stryjak

(10) **Patent No.:** **US D527,173 S**

(45) **Date of Patent:** **** Aug. 29, 2006**

(54) **FOOTWEAR**

(75) Inventor: **Pascal Stryjak**, Saint-Eusebe (FR)

(73) Assignee: **Salomon S.A.**, Metz-Tessy (FR)

(**) Term: **14 Years**

(21) Appl. No.: **29/225,366**

(22) Filed: **Mar. 16, 2005**

(30) **Foreign Application Priority Data**

Nov. 17, 2004 (EM) 000255252

(51) **LOC (8) Cl.** **02-04**

(52) **U.S. Cl.** **D2/972**

(58) **Field of Classification Search** D2/972,
D2/904, 909, 910, 912, 969; D21/760, 762,
D21/763; 36/83, 113-115, 117.1
See application file for complete search history.

(56) **References Cited**

U.S. PATENT DOCUMENTS

D333,205 S * 2/1993 Zelenko D2/969
D344,397 S * 2/1994 Zelenko D2/972
D391,067 S * 2/1998 Hatfield D2/972

D395,943 S * 7/1998 Hewett et al. D2/969
D398,753 S * 9/1998 von Conta et al. D2/969
D426,949 S * 6/2000 Barret D2/970
D450,425 S * 11/2001 Bosse et al. D2/904
D485,670 S 1/2004 Laberge D2/672

* cited by examiner

Primary Examiner—Stella Reid

Assistant Examiner—Rashida C. McCoy

(74) *Attorney, Agent, or Firm*—Greenblum & Bernstein,
P.L.C.

(57) **CLAIM**

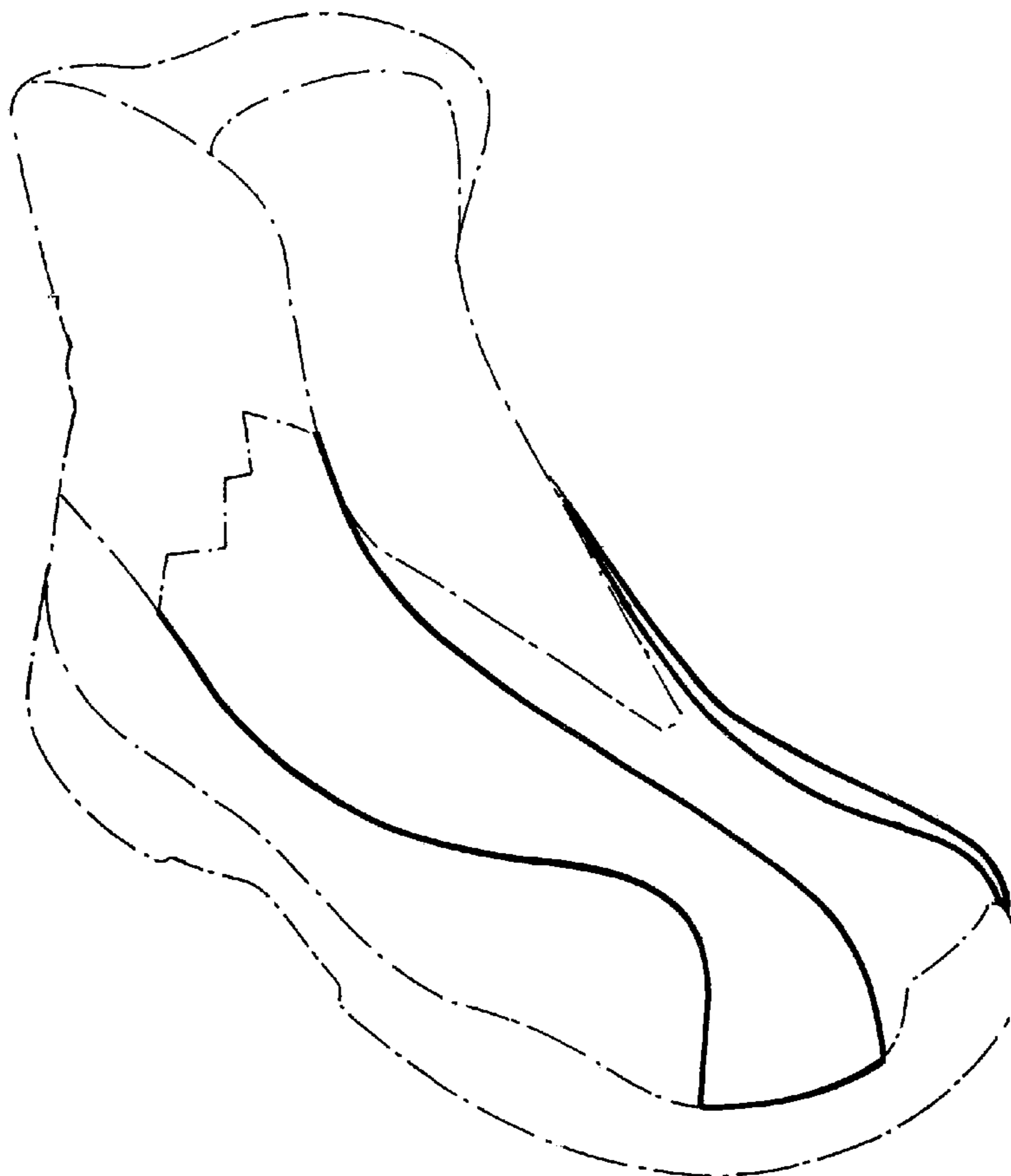
I claim the ornamental design for footwear, as shown and described.

DESCRIPTION

FIG. 1 is a perspective view of an article of footwear, showing my new design; FIG. 2 is a side view thereof; and, FIG. 3 is top view thereof.

The broken line showing in the figures is for illustrative purposes only and forms no part of the claimed design. Any surfaces, or portions of surfaces, that are not shown form no part of the claimed design.

1 Claim, 2 Drawing Sheets



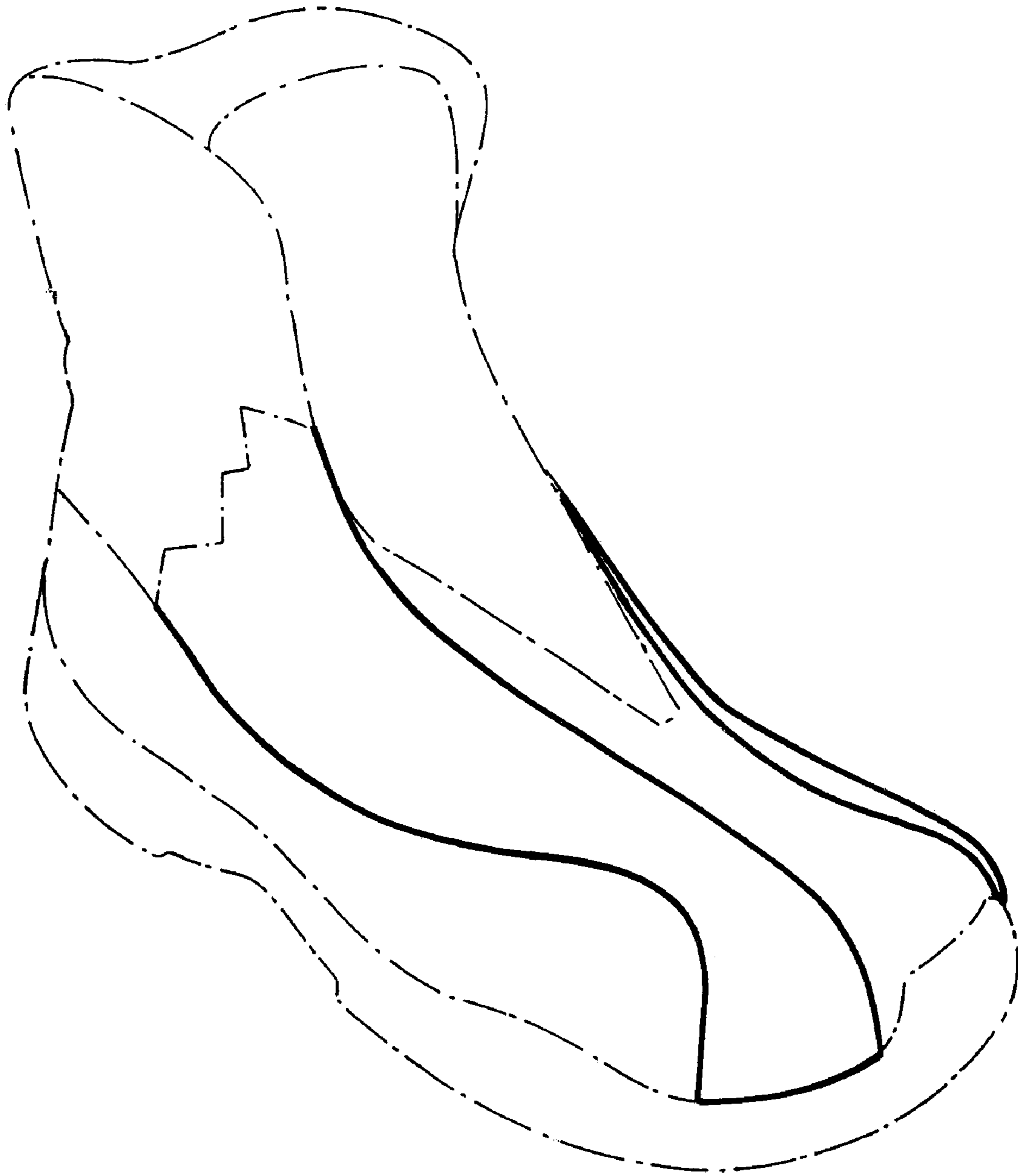


FIG. 1

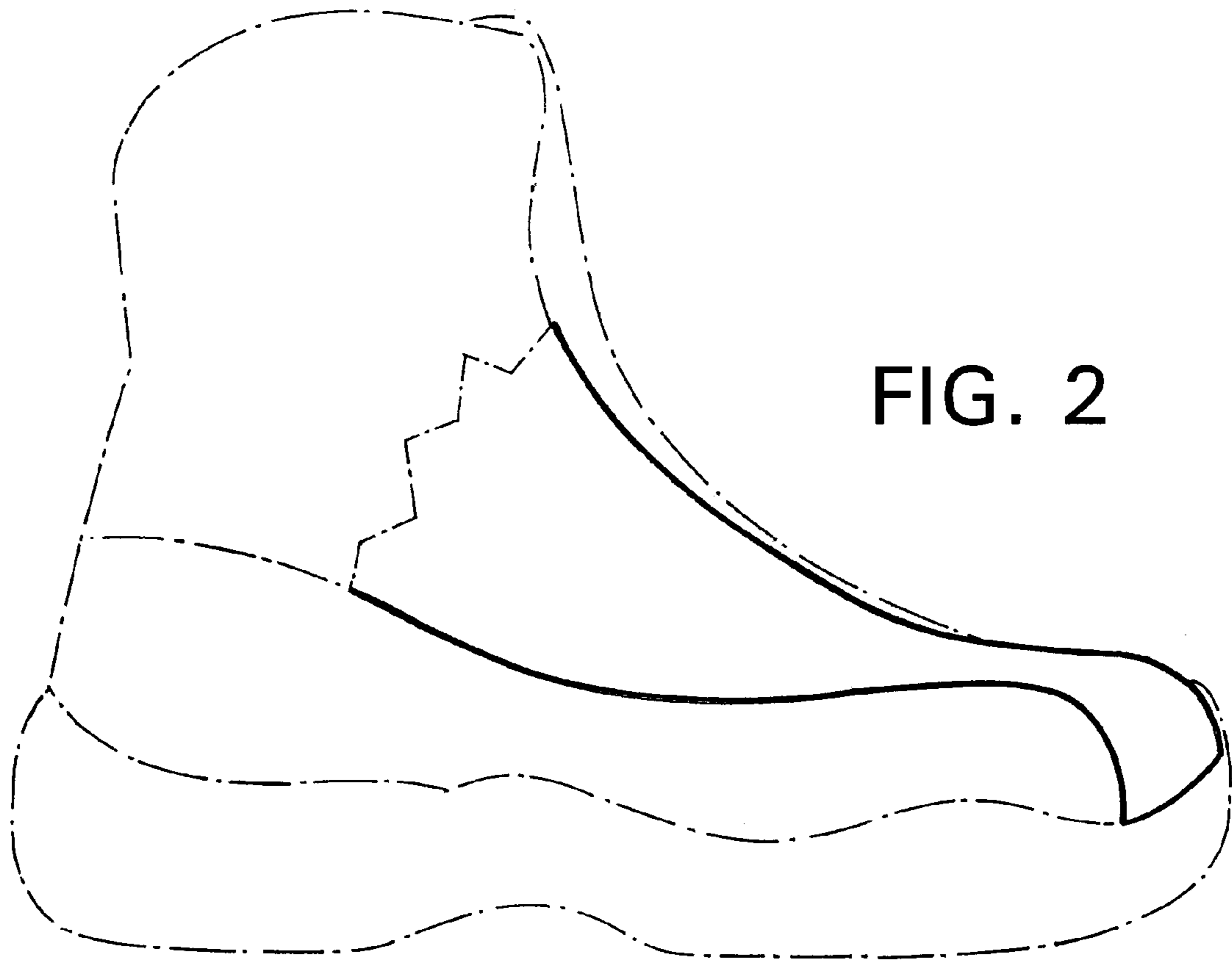


FIG. 2

FIG. 3

