



US00D527151S

(12) **United States Design Patent**  
**Jung et al.**

(10) **Patent No.:** **US D527,151 S**

(45) **Date of Patent:** **\*\* Aug. 22, 2006**

(54) **LAUNDRY DRYER**

D495,453 S \* 8/2004 Baldwin et al. .... D32/8

(75) Inventors: **Yun Tae Jung**, Seoul (KR); **Gil Su Jung**, Seoul (KR); **Young Il Kim**, Incheon (KR)

\* cited by examiner

*Primary Examiner*—Louis S. Zarfes

*Assistant Examiner*—Kathleen Sims

(73) Assignee: **LG Electronics Inc.**, Seoul (KR)

(74) *Attorney, Agent, or Firm*—Birch, Stewart, Kolasch & Birch, LLP

(\*\*) Term: **14 Years**

(57) **CLAIM**

(21) Appl. No.: **29/233,024**

The ornamental design for a laundry dryer, as shown and described.

(22) Filed: **Jun. 28, 2005**

**DESCRIPTION**

(30) **Foreign Application Priority Data**

Dec. 29, 2004 (KR) ..... 30-2004-0040606

(51) **LOC (8) Cl.** ..... **15-05**

(52) **U.S. Cl.** ..... **D32/8**

(58) **Field of Classification Search** ..... D32/5-10,  
D32/25, 1; 68/3 R, 4, 5 R, 12.02, 212, 12.08;  
34/58, 108, 130, 131-2, 417, 499, 523-4,  
34/595-7, 600, 603; 38/1 A; 312/31  
See application file for complete search history.

FIG. 1 is a perspective view of a laundry dryer showing our new design;

FIG. 2 is a front view thereof.

FIG. 2 is a rear view thereof;

FIG. 4 is a left side view thereof;

FIG. 5 is a right side view thereof;

FIG. 6 is a top plan view thereof;

FIG. 7 is a bottom plan view thereof;

FIG. 8 is a perspective view showing the state in which the control panel is located on the upper part of the present design; and,

FIG. 9 is a perspective view showing an example of the usage of the present design in which the present design is used together with a washing machine.

The broken line showing of the washing machine is for illustrative purposes only and forms no part of the claimed design.

(56) **References Cited**

**U.S. PATENT DOCUMENTS**

- D292,630 S \* 11/1987 Nagai et al. .... D32/8
- D298,873 S \* 12/1988 Erickson et al. .... D32/5
- D360,716 S \* 7/1995 Ertz et al. .... D32/8
- D444,602 S \* 7/2001 Saimen ..... D32/5
- D445,224 S \* 7/2001 Costello ..... D32/1
- D445,971 S \* 7/2001 Ueda et al. .... D32/5

**1 Claim, 8 Drawing Sheets**




FIG. 1


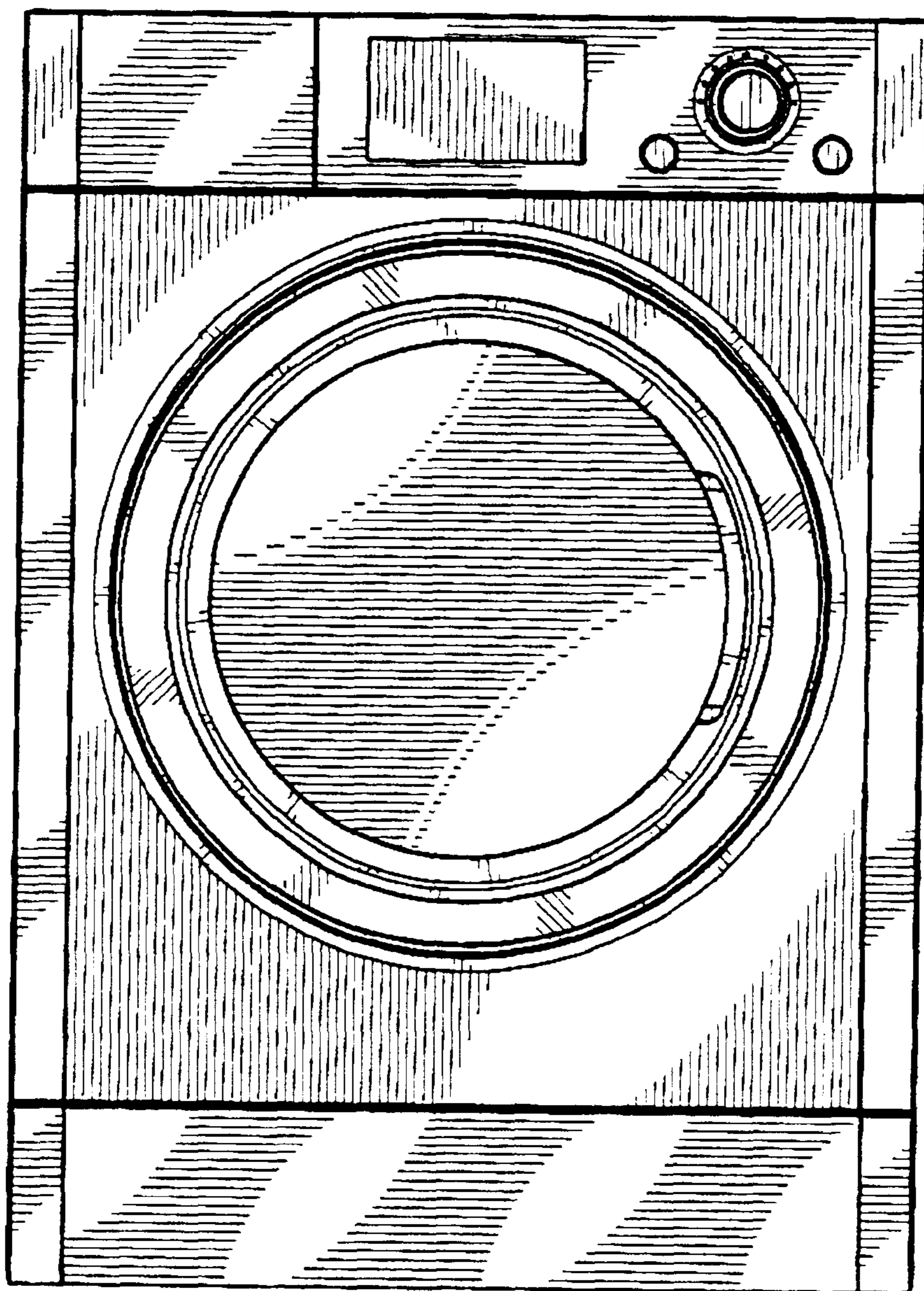


FIG. 2



**FIG. 3**

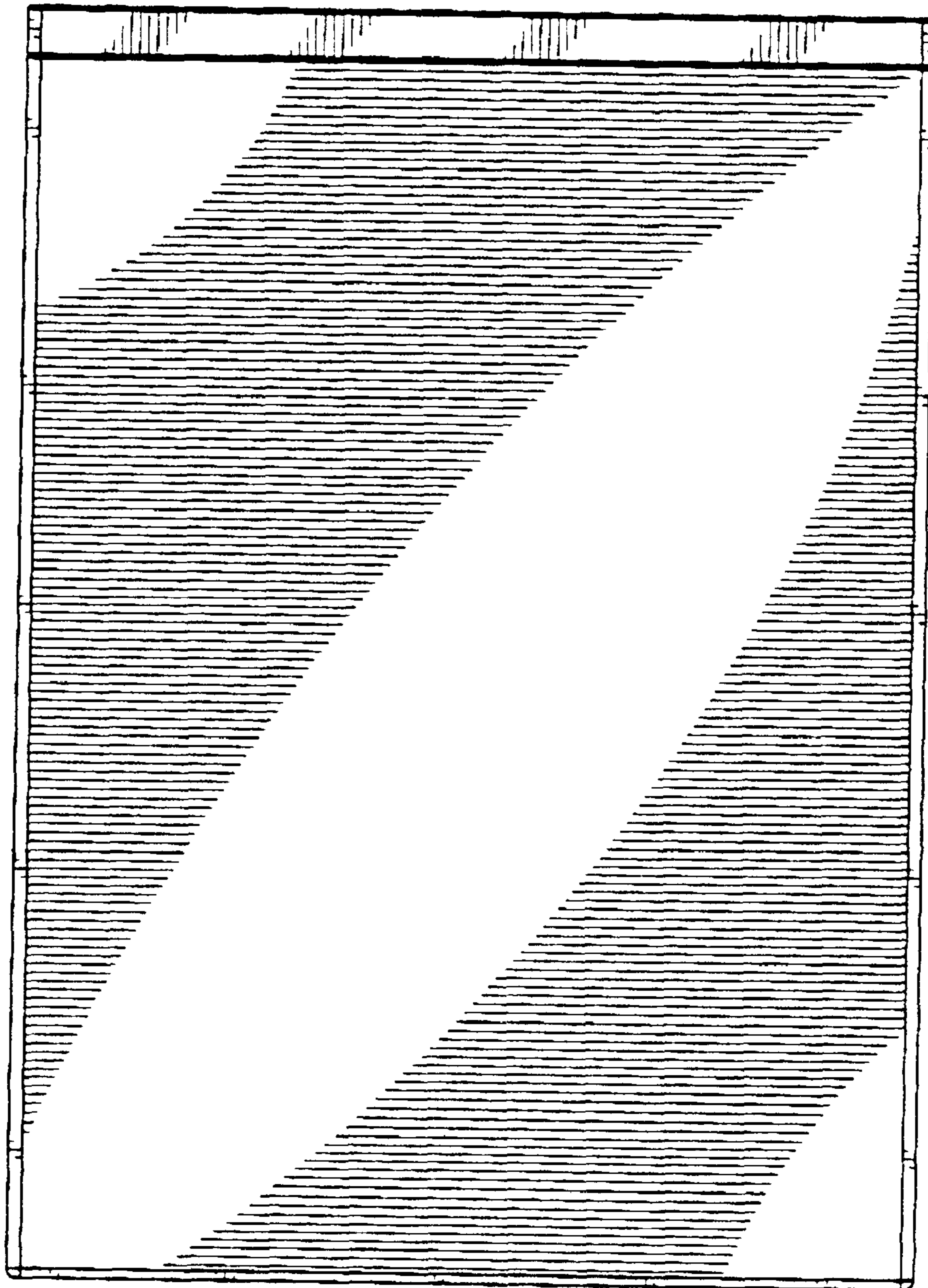


FIG. 4

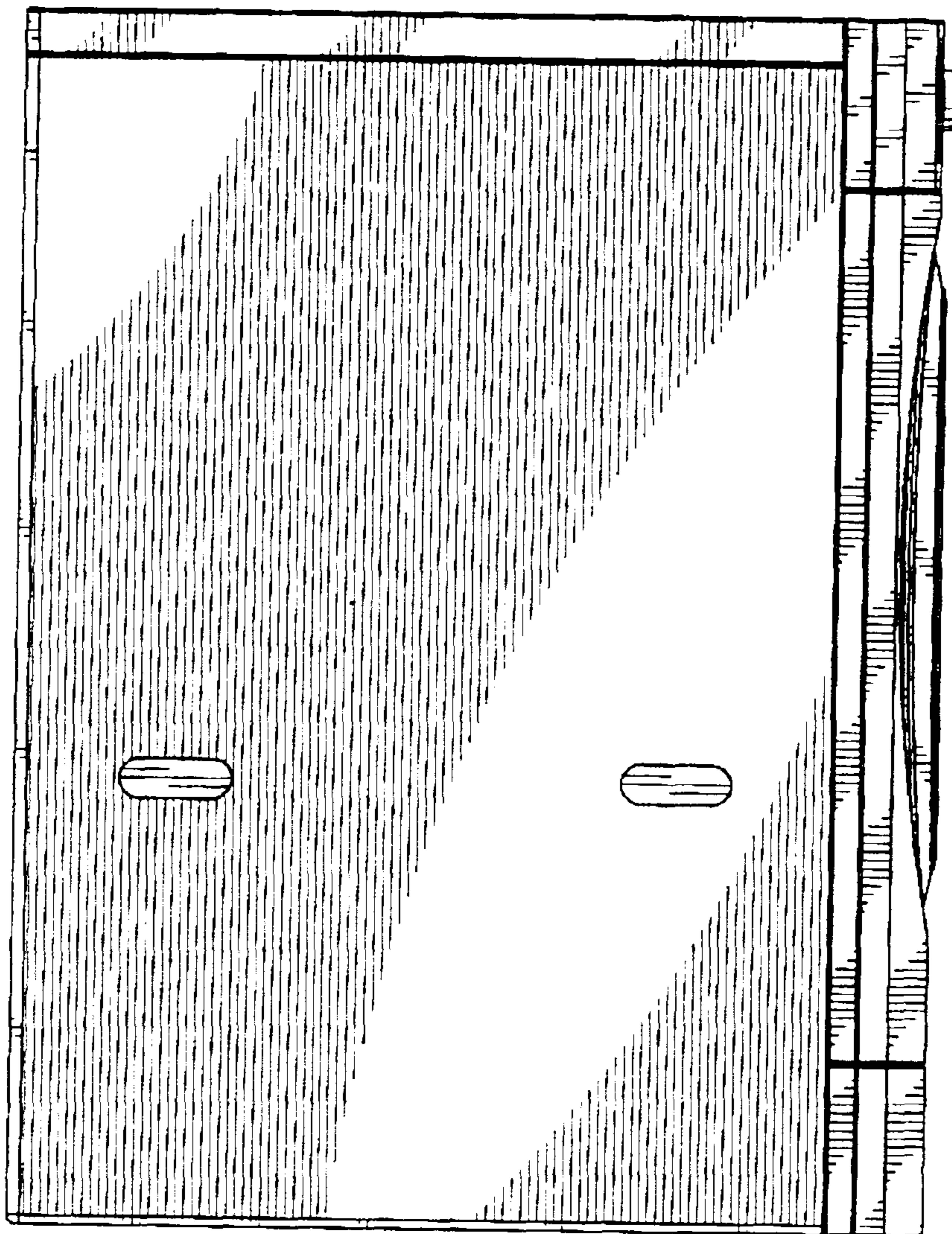


FIG. 5

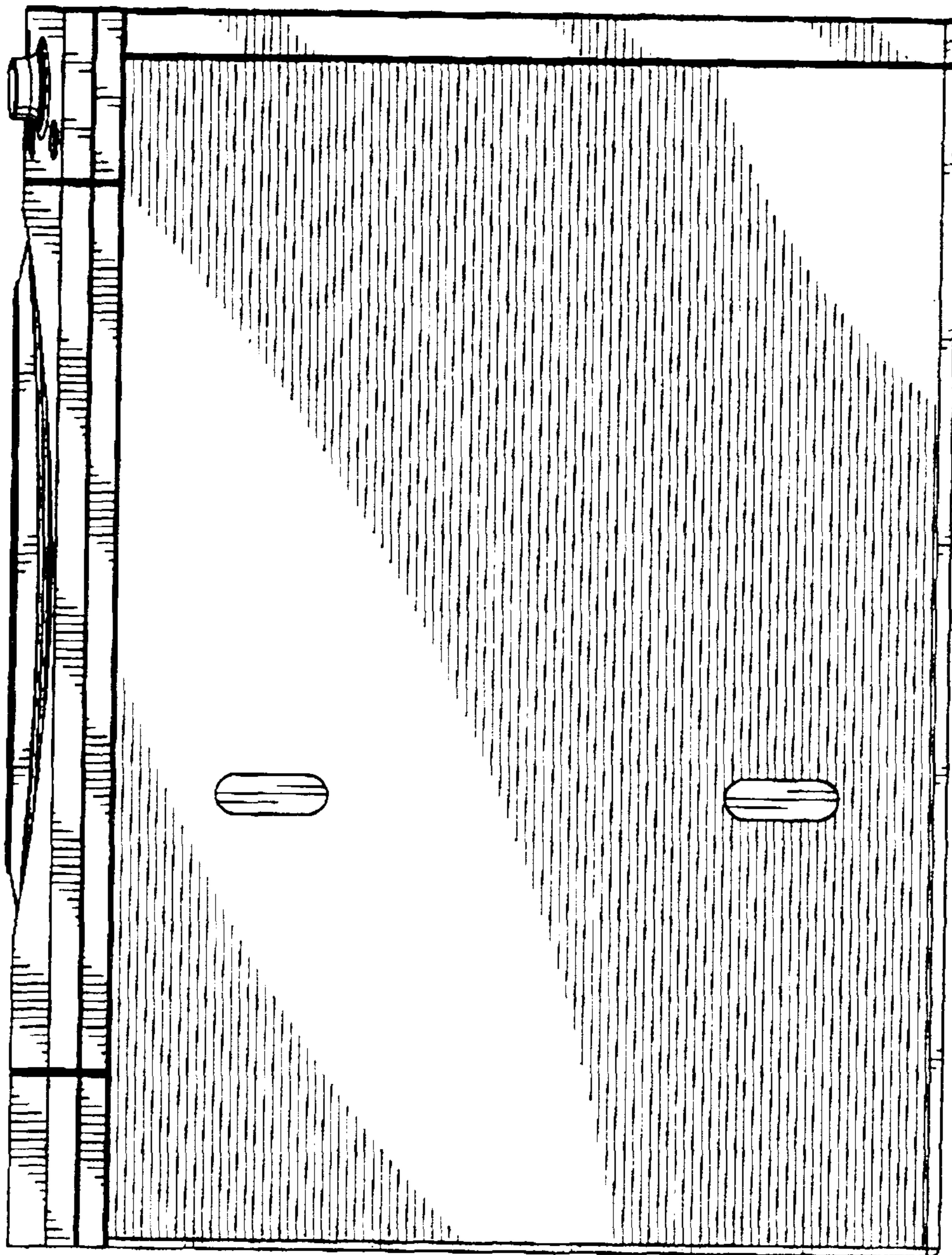


FIG. 6




FIG. 7




FIG. 8






FIG. 9

