



US00D527145S

(12) **United States Design Patent**
Zimmermann

(10) **Patent No.:** **US D527,145 S**

(45) **Date of Patent:** **** Aug. 22, 2006**

(54) **HAIRDRYER**

(75) Inventor: **Dirk Hagen Zimmermann**, Dusseldorf (DE)

(73) Assignee: **WIK Far East, Ltd**, Hong Kong (CN)

(**) Term: **14 Years**

(21) Appl. No.: **29/224,921**

(22) Filed: **Mar. 8, 2005**

(30) **Foreign Application Priority Data**

Sep. 8, 2004 (DE) 404 05 105

(51) **LOC (8) Cl.** **28-03**

(52) **U.S. Cl.** **D28/13**

(58) **Field of Classification Search** D28/12-19;
34/96-101, 201; 392/380, 383, 384, 385,
392/381, 382; 219/222

See application file for complete search history.

(56) **References Cited**

U.S. PATENT DOCUMENTS

D265,136 S *	6/1982	Madl	D28/13
D398,717 S *	9/1998	Kling et al.	D28/13
D399,026 S *	9/1998	Kip	D28/13
D412,219 S *	7/1999	Goetschi	D28/13
D425,242 S *	5/2000	Cheung	D28/13
D425,243 S *	5/2000	Mattis	D28/13
D425,662 S *	5/2000	Cheung	D28/13
D425,663 S *	5/2000	Greubel et al.	D28/13
D425,665 S *	5/2000	Kling et al.	D28/13
D429,028 S *	8/2000	Muller et al.	D28/13
D436,690 S *	1/2001	Cruz et al.	D28/13
6,393,718 B1 *	5/2002	Harris et al.	34/96

OTHER PUBLICATIONS

Vogue, Aug. 1979, p. 92, 'hair dryer with a clear nozzle'.*

* cited by examiner

Primary Examiner—Caron D. Veynar

Assistant Examiner—Zenia I. Bennett

(74) *Attorney, Agent, or Firm*—Margaret Polson; Patent Law Offices of Rick Martin, PC

(57) **CLAIM**

The ornamental design for a hairdryer, as shown and described.

DESCRIPTION

FIG. 1 is a front perspective view of my new design for a hairdryer, the honey comb structure of the back cover underneath the back ring is shown in dotted lines which is for illustrative purposes only and is not part of the claimed design.

FIG. 2 is a right or left side elevation view, which are mirror images, of FIG. 1, the honey comb structure of the back cover underneath the back ring is shown in dotted lines which is for illustrative purposes only and is not part of the claimed design.

FIG. 3 is a bottom plan view of FIG. 1, the honey comb structure of the back cover underneath the back ring is shown in dotted lines which is for illustrative purposes only and is not part of the claimed design.

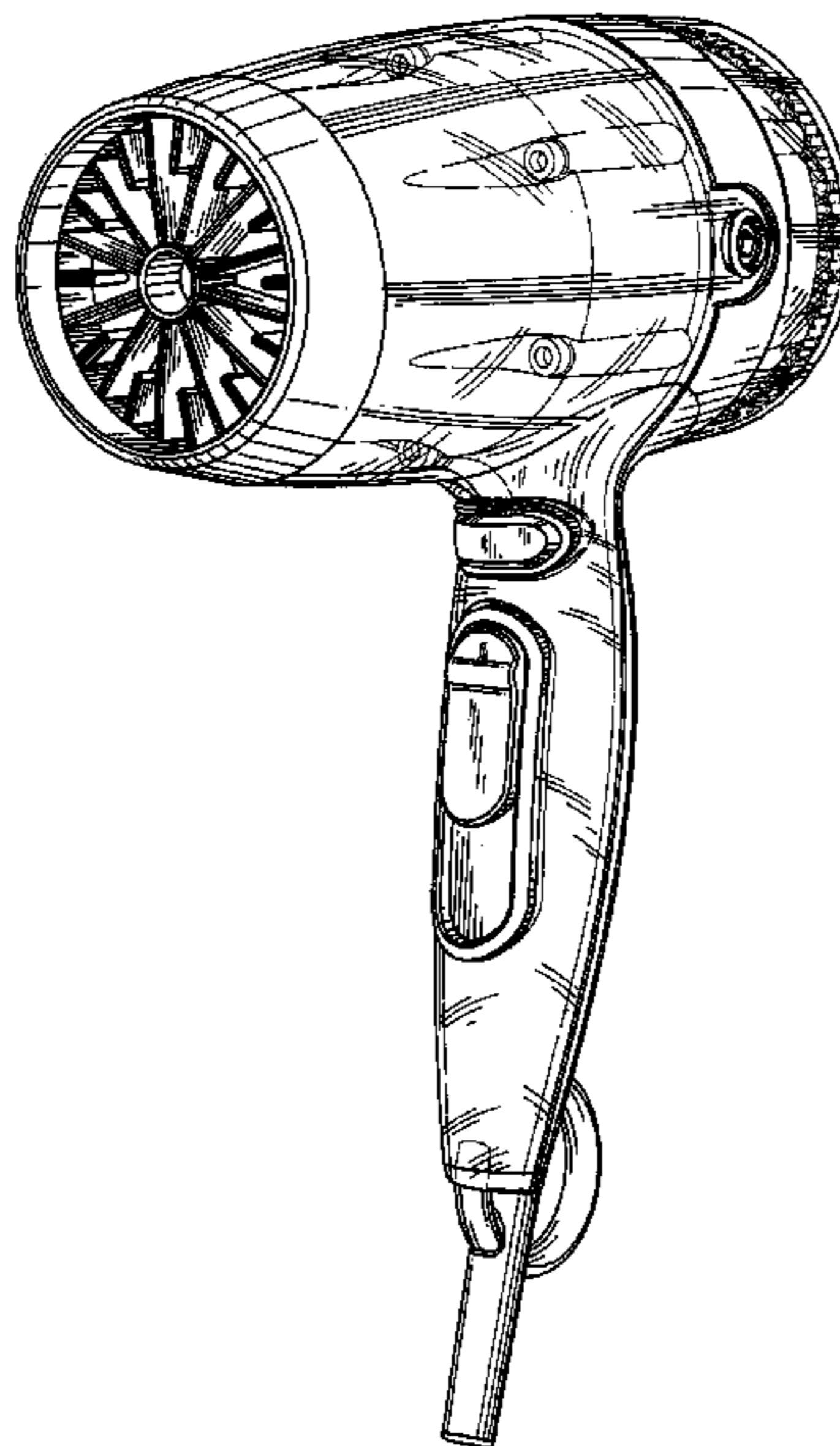
FIG. 4 is a top plan view of FIG. 1 the honey comb structure of the back cover underneath the back ring is shown in dotted lines which is for illustrative purposes only and is not part of the claimed design.

FIG. 5 is a front side elevation view of FIG. 1; and,

FIG. 6 is a back side elevation view of FIG. 1.

The claimed hairdryer has in the area of the head, front of the grip and back segment of the head a translucent or transparent shell.

1 Claim, 3 Drawing Sheets



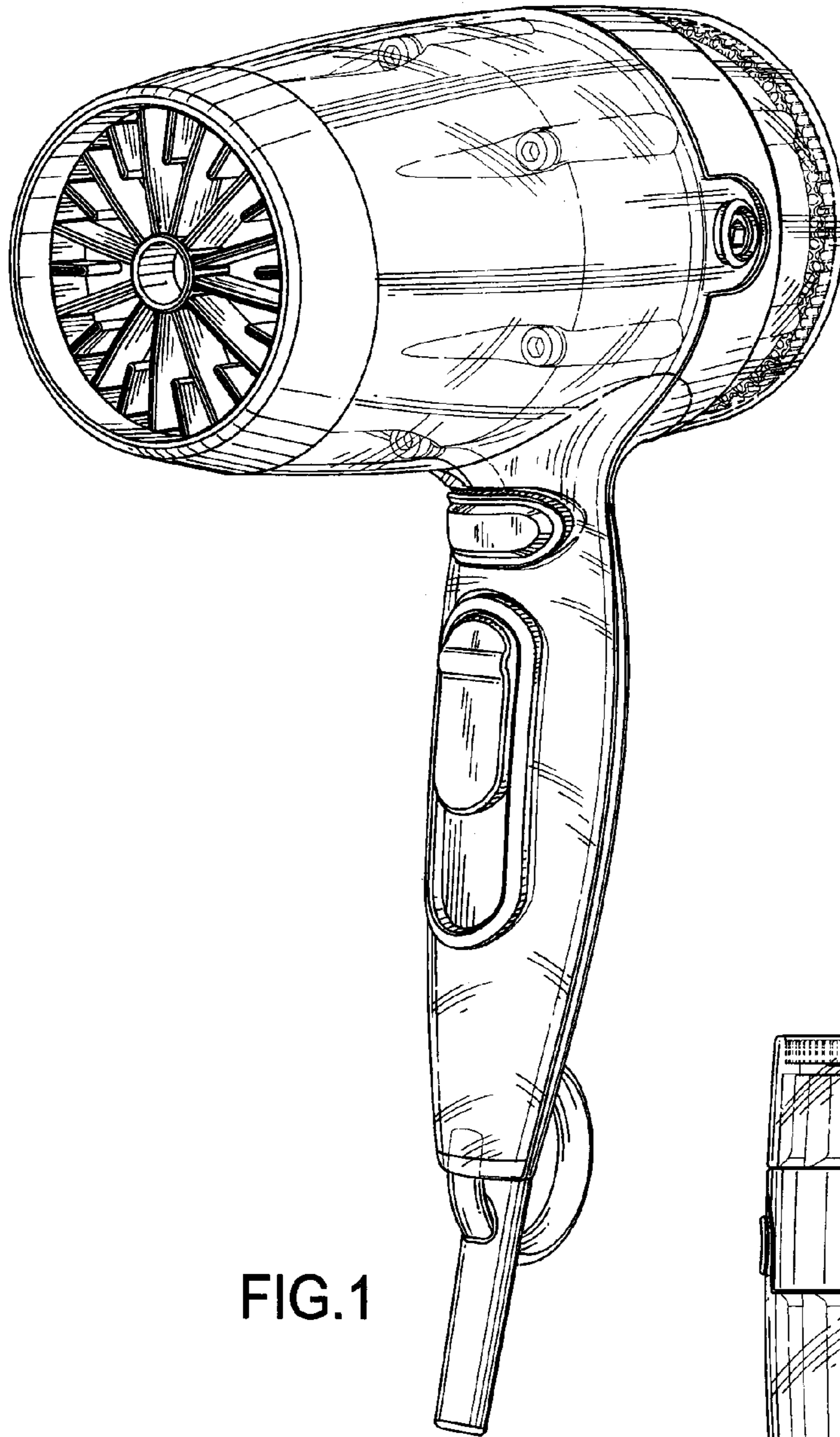


FIG.1

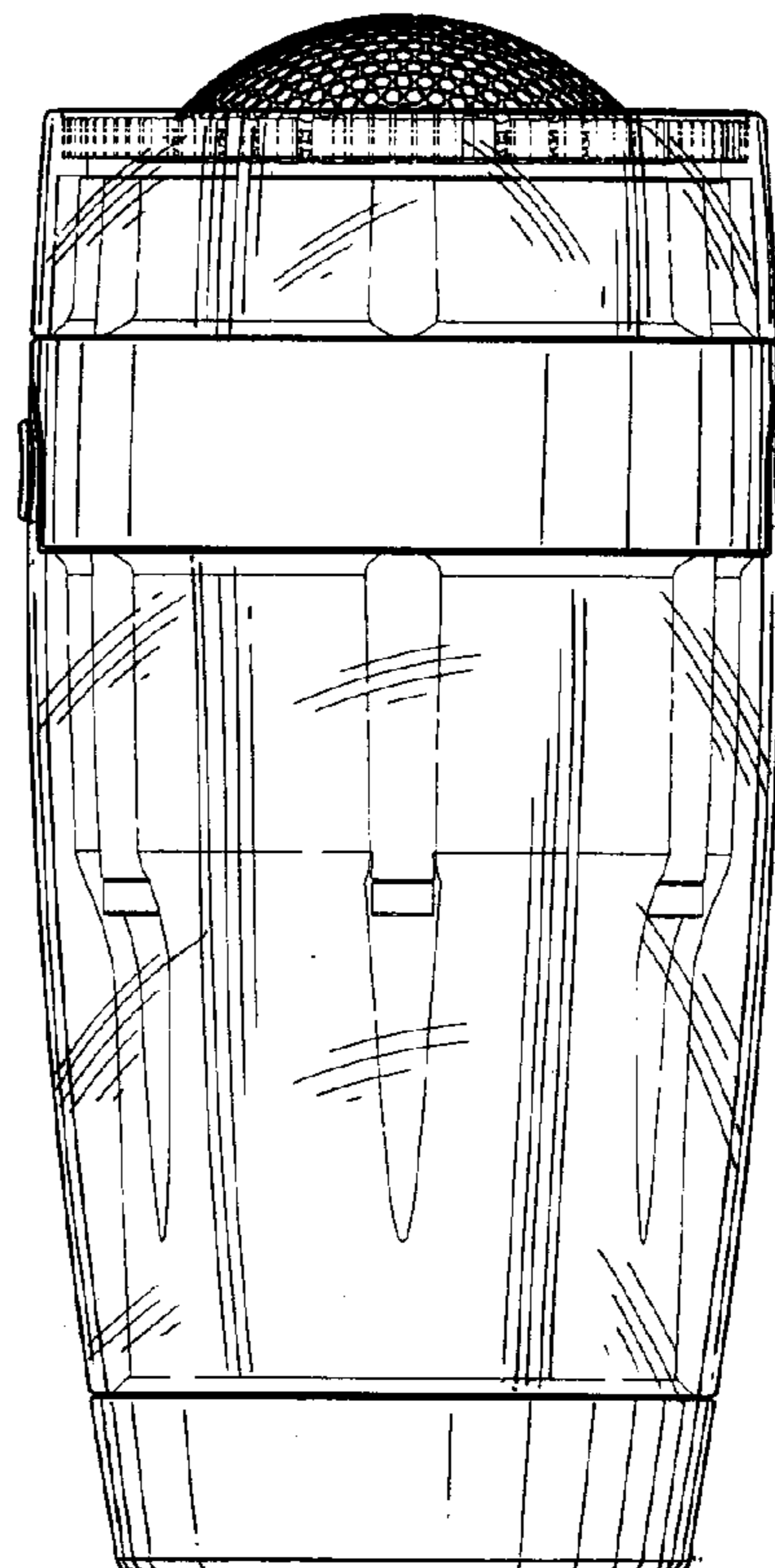


FIG.4

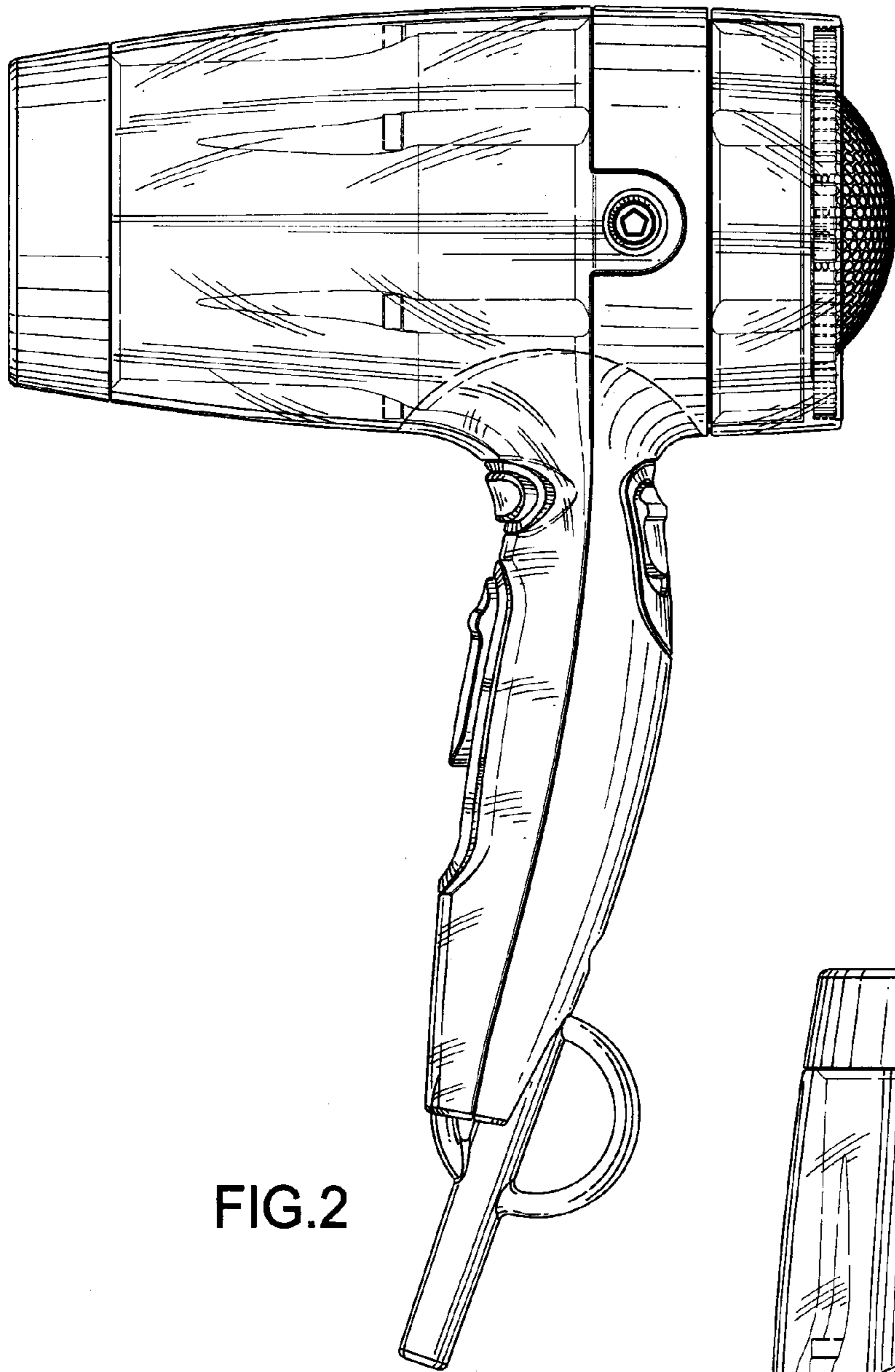


FIG. 2

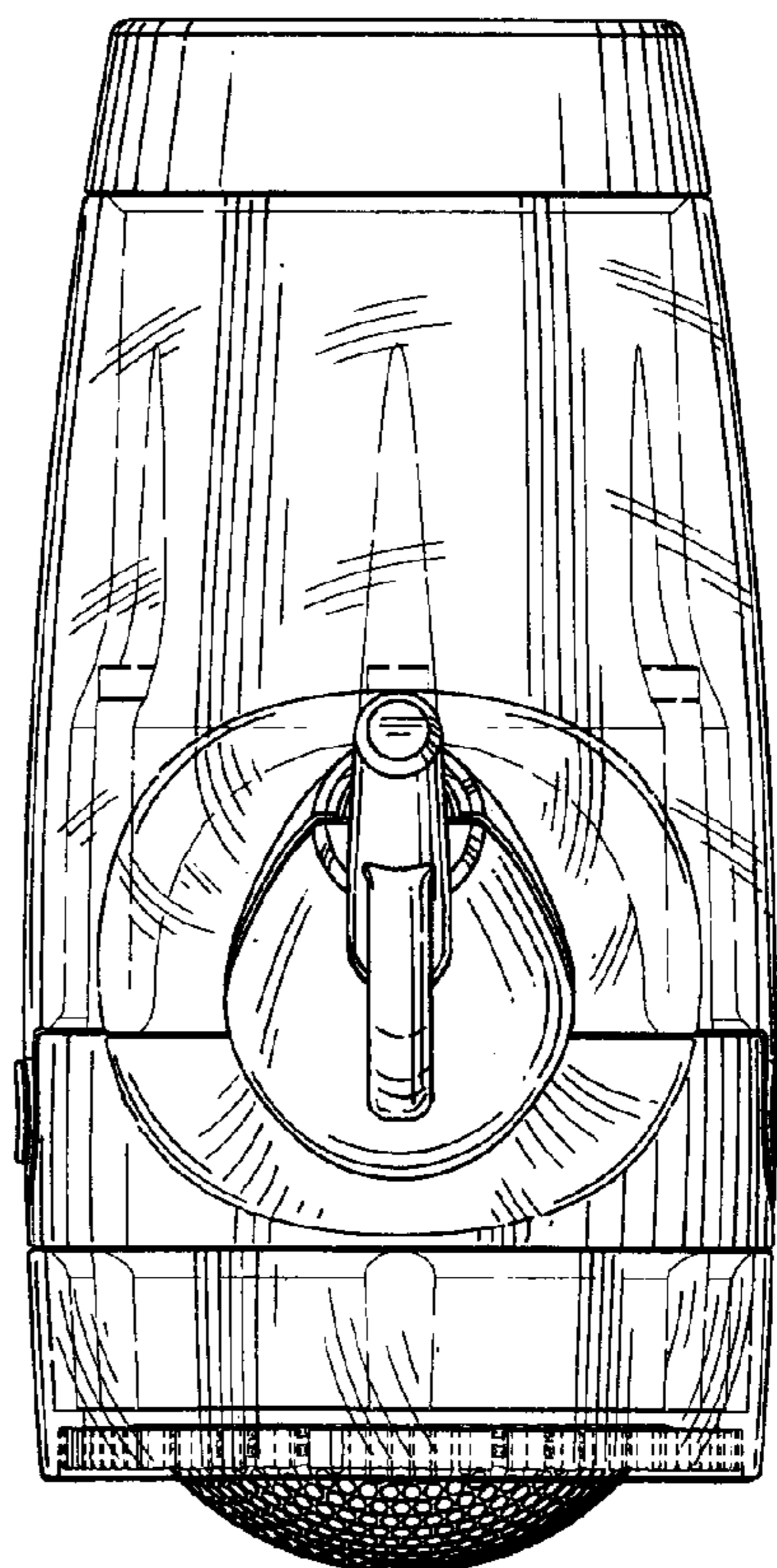


FIG. 3

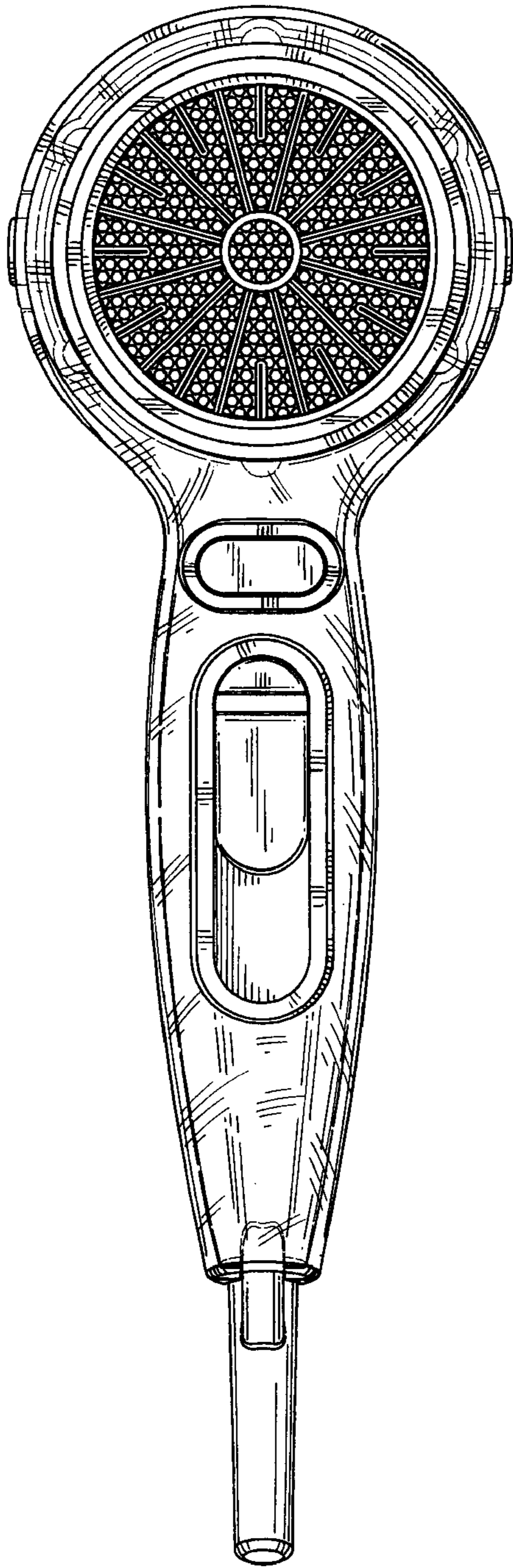


FIG.5

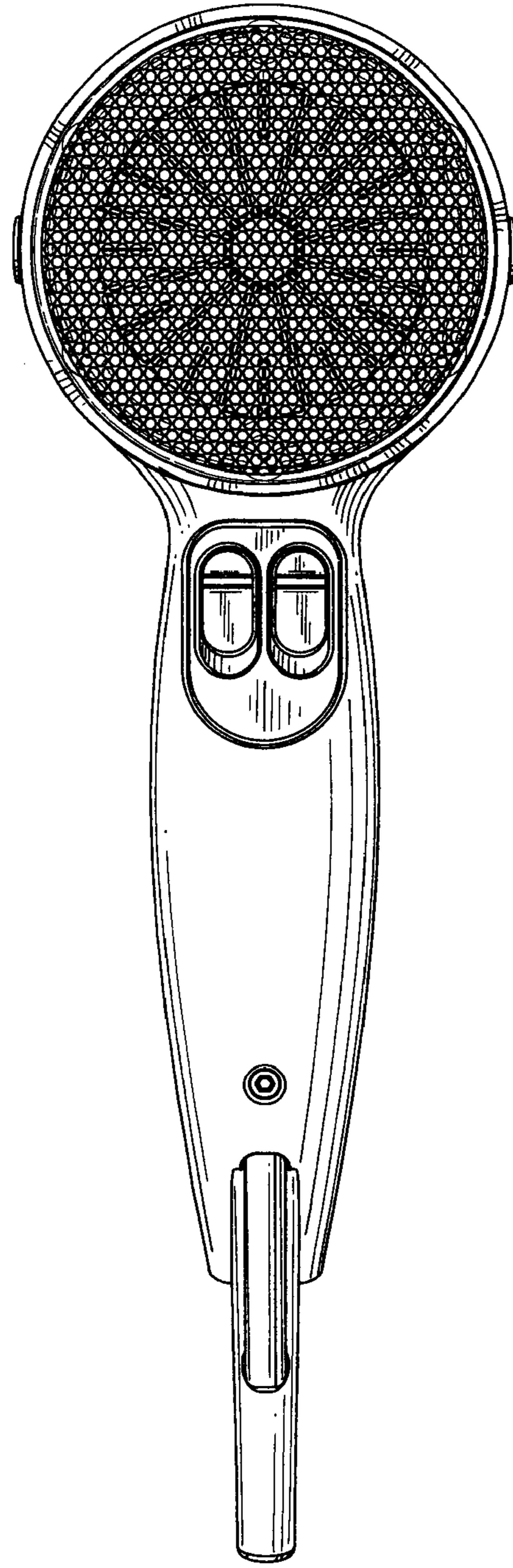


FIG.6