



US00D527139S

(12) **United States Design Patent** (10) **Patent No.:** **US D527,139 S**
Deahl (45) **Date of Patent:** **** Aug. 22, 2006**

(54) **CIGARETTE SAVER AND LIGHTER HOLDER**

(76) Inventor: **Richard S. Deahl**, 3932 Shoemaker Ct., Marietta, GA (US) 30062

(**) Term: **14 Years**

(21) Appl. No.: **29/215,934**

(22) Filed: **Oct. 27, 2004**

(51) **LOC (8) Cl.** **27-03**

(52) **U.S. Cl.** **D27/129; D27/161**

(58) **Field of Classification Search** D27/161, D27/172, 187, 125, 129, 130, 136; 206/85-89; 431/253; 131/238, 235.1, 236, 256, 260
See application file for complete search history.

(56) **References Cited**

U.S. PATENT DOCUMENTS

4,190,148	A	*	2/1980	Schade et al.	206/89
D277,034	S	*	1/1985	Ramsdell	D27/187
4,588,076	A	*	5/1986	Caputo et al.	206/86
D370,301	S	*	5/1996	Murphy	D27/175
5,682,981	A	*	11/1997	Sudborough	431/253
5,810,164	A	*	9/1998	Rennecamp	131/260
2005/0236005	A1	*	10/2005	Bears et al.	131/235.1

* cited by examiner

Primary Examiner—Jennifer Rivard
(74) *Attorney, Agent, or Firm*—Harry I. Leon

(57) **CLAIM**

The ornamental design for a cigarette saver and lighter holder, as shown and described.

DESCRIPTION

FIG. 1 is a perspective view of the cigarette saver and lighter holder according to the present invention, the broken line disclosure of the cigarette and lighter are for illustrative purposes only and form no part of the claimed design;

FIG. 2 is an enlarged perspective view of the cigarette saver and lighter holder, the broken line disclosure of the cigarette and lighter are for illustrative purposes only and form no part of the claimed design;

FIG. 3 is a front elevational view thereof;

FIG. 4 is a right side elevational view thereof;


FIG. 5 is a left side elevational view thereof;

FIG. 6 is a top plan view thereof;

FIG. 7 is a bottom plan view thereof; and,

FIG. 8 is a cross-section of the cigarette saver and lighter holder taken on line 8—8 of FIG. 6.

1 Claim, 2 Drawing Sheets



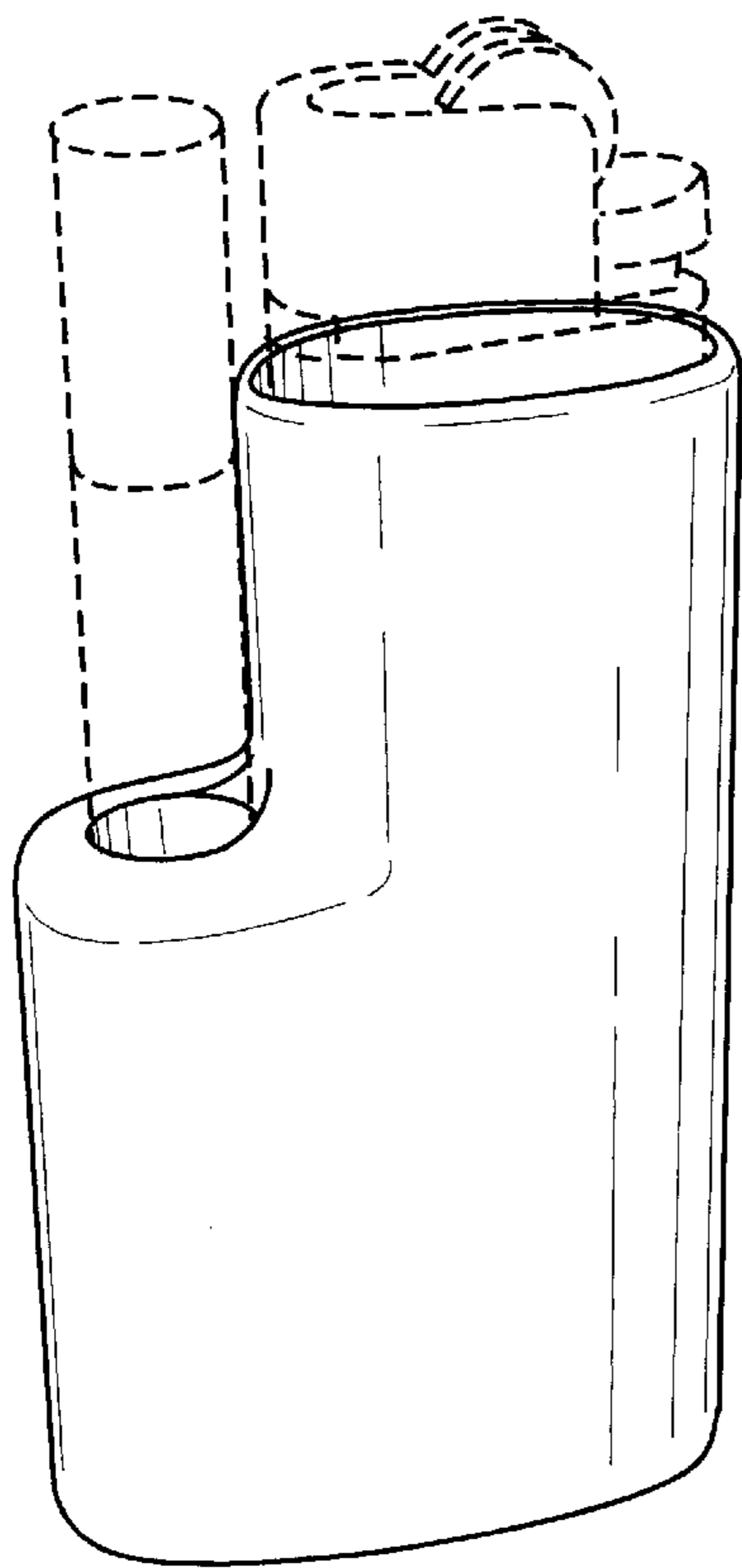


Fig. 1




Fig. 2

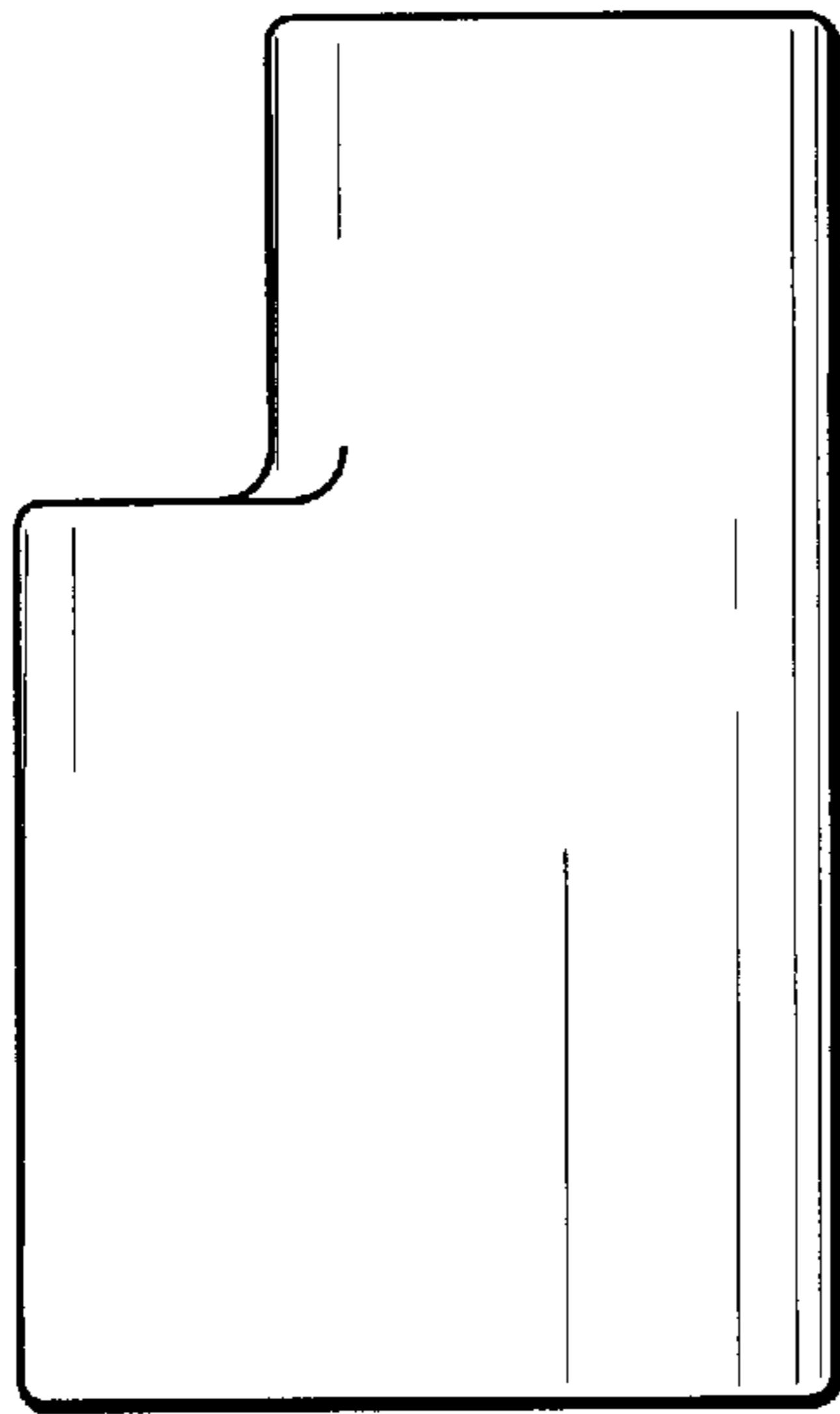


Fig. 3




Fig. 4

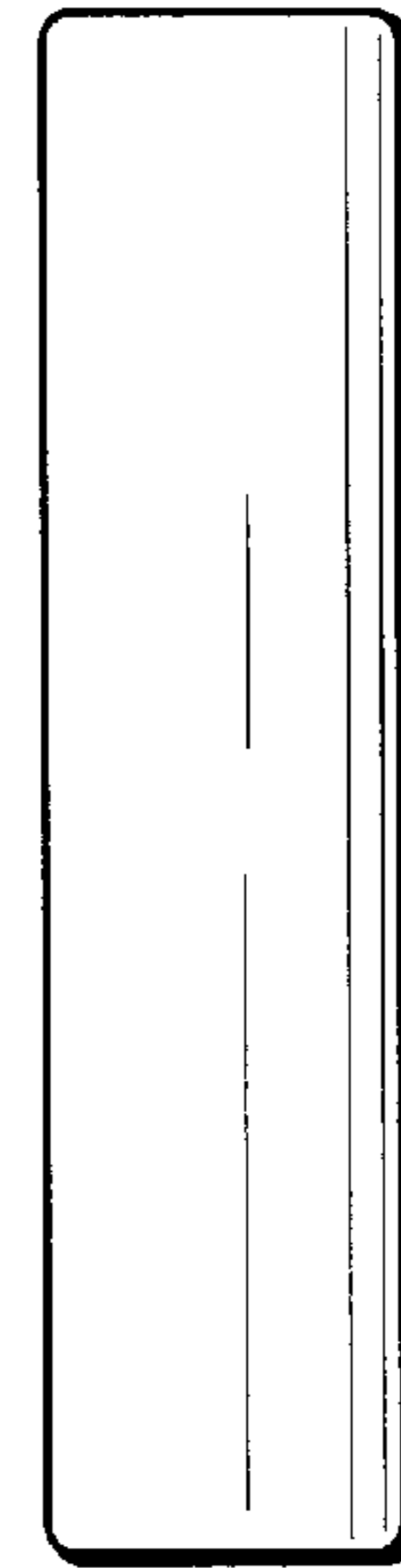


Fig. 5

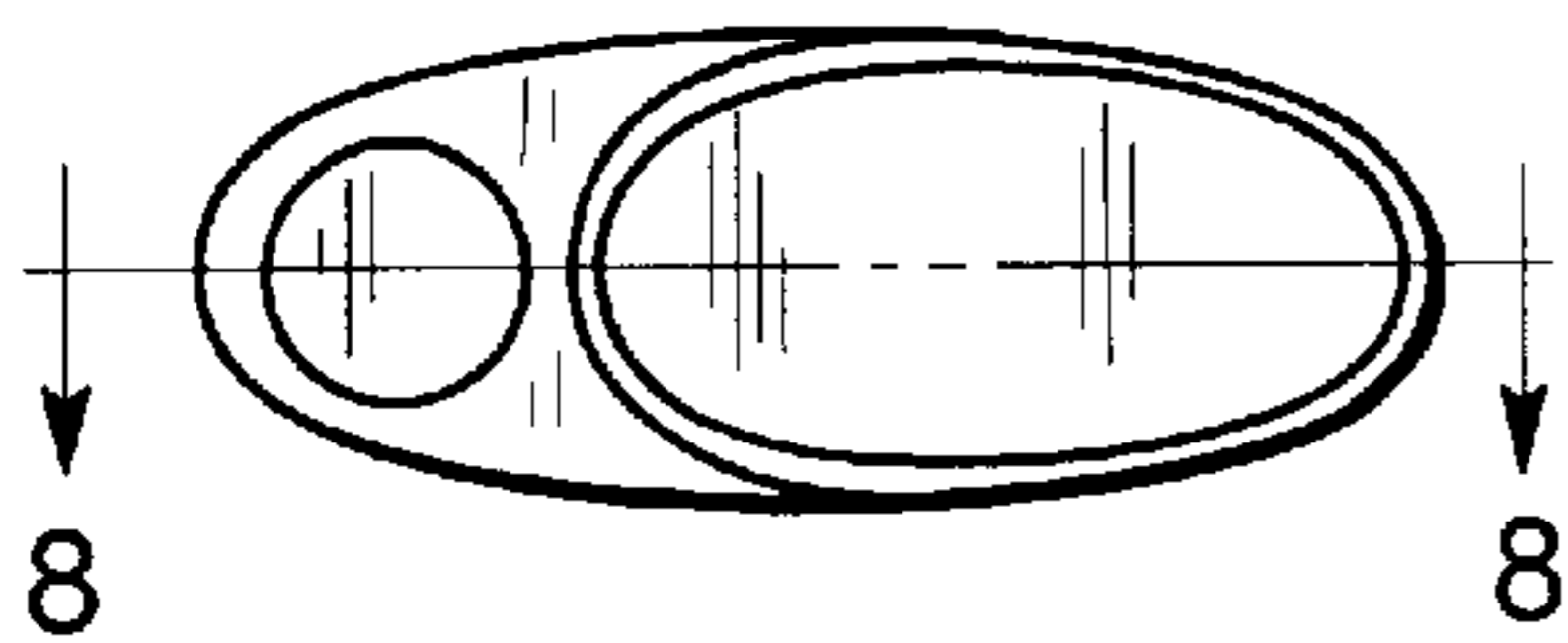


Fig. 6

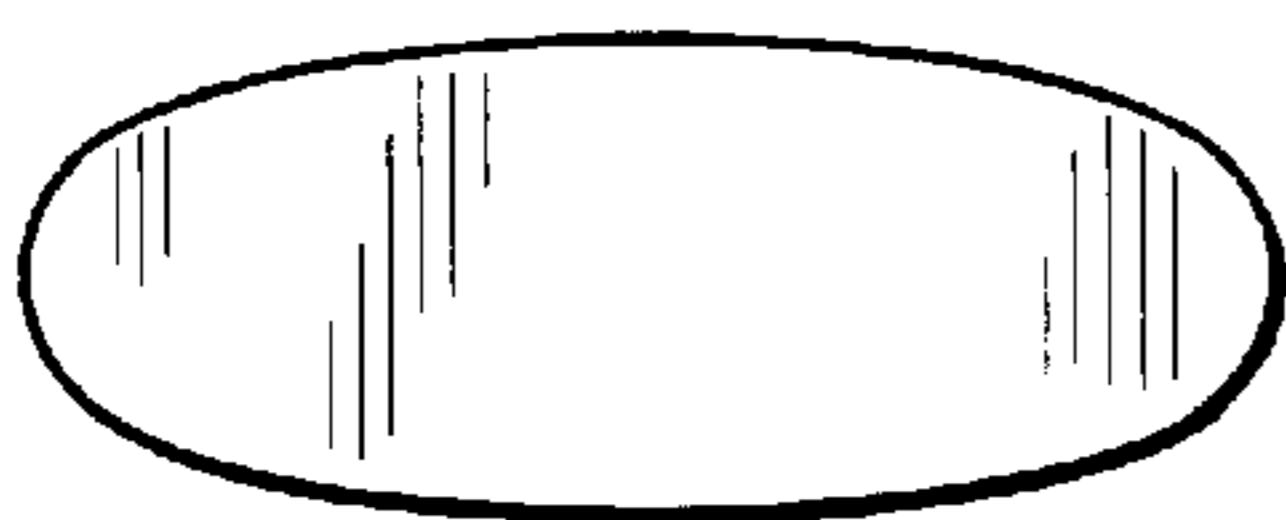


Fig. 7

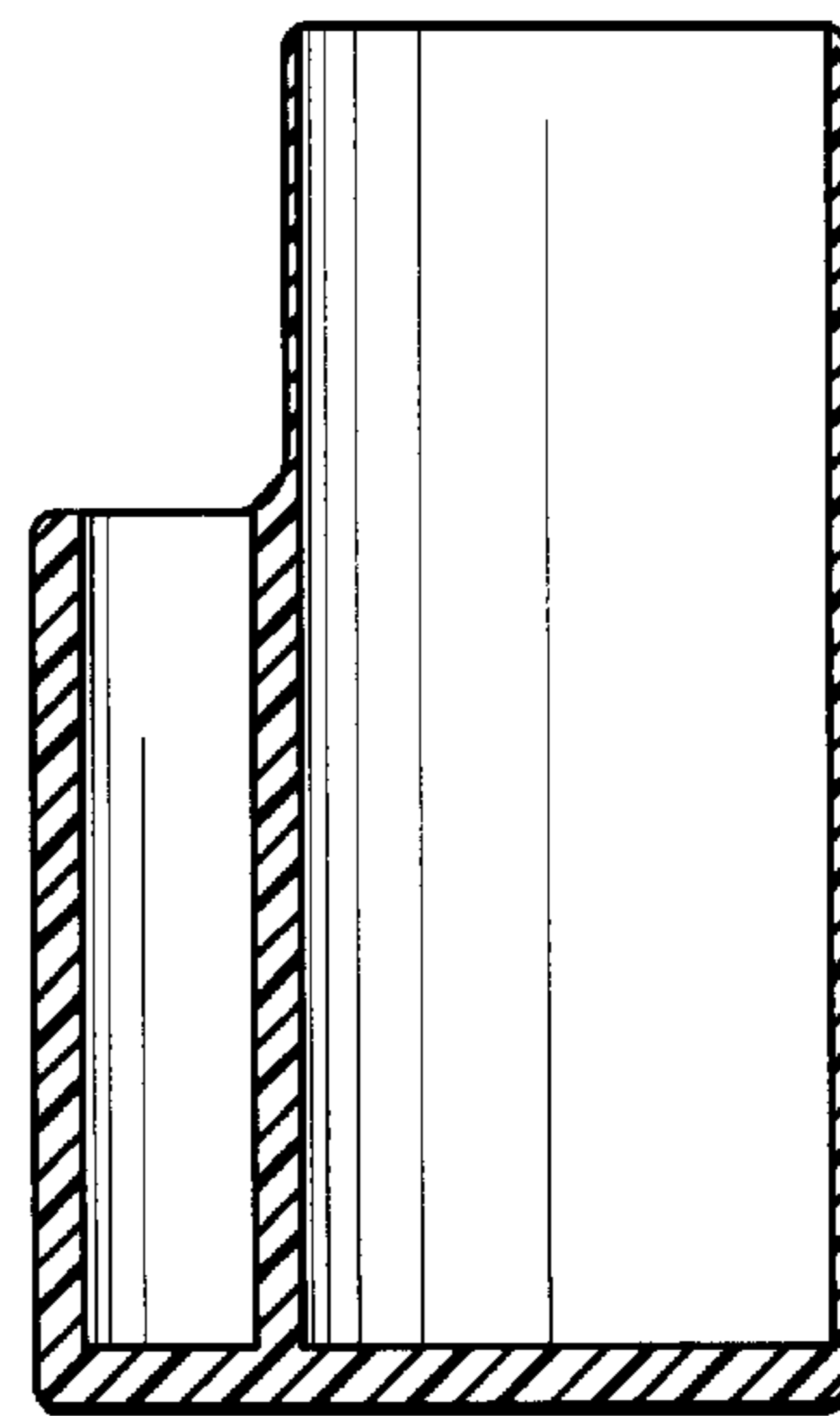


Fig. 8