



US00D527137S

(12) **United States Design Patent**
Urich

(10) **Patent No.:** **US D527,137 S**

(45) **Date of Patent:** **** Aug. 22, 2006**

(54) **LAMP HEAD FOR A BARBECUE LIGHT**

6,568,838 B1 * 5/2003 Taylor et al. 362/474
6,851,824 B1 * 2/2005 Hsien 362/119

(76) Inventor: **Josef William Urich**, 1814 63rd St.,
Berkeley, CA (US) 94703

OTHER PUBLICATIONS

(**) Term: **14 Years**

Barbeque Lights, web page, www.pegasusassociates.com,
Nov. 2, 2005.

(21) Appl. No.: **29/232,675**

Clip-On BBQ Light, web page, www.nu-temp.com/
205.htm, Nov. 2, 2005.

(22) Filed: **Jun. 21, 2005**

* cited by examiner

(51) **LOC (8) Cl.** **26-99**

Primary Examiner—Clare E Hefflin

(52) **U.S. Cl.** **D26/138**; D26/60

(74) *Attorney, Agent, or Firm*—Donald L. Beeson; Beeson
Skinner Beverly, LLP

(58) **Field of Classification Search** D26/28,
D26/37, 39, 44, 57, 73, 60-65; 362/98, 99,
362/197, 198, 157, 171-174, 473-476, 523,
362/545, 183-208, 102, 119, 120, 397
See application file for complete search history.

(57) **CLAIM**

The ornamental design for a lamp head for a barbecue light,
as shown and described.

(56) **References Cited**

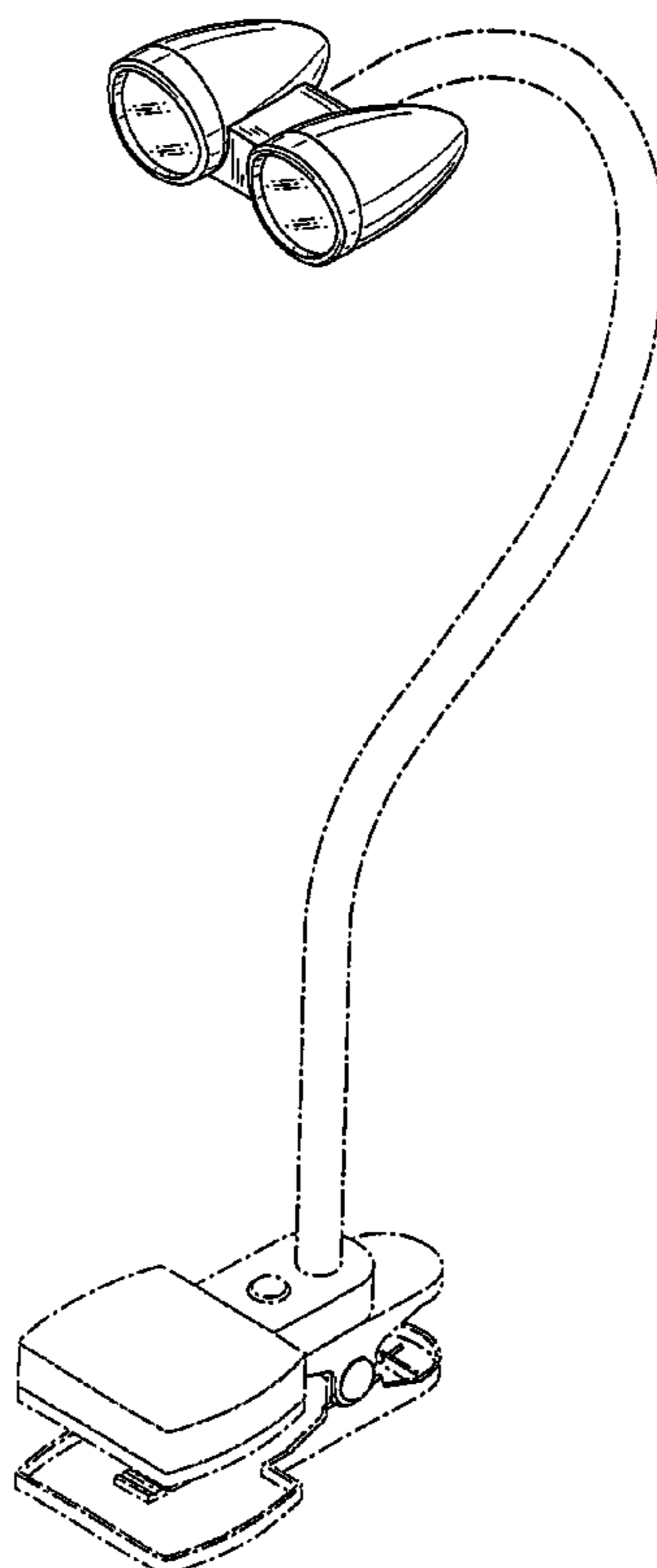
DESCRIPTION

U.S. PATENT DOCUMENTS

2,168,939	A	*	8/1939	Kraeft	74/551.8
4,238,816	A	*	12/1980	Merlo	362/279
D290,519	S		6/1987	Kuo		
5,101,333	A		3/1992	Glassford		
D329,505	S	*	9/1992	Miller	D26/63
D350,211	S		8/1994	Clasby		
D366,711	S		1/1996	Clasby		
D374,496	S	*	10/1996	Small et al.	D26/63
5,664,875	A		9/1997	Hegedus		
D405,549	S	*	2/1999	Taylor et al.	D26/28
5,921,669	A	*	7/1999	Taylor et al.	362/476
6,264,351	B1	*	7/2001	Taylor et al.	362/475

FIG. 1 is a top perspective view of a lamp head for a
barbecue light showing my new design;
FIG. 2 is a left side elevational view thereof, the right side
being a mirror image;
FIG. 3 is a front elevational view thereof;
FIG. 4 is a rear elevational view thereof;
FIG. 5 is a top plan view thereof; and,
FIG. 6 is a bottom plan view thereof.
The broken lines shown in FIGS. 1-4 are for illustrative
purposes only and indicate the nature and use of my new
design; they form no part of my claimed design.

1 Claim, 4 Drawing Sheets



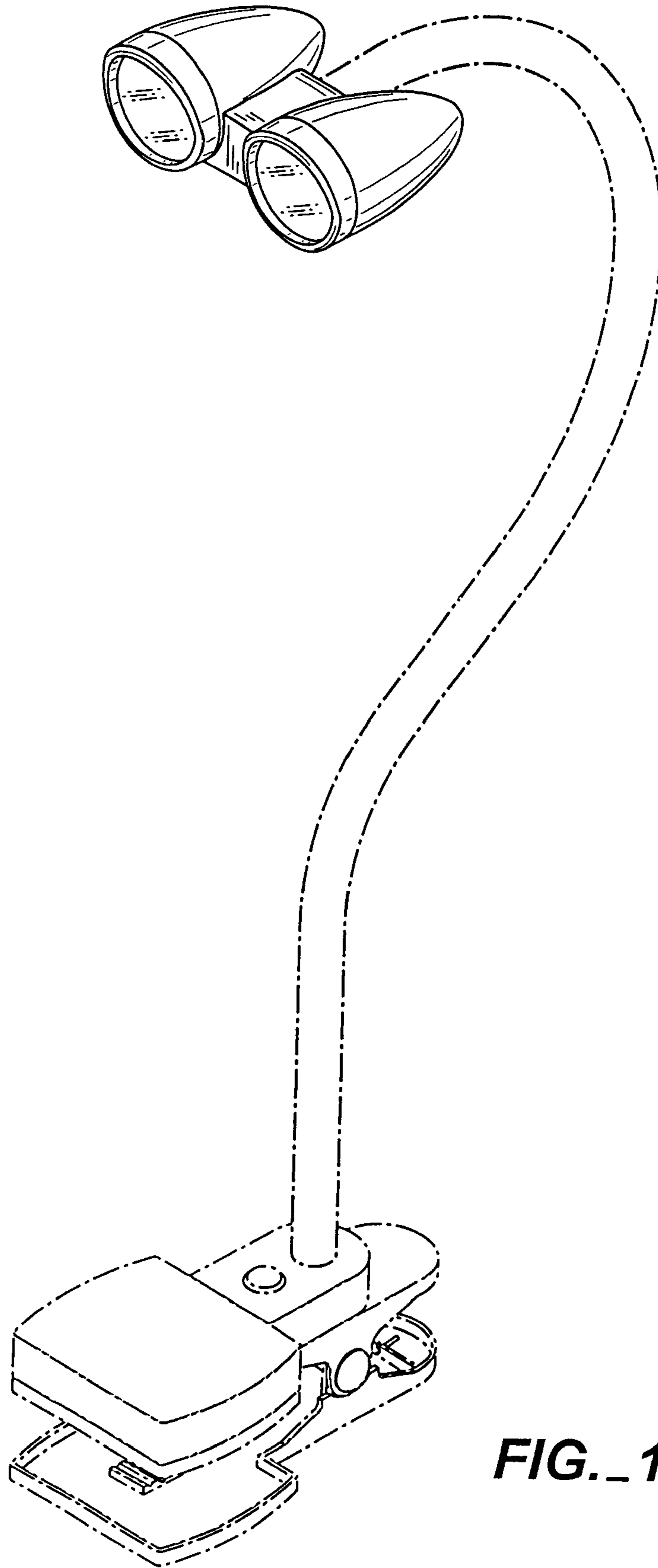


FIG. 1

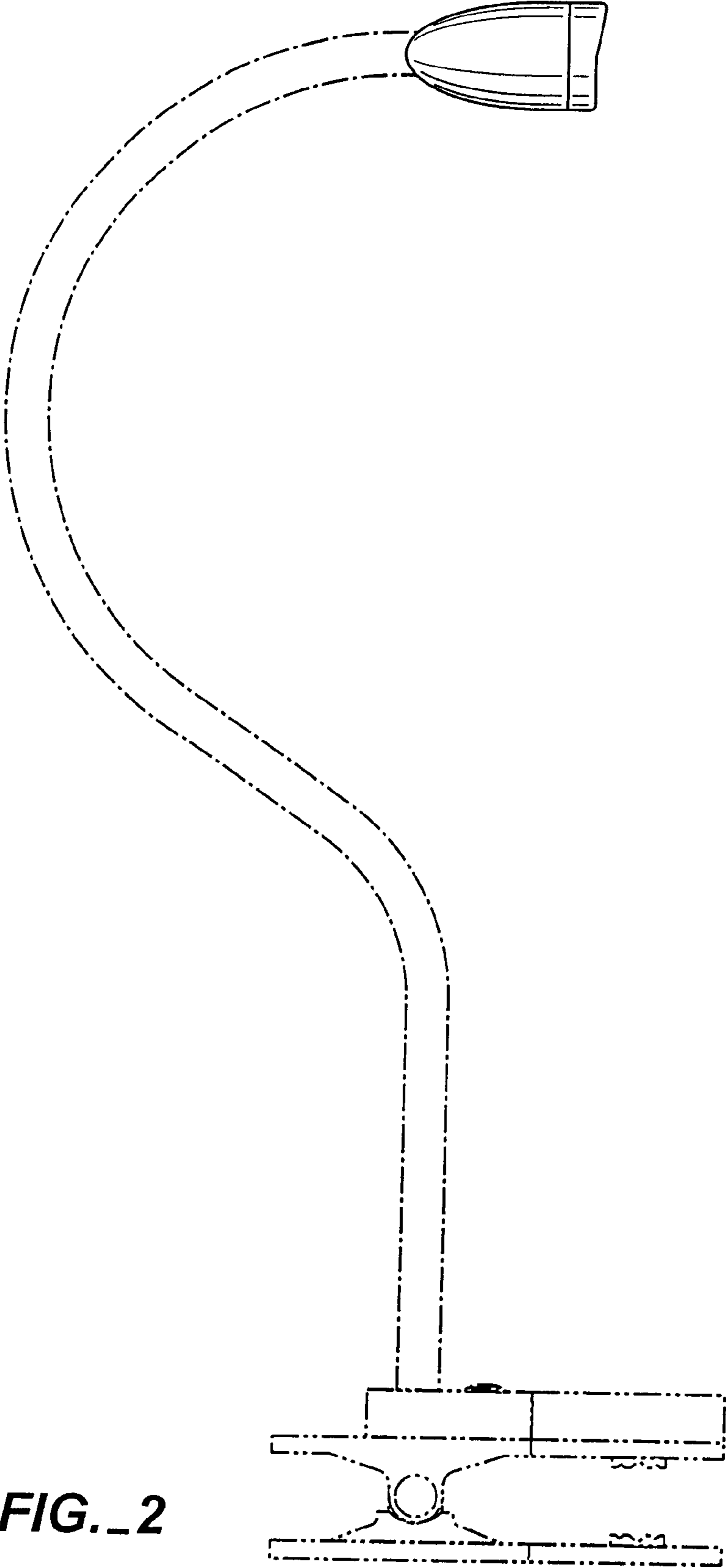


FIG. 2

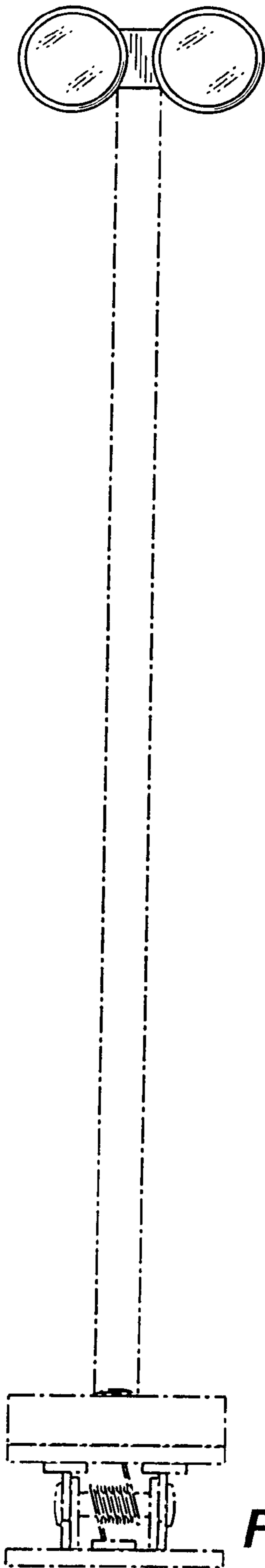


FIG. 3

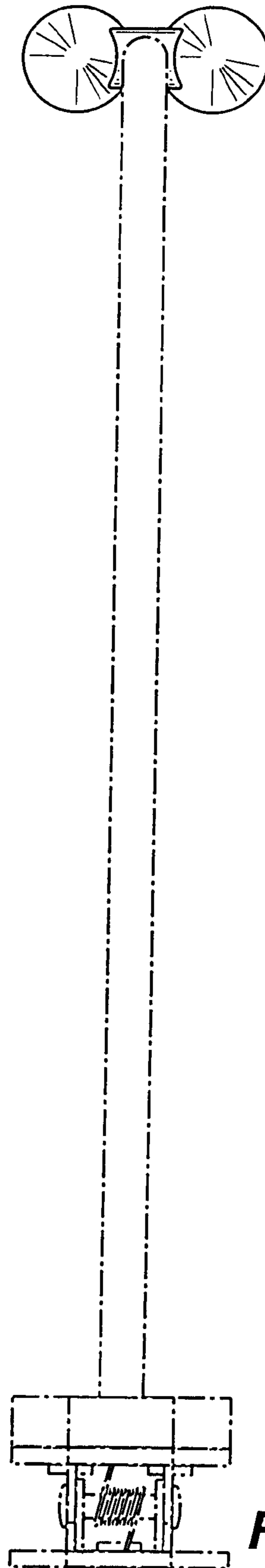


FIG. 4

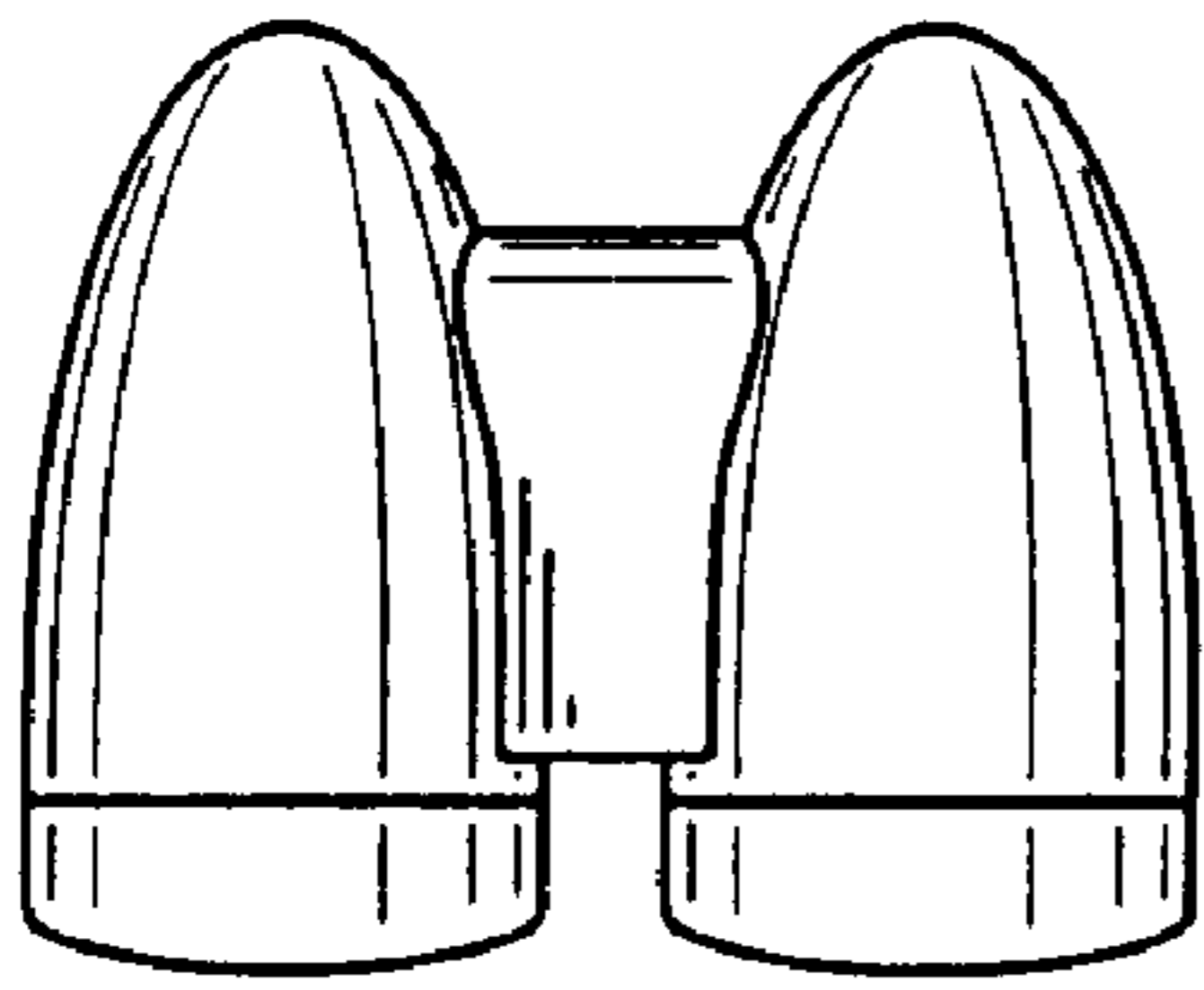


FIG. 5

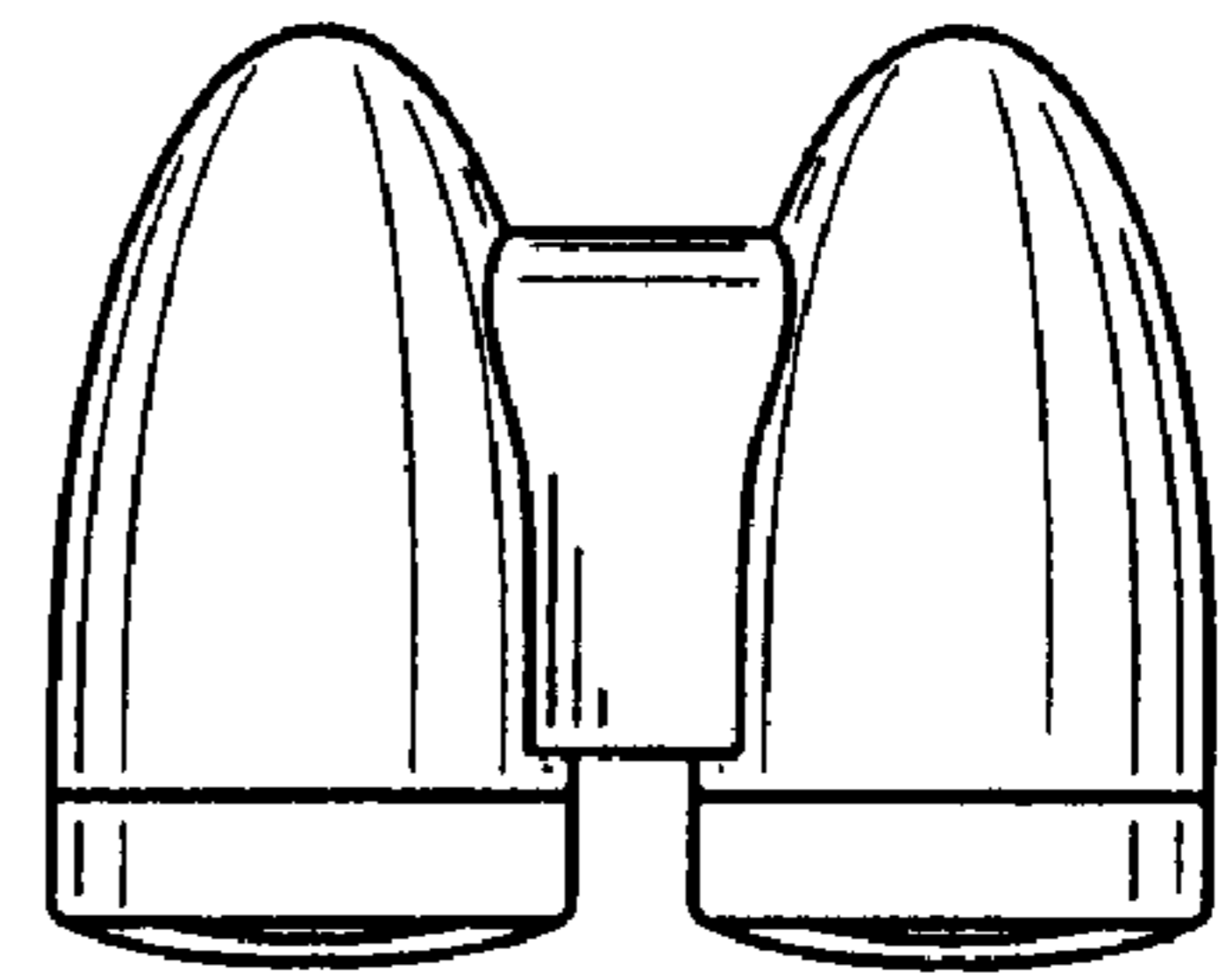


FIG. 6