



US00D527129S

(12) **United States Design Patent**  
**Hodgson**

(10) **Patent No.:** **US D527,129 S**

(45) **Date of Patent:** **\*\* Aug. 22, 2006**

(54) **BATTERY LAMP**

(75) Inventor: **Fraser Milbourne Hodgson**, London  
(GB)

(73) Assignee: **Daylight Company (Holdings) Limited**, London (GB)

(\*\*) Term: **14 Years**

(21) Appl. No.: **29/235,172**

(22) Filed: **Jul. 27, 2005**

(51) **LOC (8) Cl.** ..... **26-02**

(52) **U.S. Cl.** ..... **D26/42**

(58) **Field of Classification Search** ..... D26/37-50;  
362/157, 158, 171-174, 183-208  
See application file for complete search history.

(56) **References Cited**

U.S. PATENT DOCUMENTS

D409,776 S \* 5/1999 Ghode et al. .... D26/42  
D441,888 S \* 5/2001 Haneda et al. .... D26/42

D445,932 S \* 7/2001 Ceder ..... D26/42  
D501,688 S \* 2/2005 Kovacik et al. .... D26/42  
D504,968 S \* 5/2005 Bayat et al. .... D26/42

\* cited by examiner

*Primary Examiner*—Marcus A. Jackson

(74) *Attorney, Agent, or Firm*—Lawrence E. Laubscher, Jr.

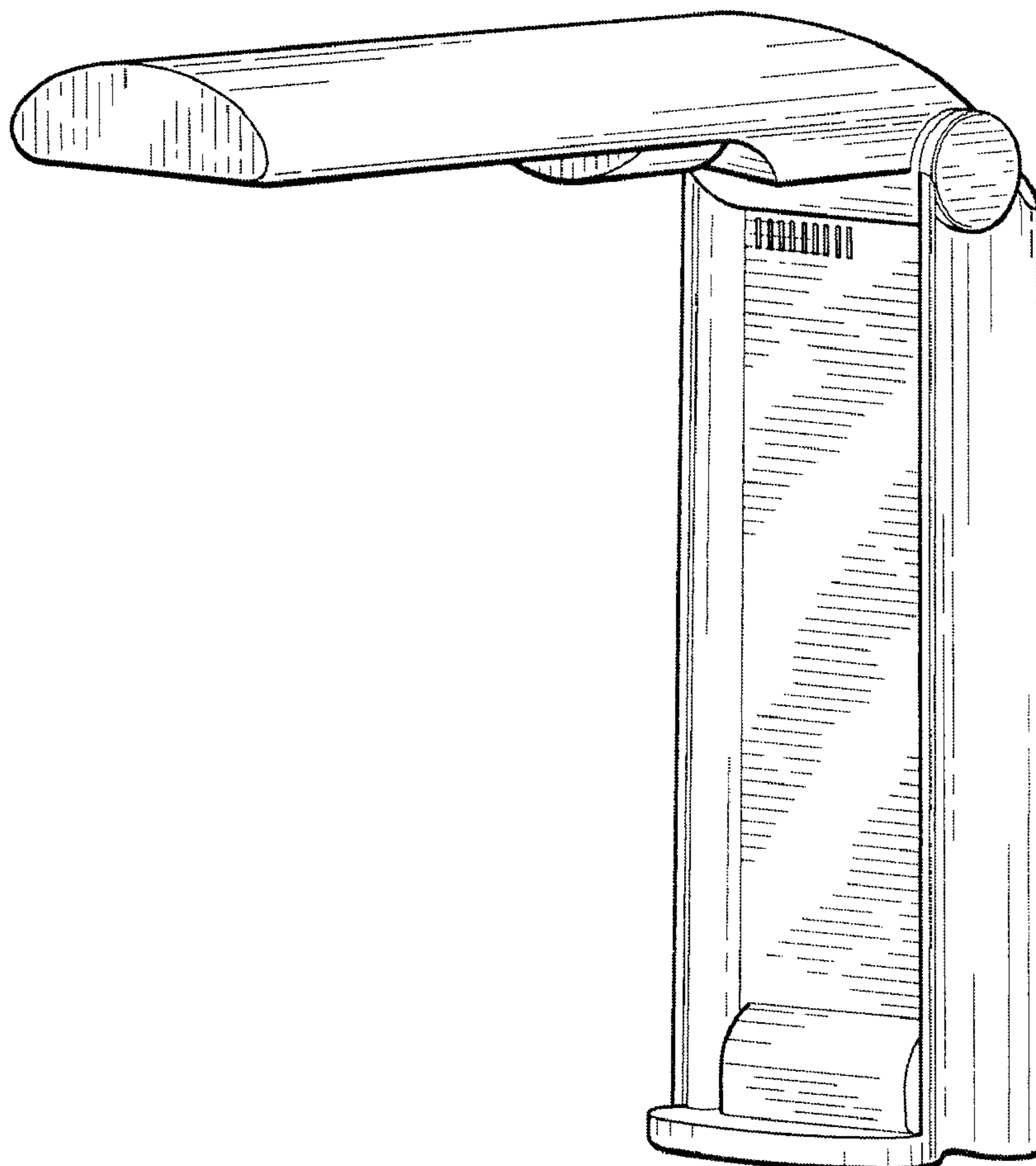
(57) **CLAIM**

The ornamental design for a battery lamp, as shown.

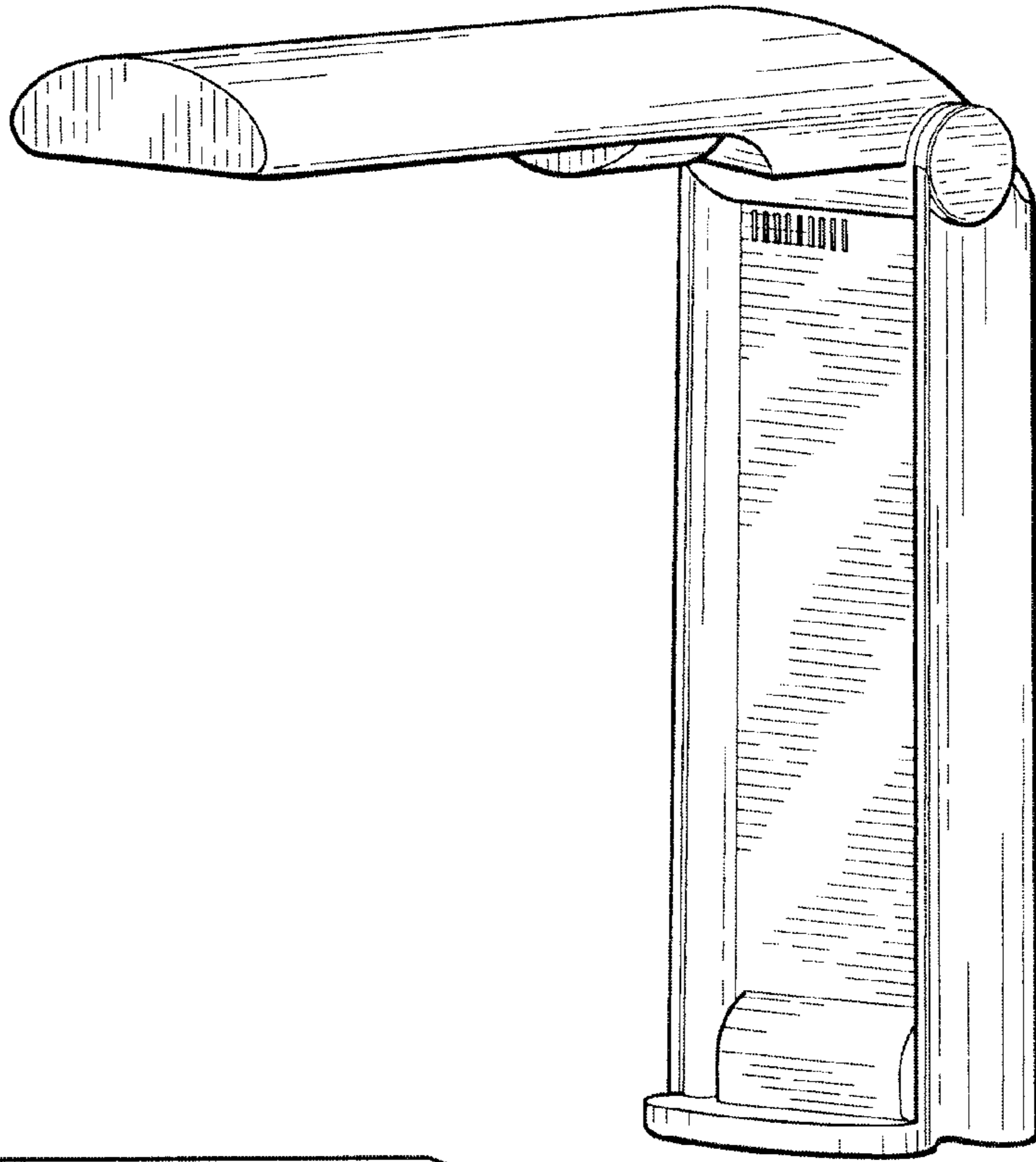
**DESCRIPTION**

FIG. 1 is a front perspective view of the invention illustrating my design;  
FIG. 2 is a right side elevation view thereof;  
FIG. 3 is a left side elevation view thereof;  
FIG. 4 is a right side elevation view thereof;  
FIG. 5 is top elevation view thereof;  
FIG. 6 is a bottom elevation view thereof; and,  
FIG. 7 is a front perspective view of the invention in the closed condition.

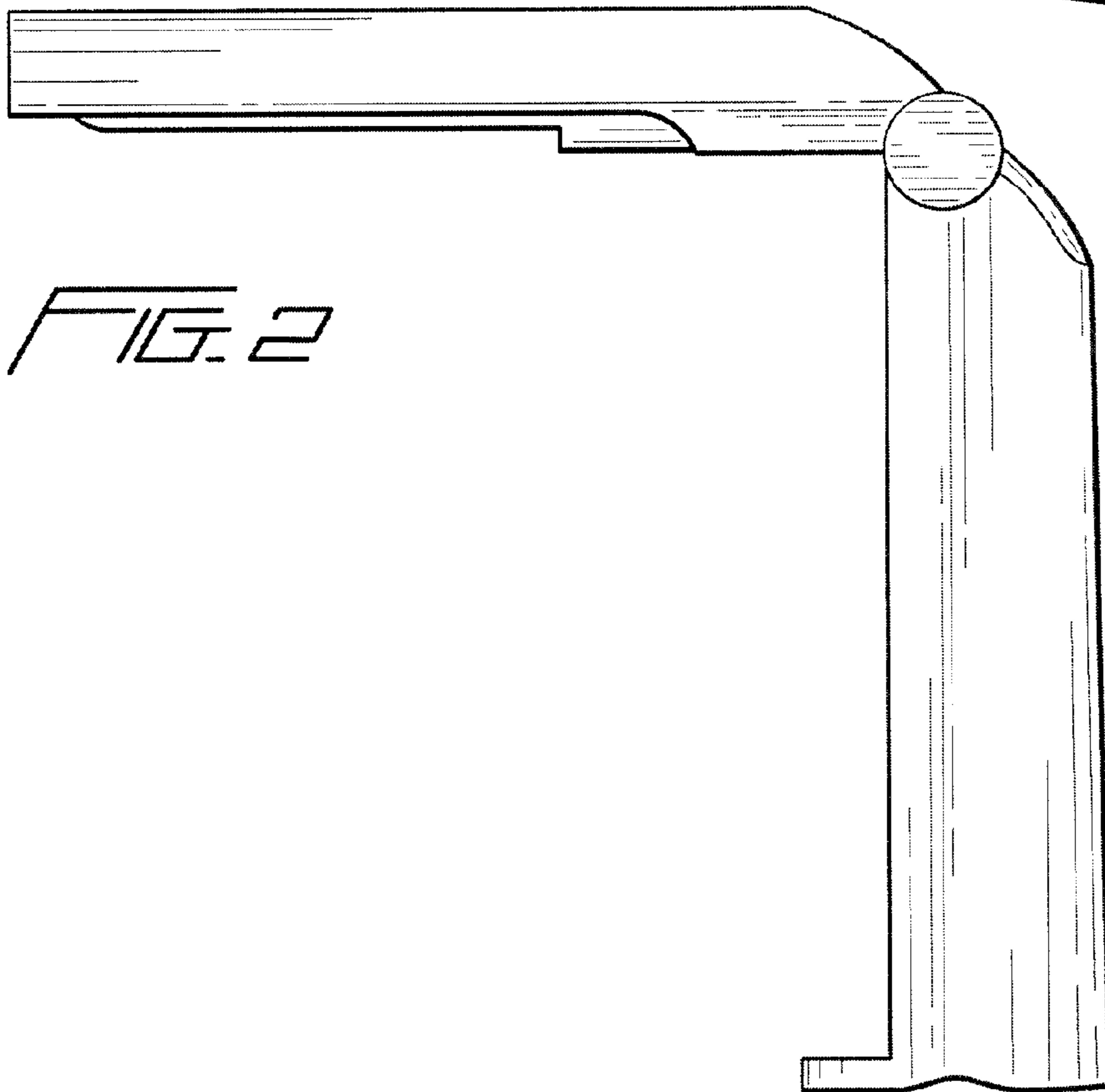
**1 Claim, 3 Drawing Sheets**



*FIG. 1*



*FIG. 2*






FIG. 3




FIG. 4




FIG. 5

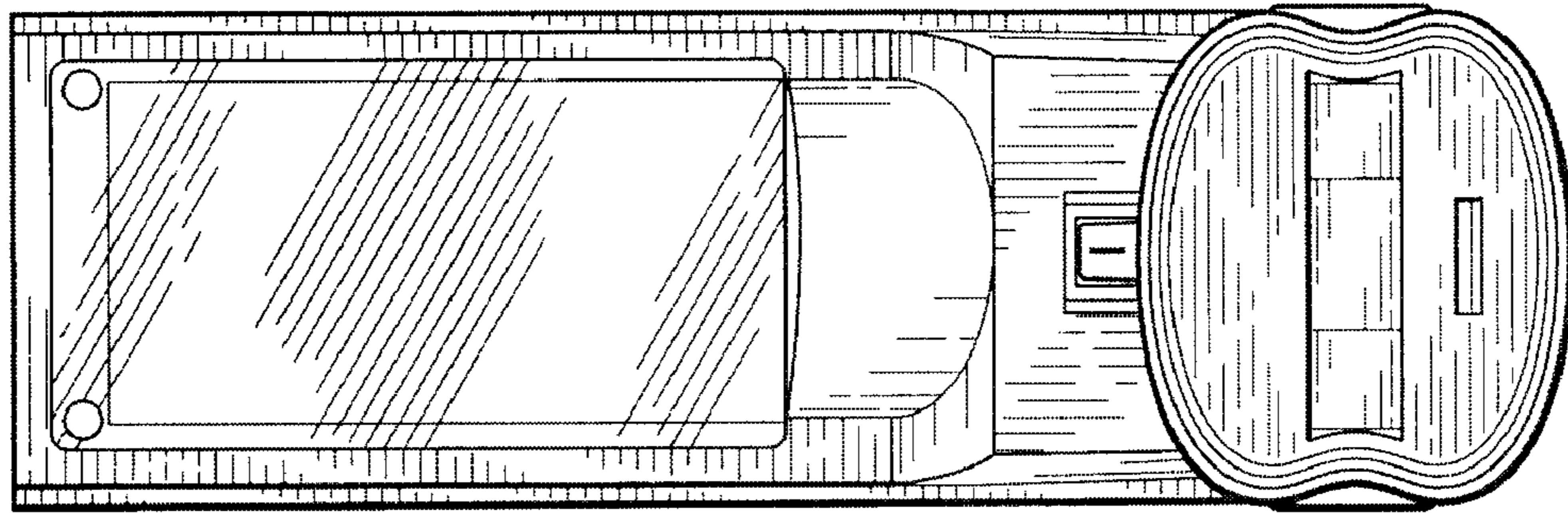


FIG. 6




FIG. 7