

US00D527109S

(12) **United States Design Patent** (10) **Patent No.:** **US D527,109 S**  
**Nan** (45) **Date of Patent:** **\*\* Aug. 22, 2006**

(54) **VIBRATOR**

2005/0113636 A1 \* 5/2005 Tucker ..... 600/38

(75) Inventor: **Simon Siu Man Nan**, Richmond Hill (CA)

OTHER PUBLICATIONS

Xandria Collection catalog item 61 "jack Rabbit" p. 1 @1995.\*  
Xandria Collection catalog item 173 "Double Duty" p. 8 @1995.\*  
Xandria Collection catalog items 314 & 257K "The Tongue and Universal attachment Kit" p. 18 @1995.\*  
Xandria Collection catalog item 804 "Dual Pleasures" p. 22 @1995.\*

(73) Assignee: **Nanma Manufacturing Co., Ltd.**, Chai Wan (HK)

(\*\*) Term: **14 Years**

\* cited by examiner

(21) Appl. No.: **29/206,853**

(22) Filed: **Jun. 4, 2004**

(51) **LOC (8) Cl.** ..... **28-03**

*Primary Examiner*—Ian Simmons

(52) **U.S. Cl.** ..... **D24/215; D24/214**

(58) **Field of Classification Search** ..... D24/215, D24/214, 105, 211, 200; 600/38; 601/80, 601/51, 40, 46, 84, 72, 94, 70, 69, 79, 125, 601/122, 128; 310/81, 50; 128/844, 842, 128/918

(57) **CLAIM**

The ornamental design for a vibrator, as shown and described.

See application file for complete search history.

**DESCRIPTION**

(56) **References Cited**

FIG. 1 is a view in side elevation of the vibrator, showing my new design.

**U.S. PATENT DOCUMENTS**

FIG. 2 is a view in side elevation from the back thereof, rotated 180° from that shown in FIG. 1.

D99,747 S	1/1936	Greth	
D176,898 S	2/1956	Anderson et al.	
D384,156 S	9/1997	Kain	
D426,311 S	6/2000	Horowitz et al.	
6,190,307 B1 *	2/2001	Tsai	600/38
D466,218 S *	11/2002	Dalton et al.	D24/215
D484,987 S	1/2004	Nan	
2002/0188233 A1 *	12/2002	Denyes	601/46
2003/0093016 A1 *	5/2003	Chen	601/128

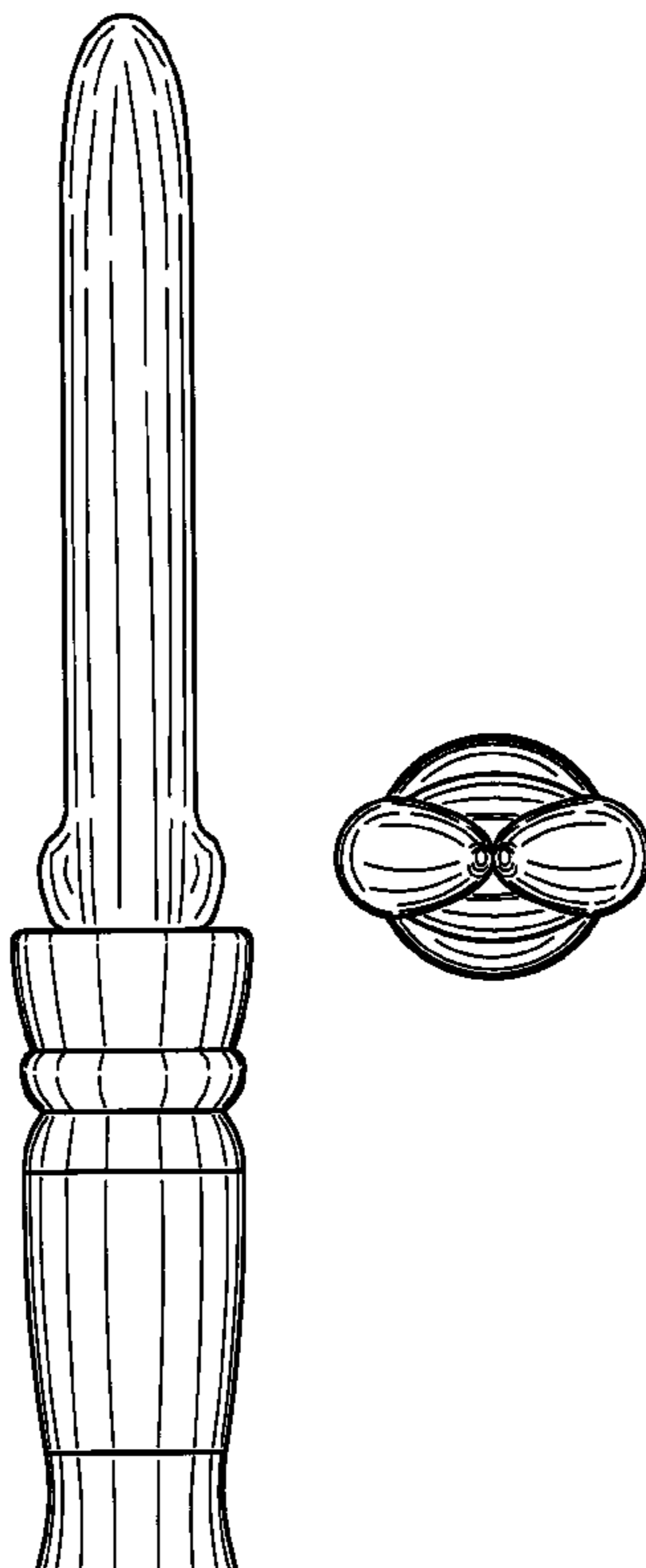
FIG. 3 is a view in side elevation thereof, rotated 90° from that shown in FIG. 1.

FIG. 4 is a view in side elevation thereof, rotated 180° from that shown in FIG. 3.

FIG. 5 is a top plan view thereof; and,

FIG. 6 is a bottom plan view thereof.

**1 Claim, 1 Drawing Sheet**



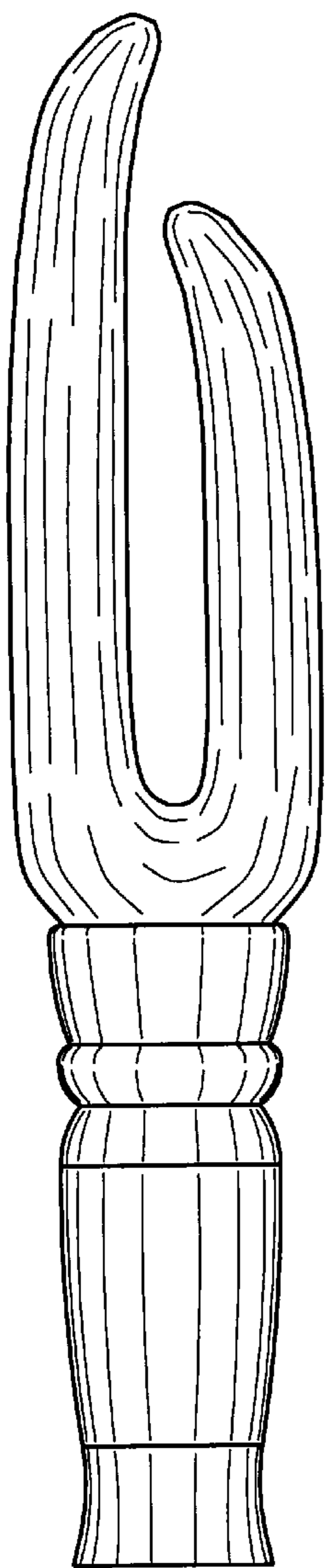


FIG. 1

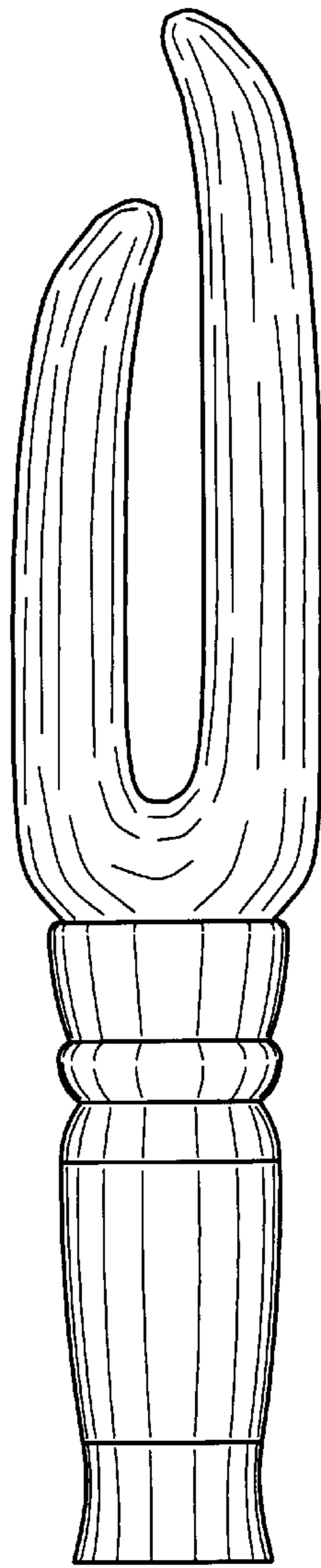


FIG. 2

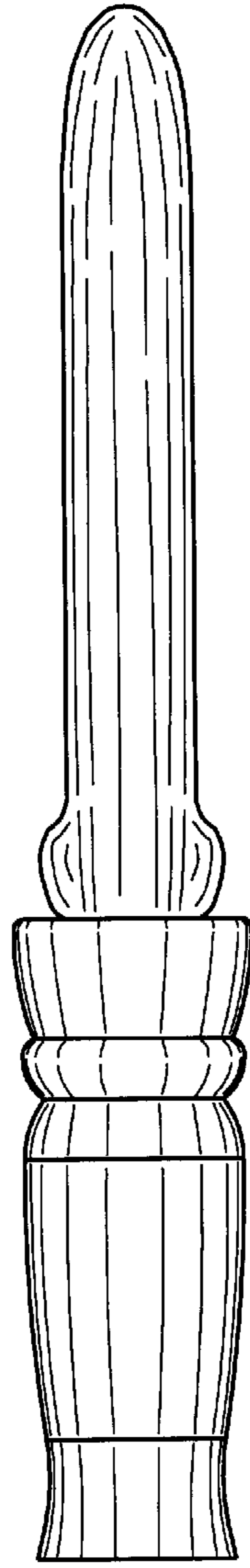


FIG. 3

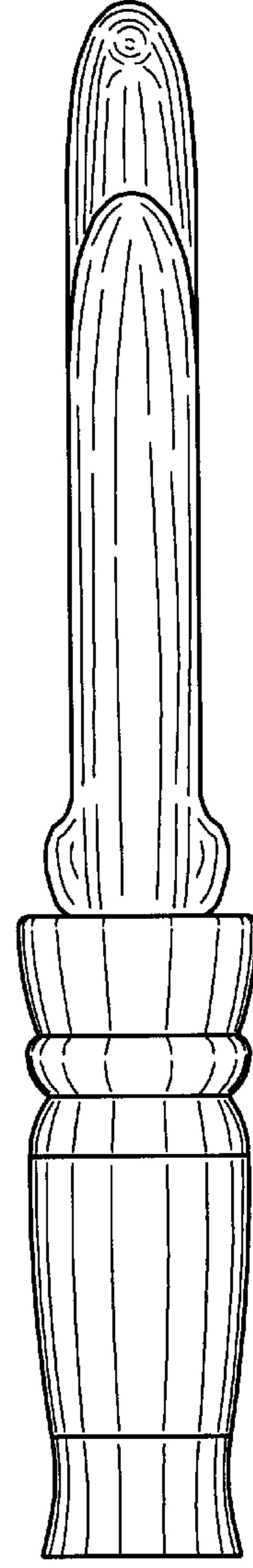


FIG. 4

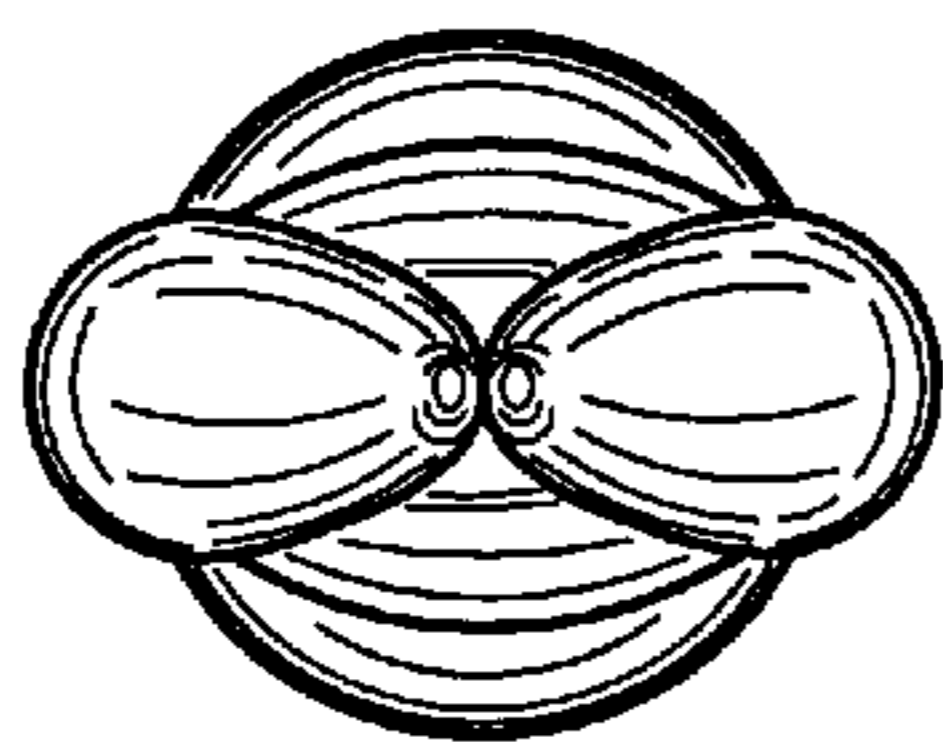


FIG. 5

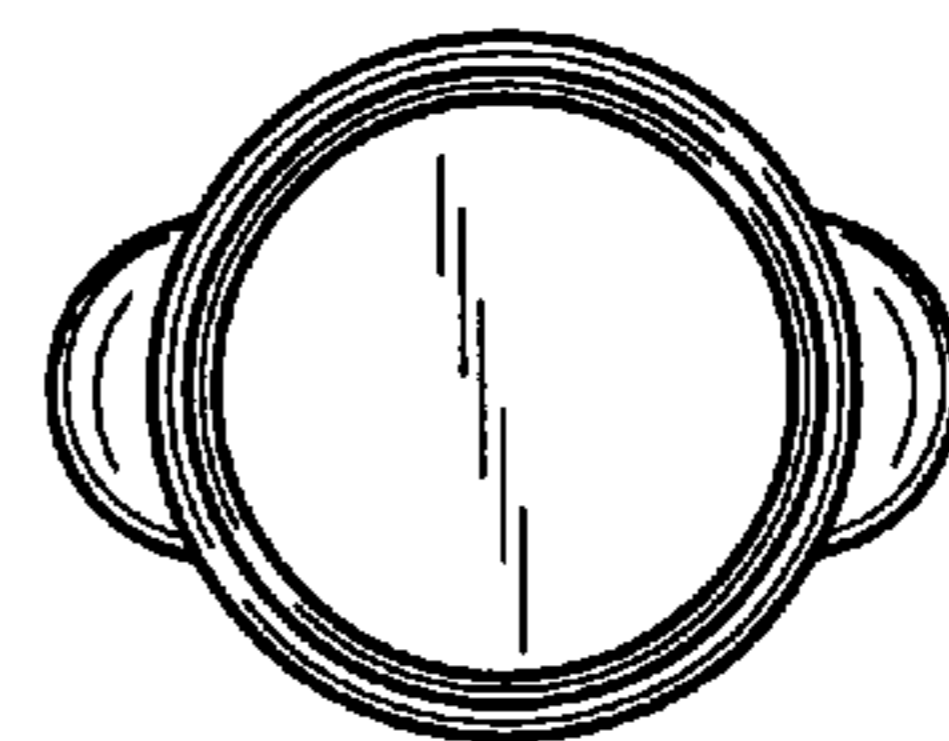


FIG. 6