



US00D527092S

(12) **United States Design Patent** (10) **Patent No.:** **US D527,092 S**  
**Dye** (45) **Date of Patent:** **\*\* Aug. 22, 2006**

(54) **CEILING FAN HOUSING**

(75) Inventor: **David L. Dye**, Grapevine, TX (US)

(73) Assignee: **Craftmade International, Inc.**,  
Coppell, TX (US)

(\*\*) Term: **14 Years**

(21) Appl. No.: **29/221,169**

(22) Filed: **Jan. 11, 2005**

(51) **LOC (8) Cl.** ..... **23-04**

(52) **U.S. Cl.** ..... **D23/411**

(58) **Field of Classification Search** ..... D23/411,  
D23/413, 377, 379, 385; 416/5  
See application file for complete search history.

(56) **References Cited**

U.S. PATENT DOCUMENTS

D363,346 S \* 10/1995 Wang ..... D23/377  
D428,129 S \* 7/2000 Huang ..... D23/411

\* cited by examiner

*Primary Examiner*—Lisa Lichtenstein

(74) *Attorney, Agent, or Firm*—Haynes and Boone, LLP

(57) **CLAIM**

The ornamental design for a ceiling fan housing, as shown and described.

**DESCRIPTION**

FIG. 1 is a perspective view of the ceiling fan housing showing my new design;

FIG. 2 is a front elevational view thereof, the right side elevational view, the left side elevational view and the rear elevational view being the same;

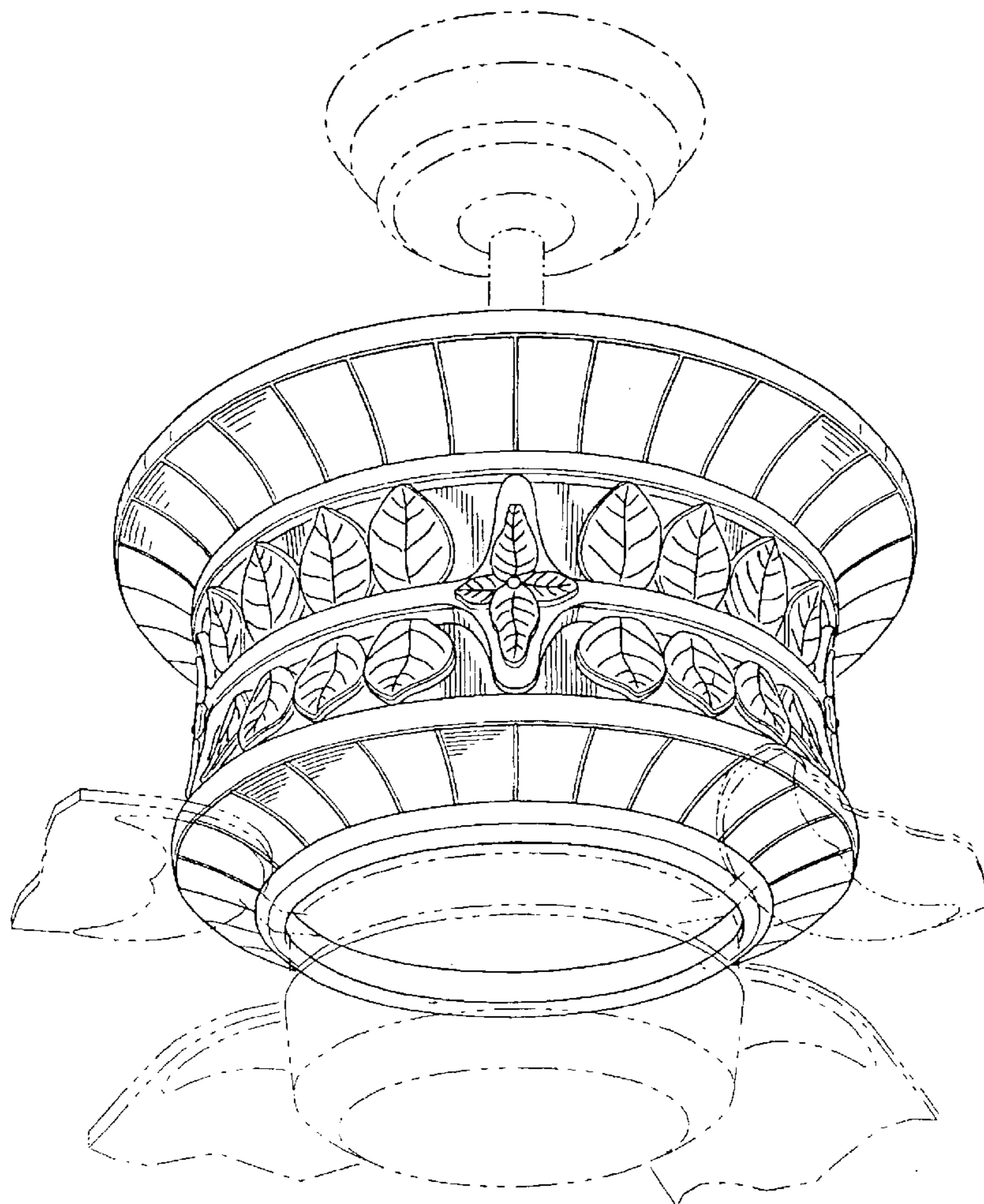
FIG. 3 is another elevational view thereof viewed from a direction midway between the front elevational view and the right side elevational view;


FIG. 4 is a top plan view thereof; and,

FIG. 5 is a bottom plan view thereof.


Any broken line illustration of environmental structure in the drawings is not part of the design sought to be patented.

**1 Claim, 3 Drawing Sheets**







*Fig. 1*



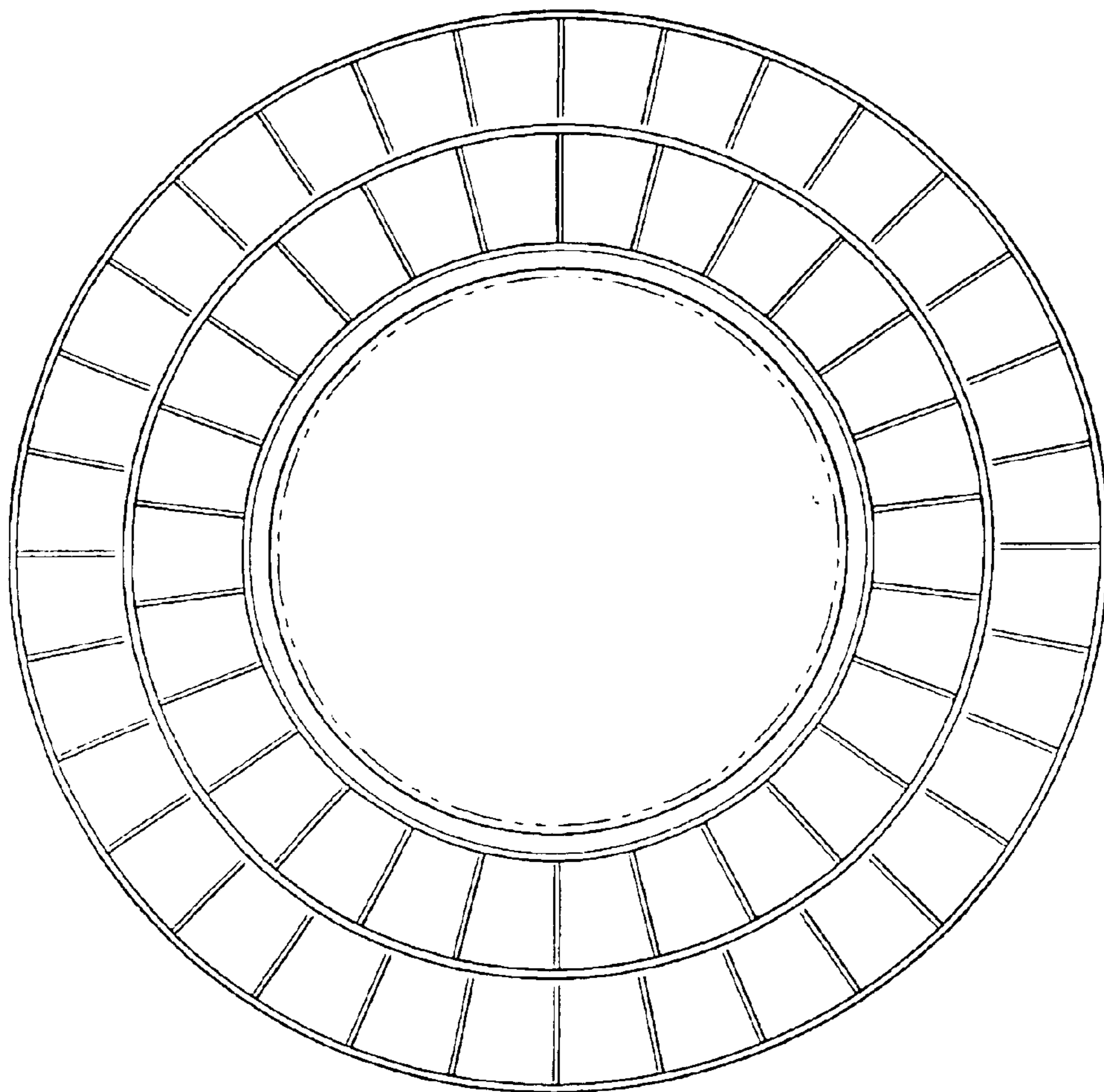
*Fig. 2*



*Fig. 4*



*Fig. 3*



*Fig. 5*