



US00D527089S

(12) **United States Design Patent**
Young

(10) **Patent No.:** **US D527,089 S**

(45) **Date of Patent:** **** Aug. 22, 2006**

(54) **COMBINATION CEILING FAN AND LIGHT FIXTURE**

(75) Inventor: **Stanfield Young**, Los Alamitos, CA (US)

(73) Assignee: **Minka Lighting, Inc.**, Corona, CA (US)

(**) Term: **14 Years**

(21) Appl. No.: **29/228,258**

(22) Filed: **Apr. 21, 2005**

(51) **LOC (8) Cl.** **23-04**

(52) **U.S. Cl.** **D23/377; D26/59**

(58) **Field of Classification Search** D23/377,
D23/379, 385, 411, 413; D26/59, 71, 81-88,
D26/51; 416/5; 362/96

See application file for complete search history.

(56) **References Cited**

U.S. PATENT DOCUMENTS

D425,610 S * 5/2000 Gee, II D23/377
D464,722 S * 10/2002 Sonneman D23/377

OTHER PUBLICATIONS

Montecarlo Internet Catalog; Orbit; Model # MC-50BR52BSD; printed from www.hansenwholesale.com on Apr. 22, 2005.

Casablanca Internet Catalog; Bel Air Halo; Model #CA38DH45T; printed from www.ceilingfanoutlet.com on May 13, 2005.

Artemide Internet Catalog; Musa Suspension; printed from www.artemide.us on May 13, 2005.

Artemide Internet Catalog; Giocasta Suspension; printed from www.artemide.us on May 13, 2005.

* cited by examiner

Primary Examiner—Lisa Lichtenstein

(74) *Attorney, Agent, or Firm*—Baker & McKenzie LLP

(57) **CLAIM**

The ornamental design for a combination ceiling fan and light fixture, as shown and described.

DESCRIPTION

FIG. 1 is a perspective view from below of a combination ceiling fan and light fixture in accordance with my design; FIG. 2 is a reduced top plan view of the combination ceiling fan and light fixture in accordance with my design;


FIG. 3 is a reduced bottom plan view of the combination ceiling fan and light fixture in accordance with my design;

FIG. 4 is a front elevation view of the combination ceiling fan and light fixture in accordance with my design; and,

FIG. 5 is a side elevation view of the combination ceiling fan and light fixture in accordance with my design the opposite side being substantially identical to that shown except for the position of the fan blades.

FIGS. 4 and 5 are identical except for the positioning of the fan blades.

1 Claim, 5 Drawing Sheets






Fig.1




Fig.2




Fig.3




Fig.4




Fig.5

UNITED STATES PATENT AND TRADEMARK OFFICE
CERTIFICATE OF CORRECTION

PATENT NO. : Des. 527,089 S
APPLICATION NO. : 29/228258
DATED : August 22, 2006
INVENTOR(S) : Young

Page 1 of 7

It is certified that error appears in the above-identified patent and that said Letters Patent is hereby corrected as shown below:

The title page showing the illustrative figure should be deleted to be replaced with the attached title page.

The drawing sheets, consisting of Figs. 1-5, should be deleted to be replaced with the drawing sheets, consisting of Figs. 1-5, as shown on the attached page.

Signed and Sealed this

Fifth Day of August, 2008

A handwritten signature in black ink that reads "Jon W. Dudas". The signature is written in a cursive style with a large, looped initial "J".

JON W. DUDAS

Director of the United States Patent and Trademark Office

(12) **United States Design Patent** (10) **Patent No.:** **US D527,089 S**
Young (45) **Date of Patent:** **** Aug. 22, 2006**

(54) **COMBINATION CEILING FAN AND LIGHT FIXTURE**

(75) **Inventor:** Stanfield Young, Los Alamitos, CA (US)

(73) **Assignee:** Minka Lighting, Inc., Corona, CA (US)

(**) **Term:** 14 Years

(21) **Appl. No.:** 29/228,258

(22) **Filed:** Apr. 21, 2005

(51) **LOC (8) Cl.** 23-04

(52) **U.S. Cl.** D23/377; D26/59

(58) **Field of Classification Search** D23/377, D23/379, 385, 411, 413; D26/59, 71, 81-88, D26/51; 416/5; 362/96

See application file for complete search history.

(56) **References Cited**

U.S. PATENT DOCUMENTS

D425,610 S * 5/2000 Gee, II D23/377
 D464,722 S * 10/2002 Sonneman D23/377

OTHER PUBLICATIONS

Montecarlo Internet Catalog; Orbit; Model # MC-50BR52BSD; printed from www.hansenwholesale.com on Apr. 22, 2005.

Casablanca Internet Catalog; Bel Air Halo; Model #CA38DF145T; printed from www.ceilingfanoutlet.com on May 13, 2005.

Artemide Internet Catalog; Masa Suspension; printed from www.artemide.us on May 13, 2005.

Artemide Internet Catalog; Giocesta Suspension; printed from www.artemide.us on May 13, 2005.

* cited by examiner

Primary Examiner—Lisa Lichtenstein

(74) *Attorney, Agent, or Firm* Baker & McKenzie LLP

(57) **CLAIM**

The ornamental design for a combination ceiling fan and light fixture, as shown and described.

DESCRIPTION

FIG. 1 is a perspective view from below of a combination ceiling fan and light fixture in accordance with my design;

FIG. 2 is a reduced top plan view of the combination ceiling fan and light fixture in accordance with my design;

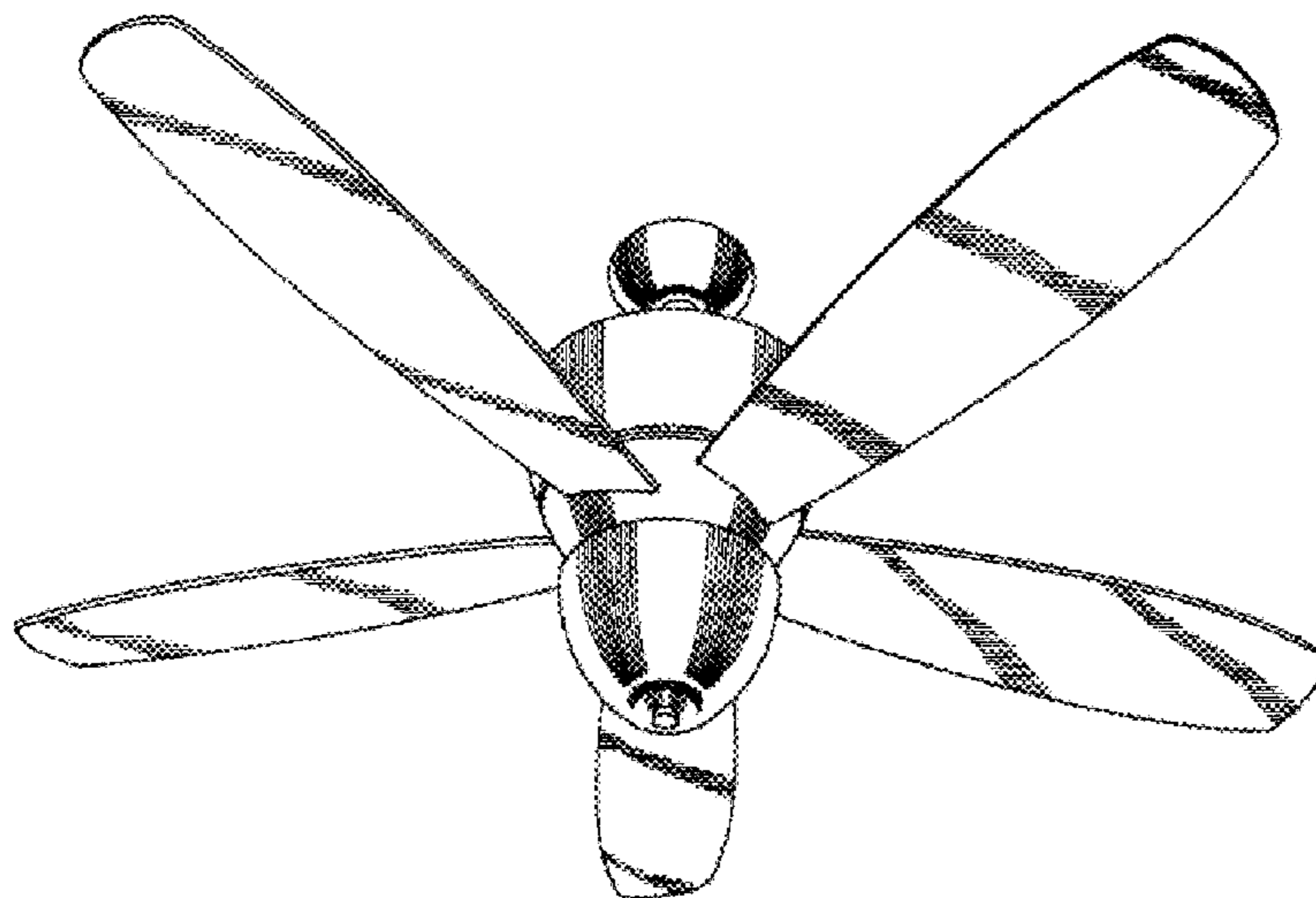
FIG. 3 is a reduced bottom plan view of the combination ceiling fan and light fixture in accordance with my design.

FIG. 4 is a front elevation view of the combination ceiling fan and light fixture in accordance with my design; and,

FIG. 5 is a side elevation view of the combination ceiling fan and light fixture in accordance with my design the opposite side being substantially identical to that shown except for the position of the fan blades.

FIGS. 4 and 5 are identical except for the positioning of the fan blades.

1 Claim, 5 Drawing Sheets



U.S. Patent

Aug. 22, 2006

Sheet 1 of 5

D527,089 S

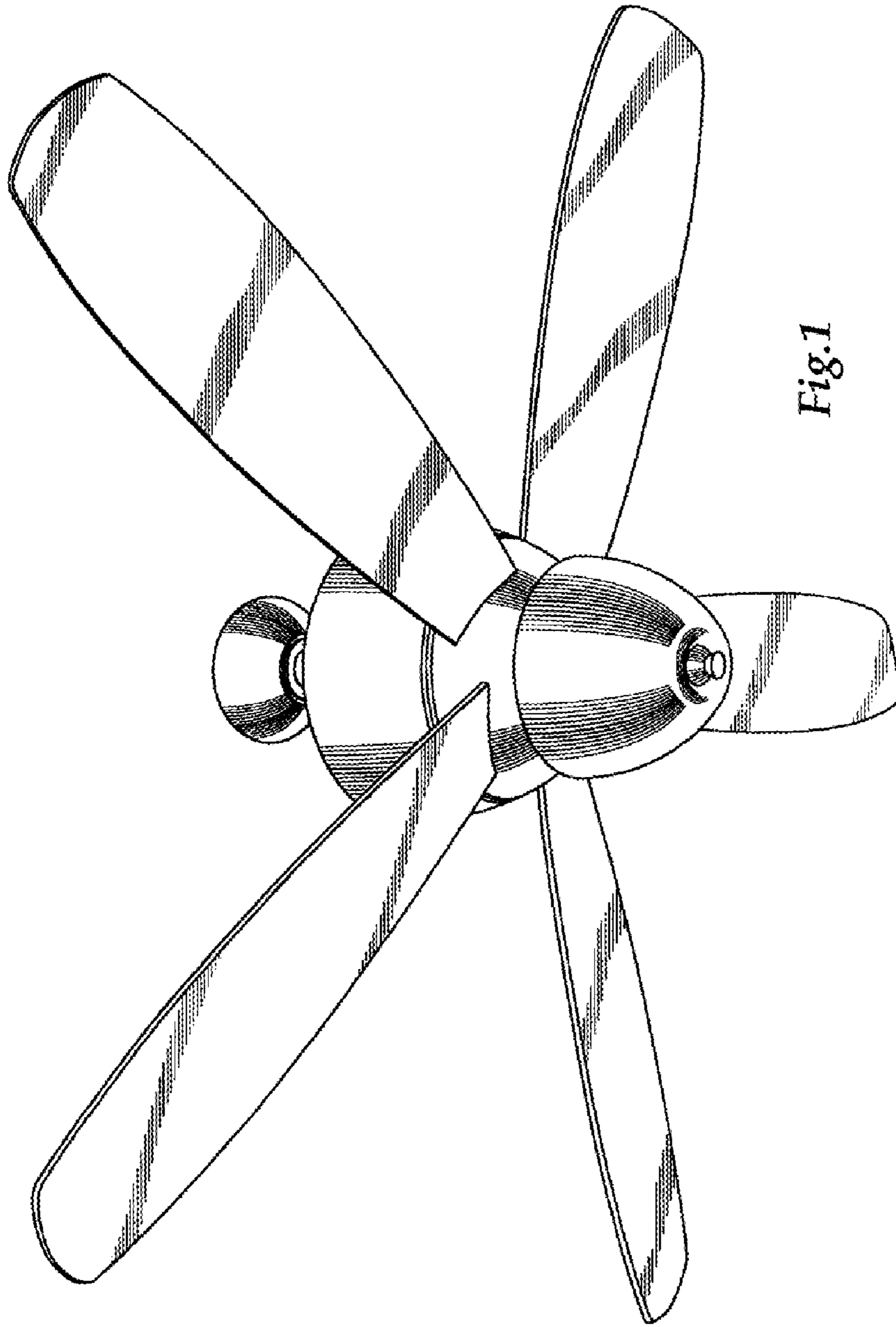


Fig. 1




Fig.2

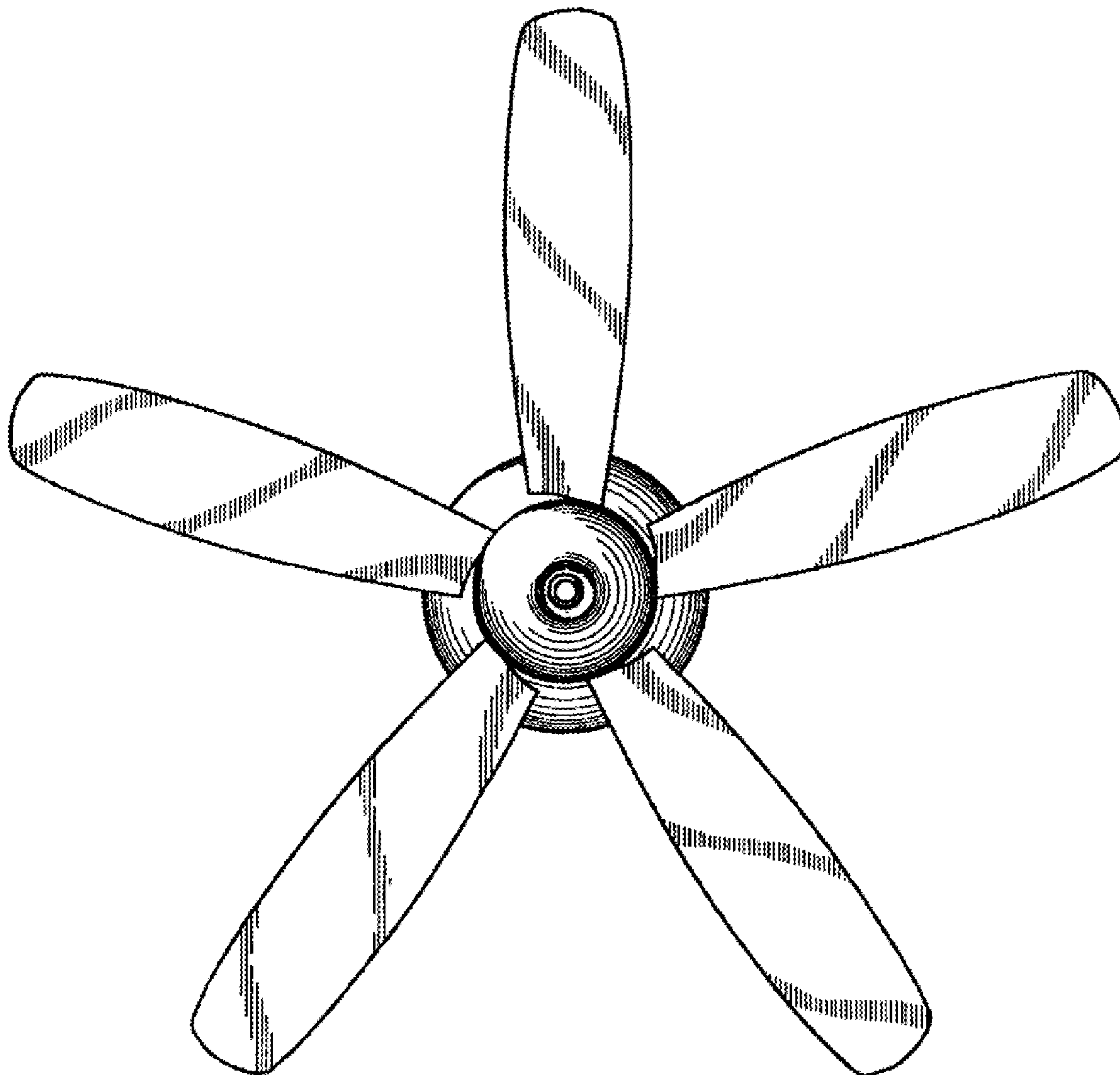


Fig.3

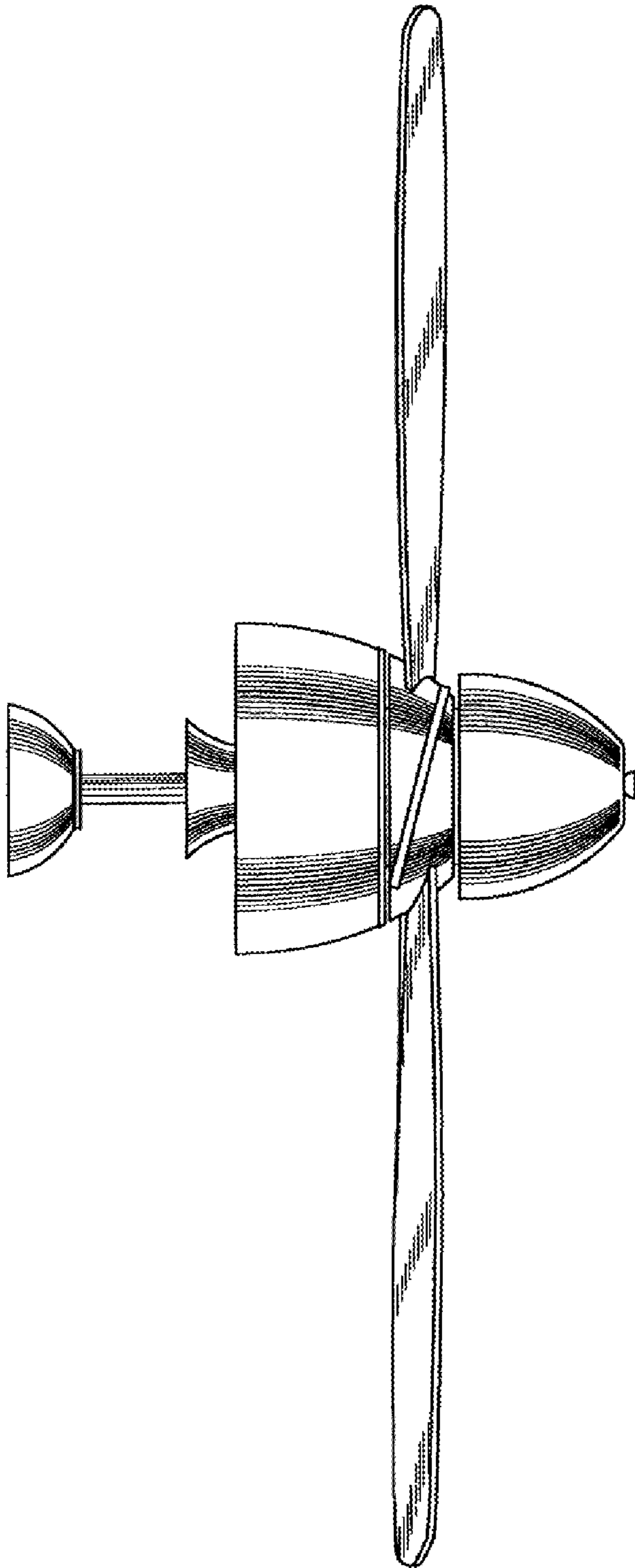


Fig. 4

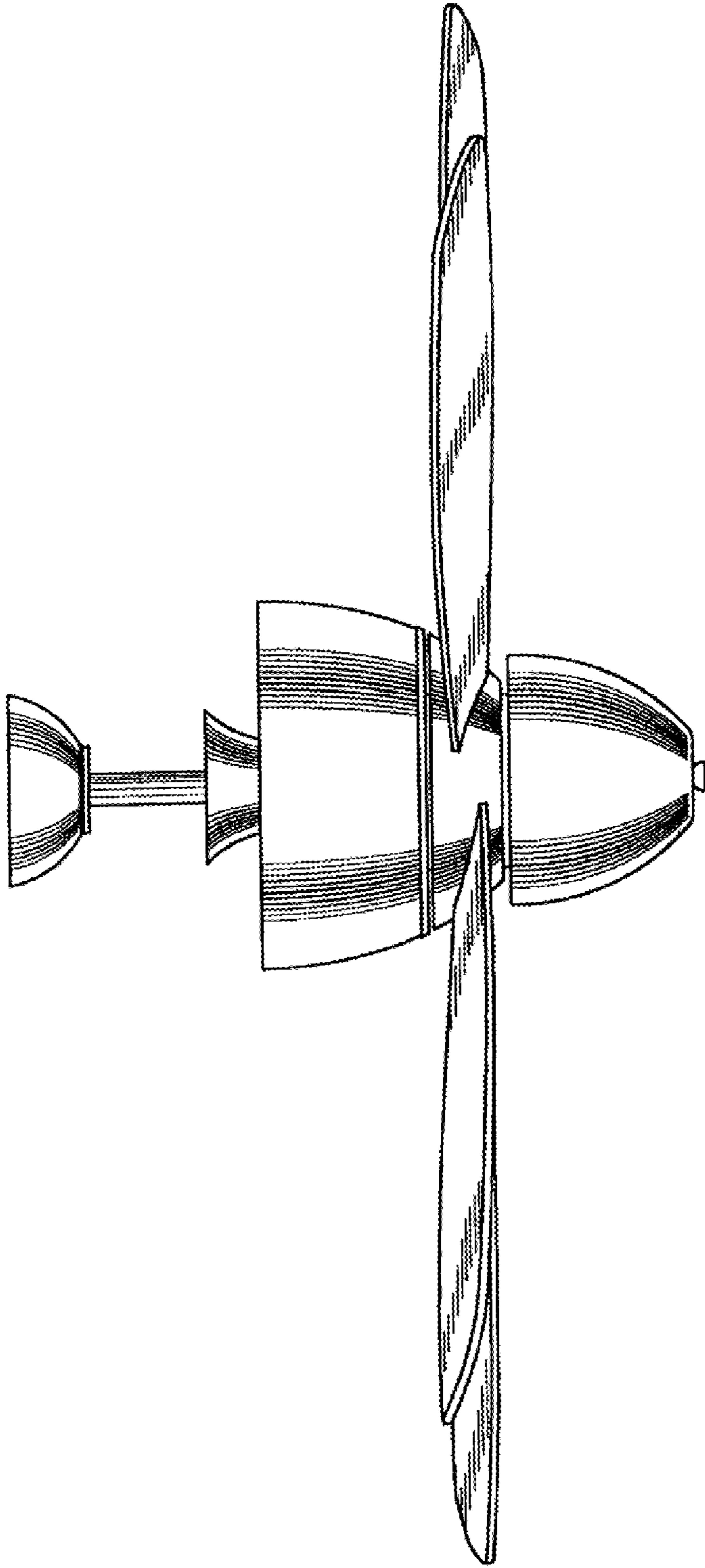


Fig.5