



US00D527075S

(12) **United States Design Patent**
Wood et al.

(10) **Patent No.:** **US D527,075 S**

(45) **Date of Patent:** **** Aug. 22, 2006**

(54) **PULL-DOWN FAUCET ASSEMBLY**

D499,795 S * 12/2004 Bayer D23/238
D511,560 S * 11/2005 Kulig et al. D23/238

(75) Inventors: **Jonathan Wood**, San Juan Capistrano, CA (US); **Charles Molina**, Irvine, CA (US); **Scott Cline**, New Albany, OH (US); **Patrick Walker**, Pataskala, OH (US)

* cited by examiner

Primary Examiner—Louis S. Zarfaz
Assistant Examiner—Gregory Andoll
(74) *Attorney, Agent, or Firm*—Kwadjo Adusei-Poku; Lloyd D. Doigan

(73) Assignee: **Brasstech, Inc.**, Santa Ana, CA (US)

(**) Term: **14 Years**

(57) **CLAIM**

The ornamental design for a pull-down faucet assembly, as shown and described.

(21) Appl. No.: **29/233,432**

(22) Filed: **Jul. 1, 2005**

DESCRIPTION

(51) **LOC (8) Cl.** **23-01**

(52) **U.S. Cl.** **D23/238**

(58) **Field of Classification Search** D23/238–257;
4/675–678; 137/801

See application file for complete search history.


FIG. 1 is a front perspective view of a pull-down faucet assembly showing our design;
FIG. 2 is a front elevational view thereof;
FIG. 3 is a rear elevational view thereof;
FIG. 4 is a right side elevational view thereof;
FIG. 5 is a left side elevational view thereof; and,
FIG. 6 is a top plan view thereof.

(56) **References Cited**

U.S. PATENT DOCUMENTS

D470,224 S * 2/2003 Hanna D23/238

1 Claim, 6 Drawing Sheets






FIG. 1




FIG. 2




FIG. 3

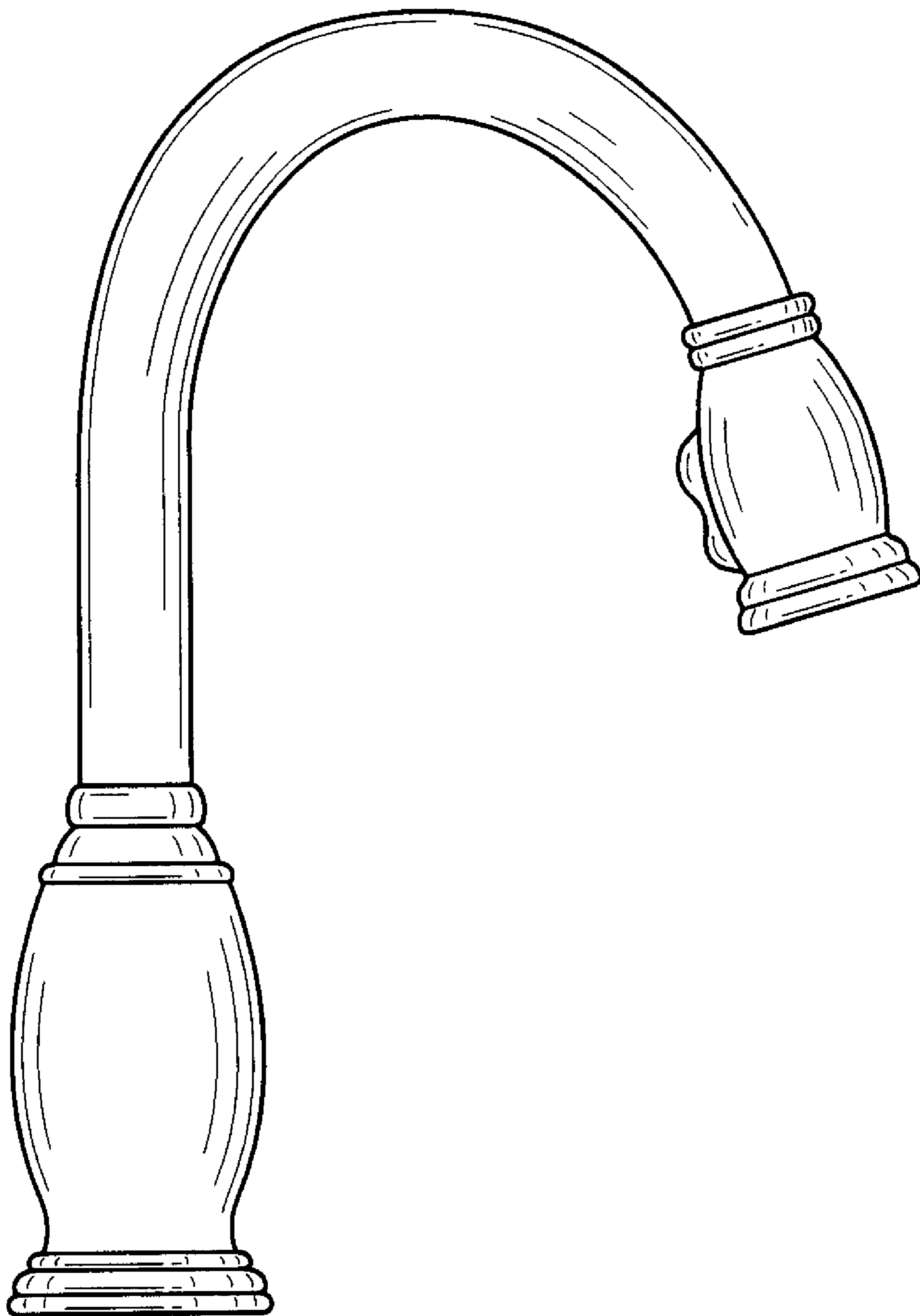


FIG. 4

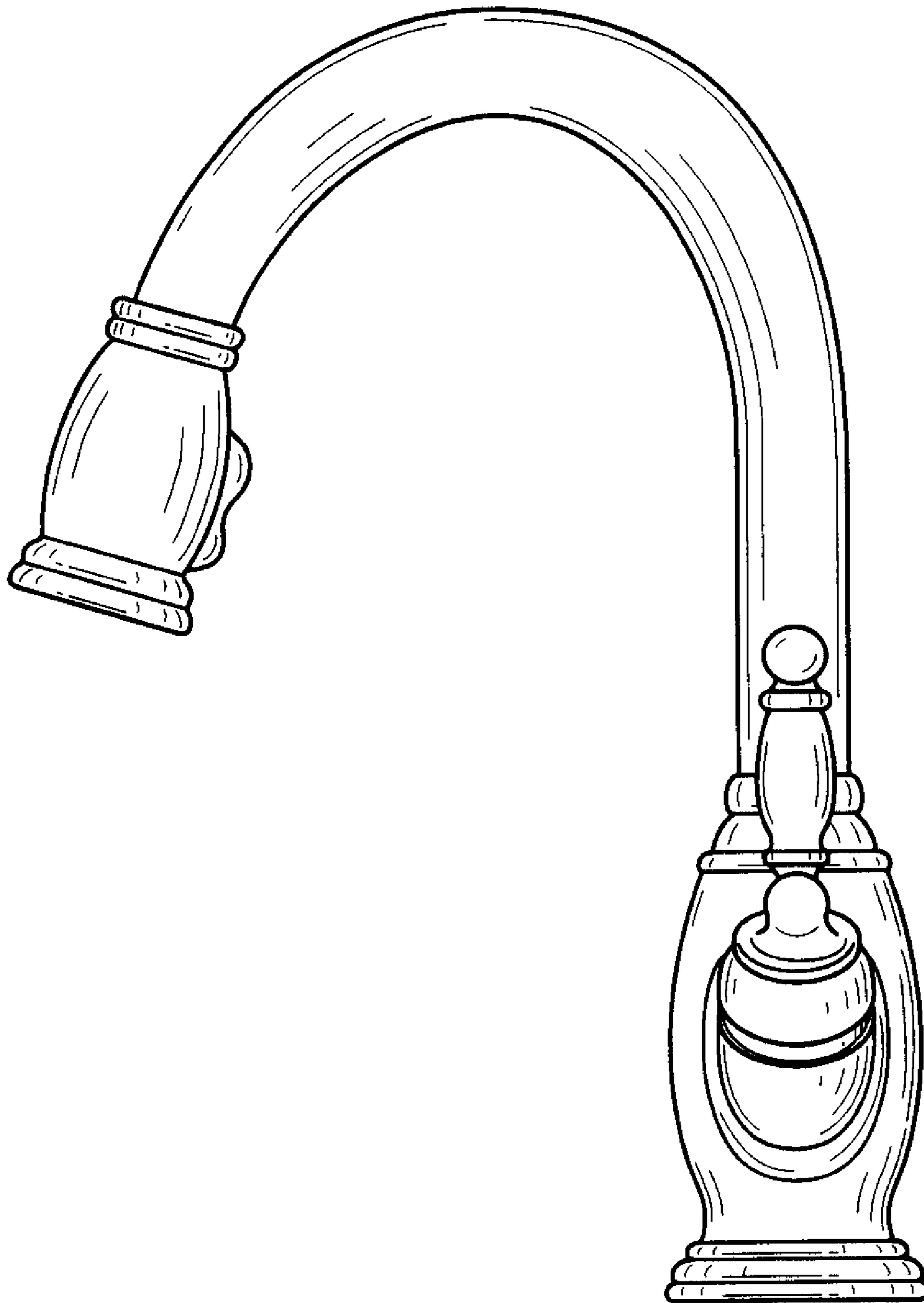


FIG. 5

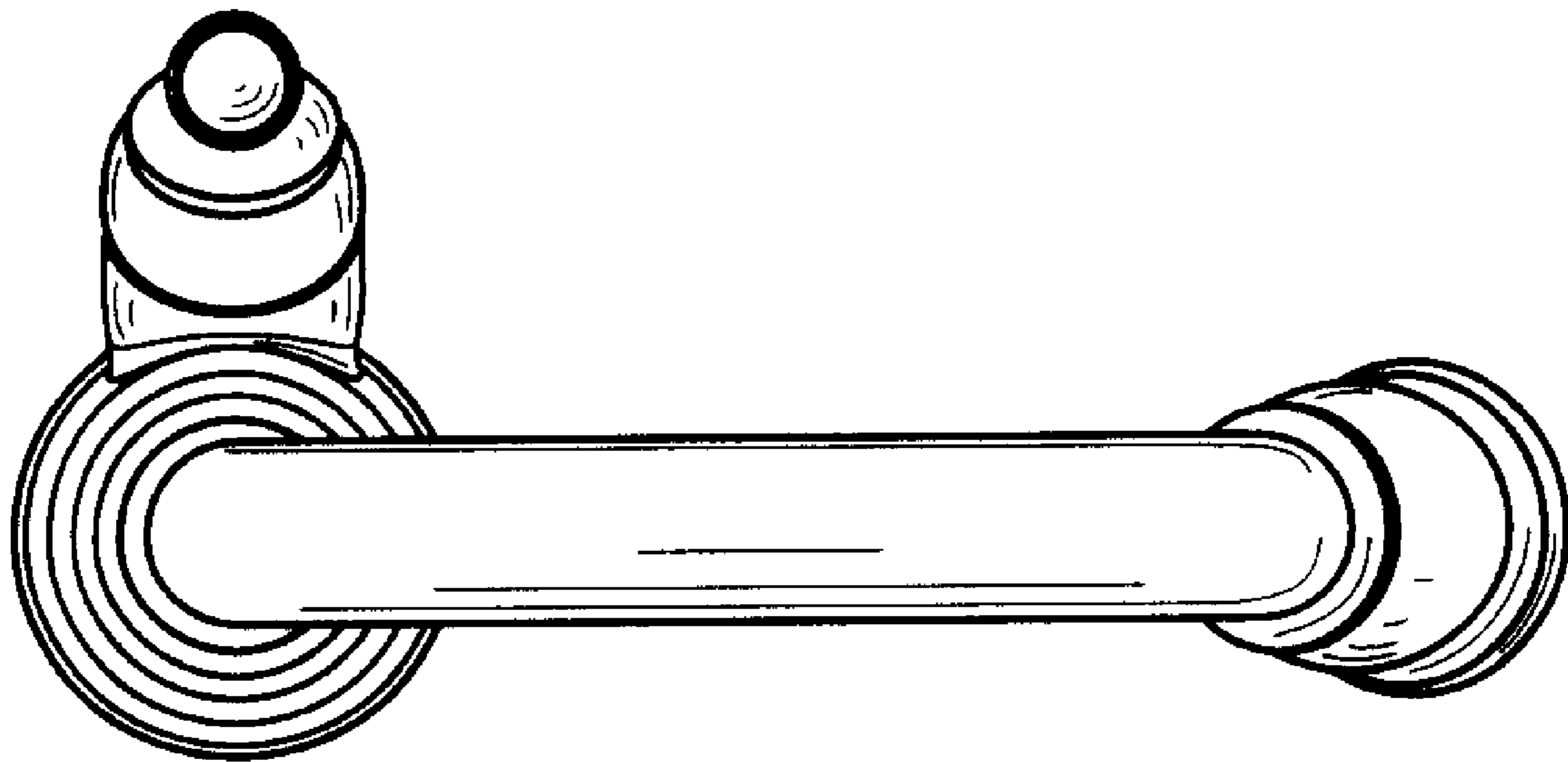


FIG. 6