



US00D527074S

(12) **United States Design Patent**  
**Lammel et al.**

(10) **Patent No.:** **US D527,074 S**

(45) **Date of Patent:** **\*\* Aug. 22, 2006**

(54) **FAUCET**

D481,105 S \* 10/2003 Wettstein et al. .... D23/238  
D481,445 S \* 10/2003 Haug et al. .... D23/238

(75) Inventors: **Michael Lammel**, Aachen (DE);  
**Michael Zeisel**, Aachen (DE)

**OTHER PUBLICATIONS**

(73) Assignee: **KWC AG**, Unterkulm (CH)

U.S. Appl. No. 29/217,363; filed Nov. 17, 2004; Lammel et al.

(\*\*) Term: **14 Years**

\* cited by examiner

(21) Appl. No.: **29/217,364**

*Primary Examiner*—Louis S. Zarfes

(22) Filed: **Nov. 17, 2004**

*Assistant Examiner*—Gregory Andoll

(30) **Foreign Application Priority Data**

(74) *Attorney, Agent, or Firm*—Oblon, Spivak, McClelland, Maier & Neustadt, P.C.

May 18, 2004 (SE) ..... 130.654

(57) **CLAIM**

(51) **LOC (8) Cl.** ..... **23-01**

The ornamental design for a faucet, as shown and described.

(52) **U.S. Cl.** ..... **D23/238; D23/252**

**DESCRIPTION**

(58) **Field of Classification Search** ..... D23/238–257;  
4/675; 137/801

FIG. 1 is a front and left side view of a faucet showing our new design;

See application file for complete search history.

FIG. 2 is a left side elevational view thereof shown with the spray head in a pulled out position, the right side elevational view being a mirror image the side view shown;

(56) **References Cited**

**U.S. PATENT DOCUMENTS**

D324,905 S \* 3/1992 Chretien ..... D23/238  
D355,955 S \* 2/1995 Chretien ..... D23/238  
D396,092 S \* 7/1998 Haug et al. .... D23/238  
D416,609 S \* 11/1999 Mullenmeister ..... D23/252  
D424,172 S \* 5/2000 Haug et al. .... D23/238

FIG. 3 is an enlarged view of the upper portion thereof showing the handle in a raised position; and,

FIG. 4 is a top plan view thereof.

**1 Claim, 4 Drawing Sheets**

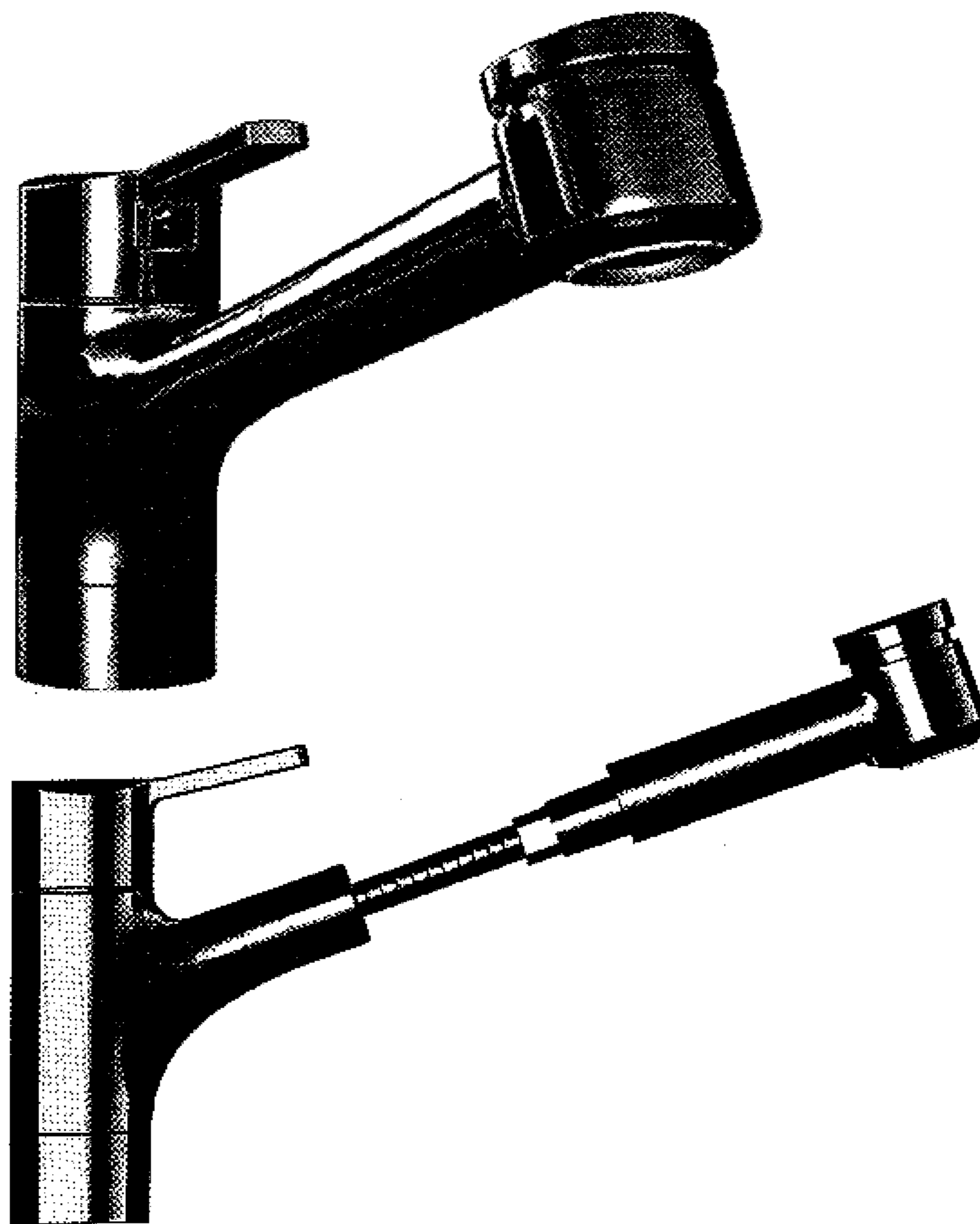




FIG. 1

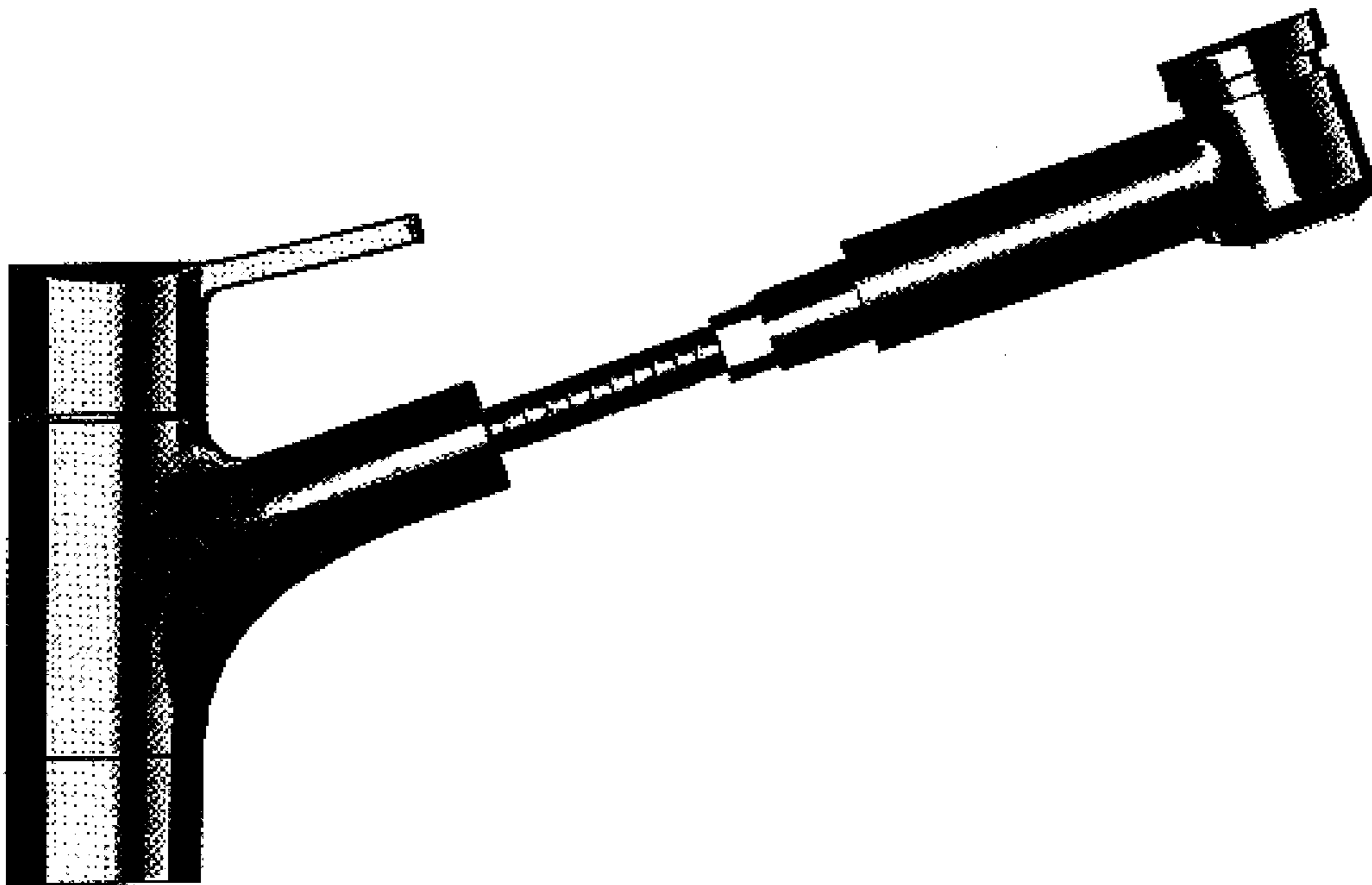


FIG. 2



FIG. 3

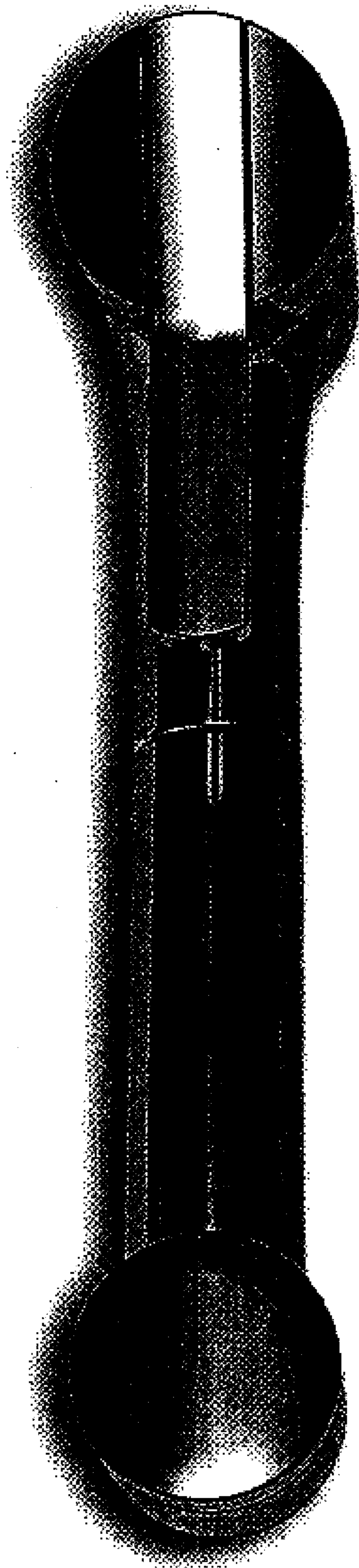


FIG. 4