



US00D527066S

(12) **United States Design Patent**  
**Greiner**

(10) **Patent No.:** **US D527,066 S**

(45) **Date of Patent:** **\*\* Aug. 22, 2006**

(54) **GOLFING PRACTICE DEVICE**

(76) Inventor: **Richard C. Greiner**, 20 Koda Dr.,  
Selah, WA (US) 98942

(\*\*) Term: **14 Years**

(21) Appl. No.: **29/225,190**

(22) Filed: **Mar. 8, 2005**

(51) **LOC (8) Cl.** ..... **21-02**

(52) **U.S. Cl.** ..... **D21/791; D21/790**

(58) **Field of Classification Search** ..... 473/251,  
473/278, 266, 131, 183, 176, 150, 151, 160,  
473/188; D21/789, 791, 708, 709, 826; D7/606,  
D7/607

See application file for complete search history.

(56) **References Cited**

**U.S. PATENT DOCUMENTS**

838,763 A	12/1906	Austin et al.	
1,636,655 A	7/1927	Young	
D303,700 S	* 9/1989	Morgan	..... D21/790
D306,632 S	* 3/1990	Gouin	..... D21/794
D312,292 S	11/1990	Retacco et al.	
D339,392 S	9/1993	Sims	
D346,831 S	* 5/1994	Adams	..... D21/790
D347,974 S	* 6/1994	McBride	..... D7/619.1
D356,159 S	3/1995	Harrison et al.	
D359,993 S	7/1995	Pelletier et al.	
D367,907 S	3/1996	Sandstrom et al.	
D378,117 S	2/1997	Aleamoni	

D378,516 S	3/1997	Smith et al.	
D400,440 S	11/1998	Tucker	
D425,706 S	5/2000	Calderone	
D434,465 S	* 11/2000	Muhaluk et al.	..... D21/826
D442,661 S	* 5/2001	Young	..... D21/790
D444,838 S	* 7/2001	Loredo	..... D21/791
D449,358 S	* 10/2001	Ogg	..... D21/708
D458,260 S	6/2002	Moss et al.	
D462,962 S	9/2002	Moss et al.	
D477,044 S	* 7/2003	Davis	..... D21/790
D487,296 S	* 3/2004	Lister	..... D21/791
D503,085 S	* 3/2005	McGrath, Jr.	..... D8/395
D506,235 S	* 6/2005	Kriews et al.	..... D21/709

\* cited by examiner

*Primary Examiner*—Mitchell Siegel  
(74) *Attorney, Agent, or Firm*—Stratton Ballew PLLC

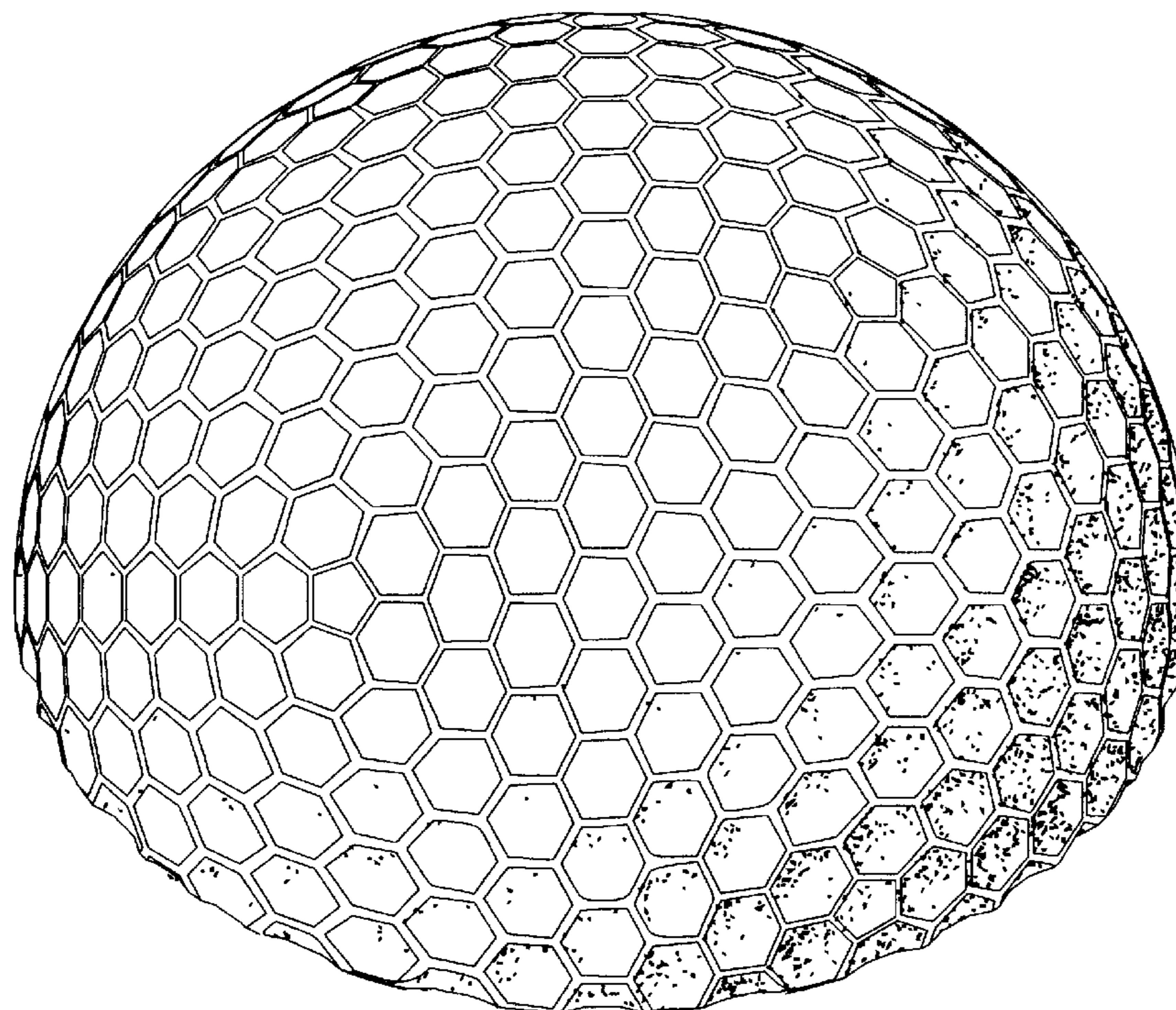
(57) **CLAIM**

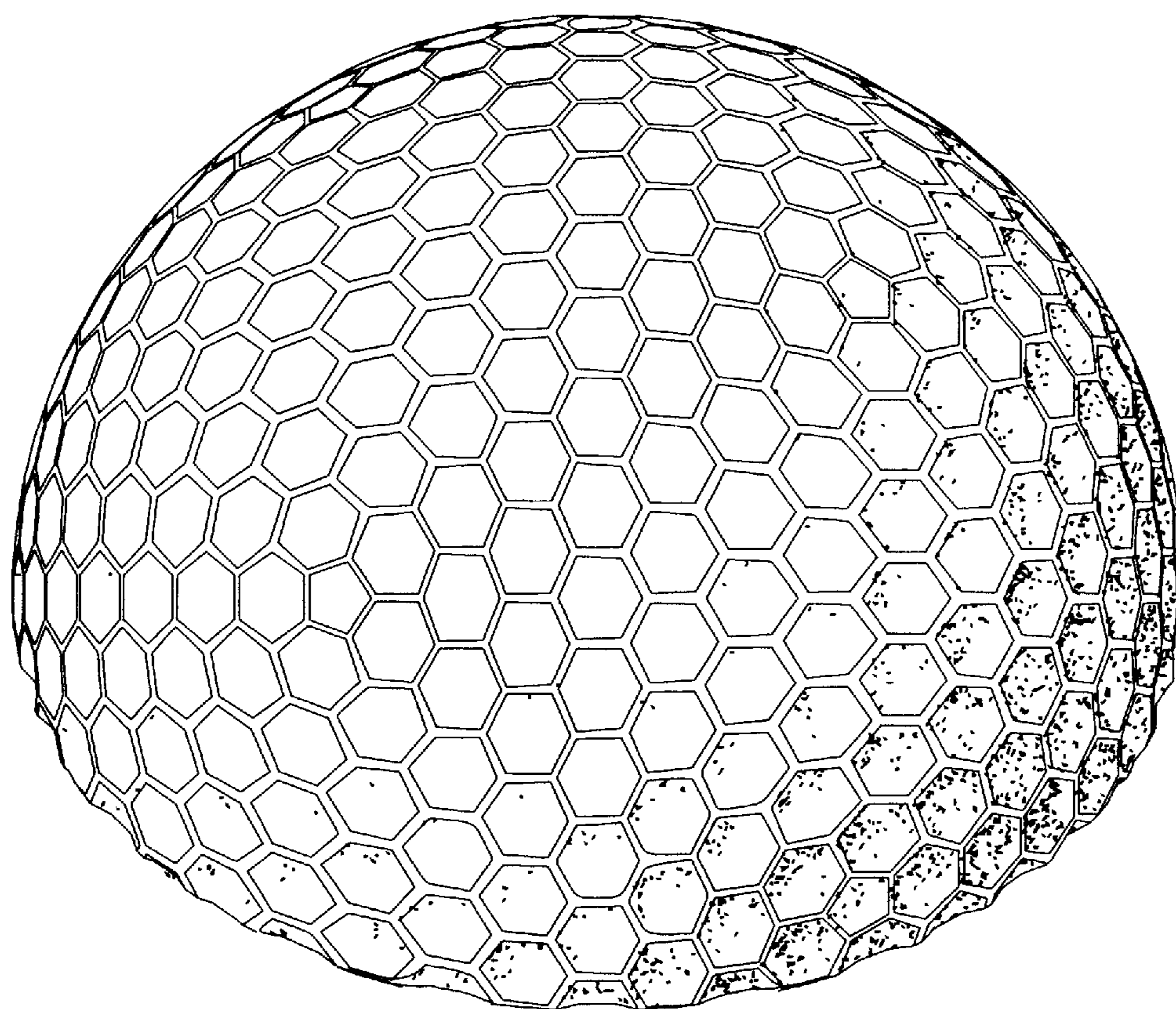
The ornamental design for a golfing practice device, as shown and described.

**DESCRIPTION**

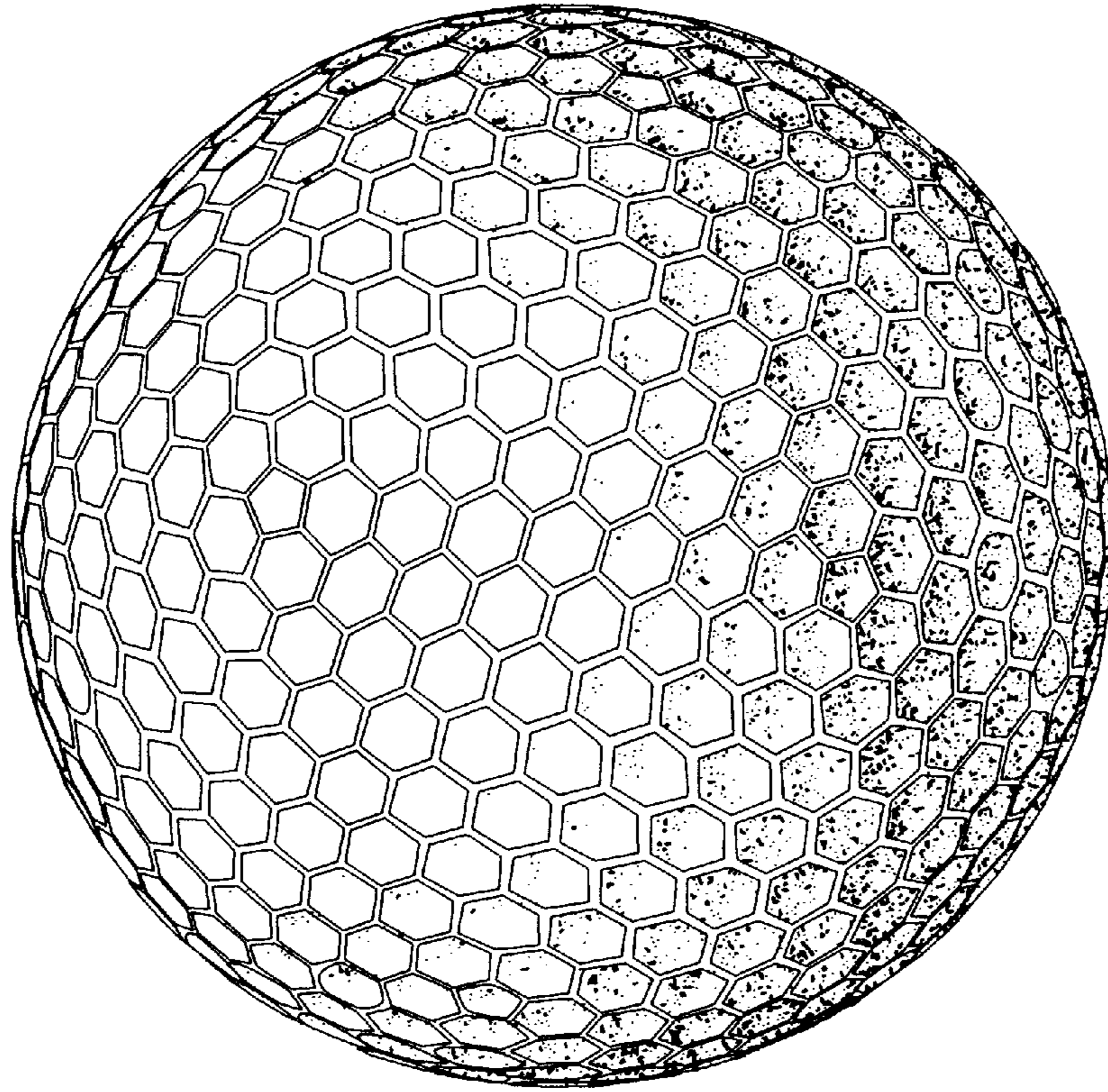
FIG. 1 is a perspective view of a golfing practice device, according to an embodiment of the invention;  
FIG. 2 is a top view of a golfing practice device, according to an embodiment of the invention;  
FIG. 3 is a side view of a golfing practice device, according to an embodiment of the invention; and,  
FIG. 4 is a bottom view of a golfing practice device, according to an embodiment of the invention.

**1 Claim, 3 Drawing Sheets**

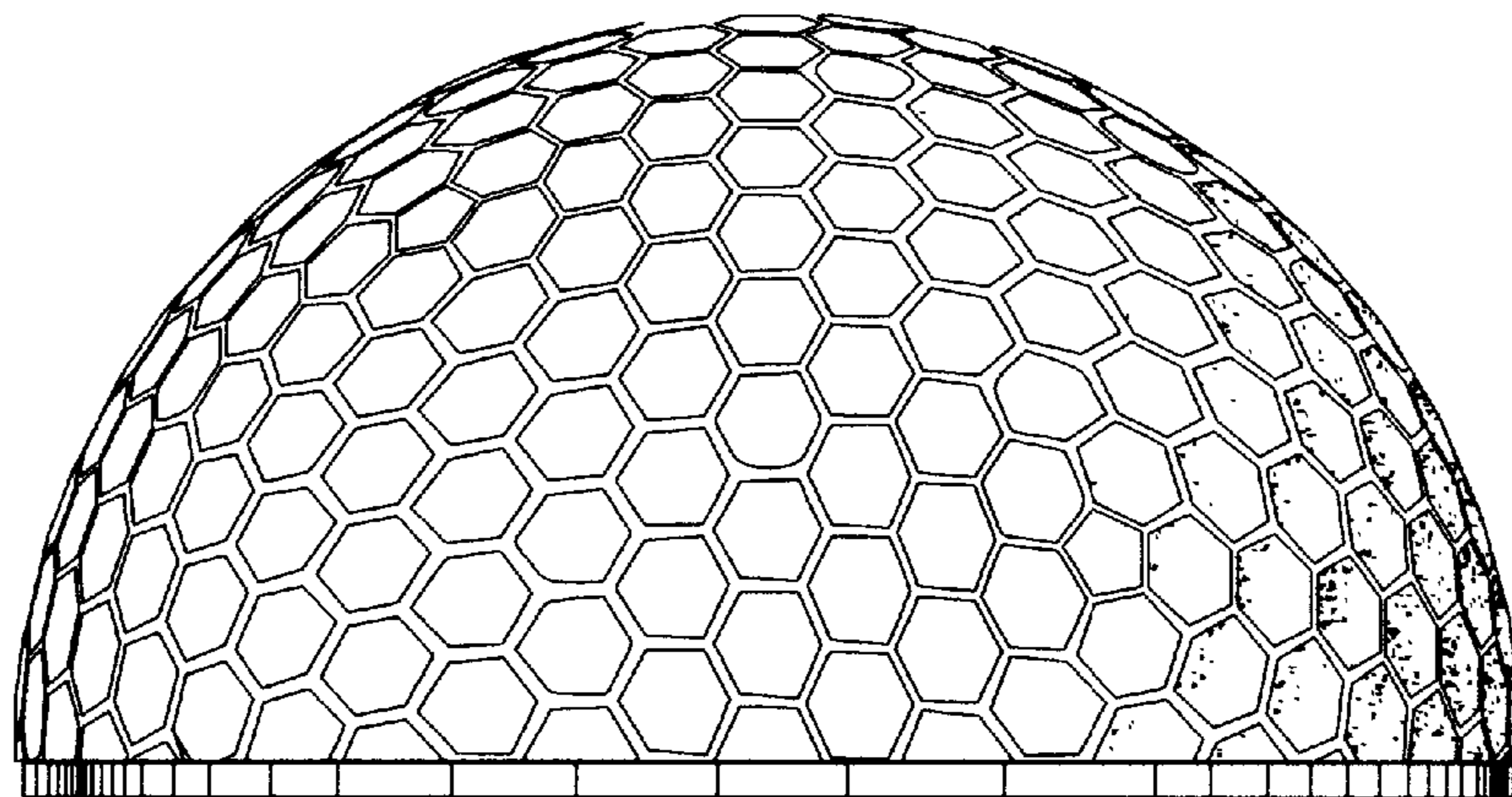




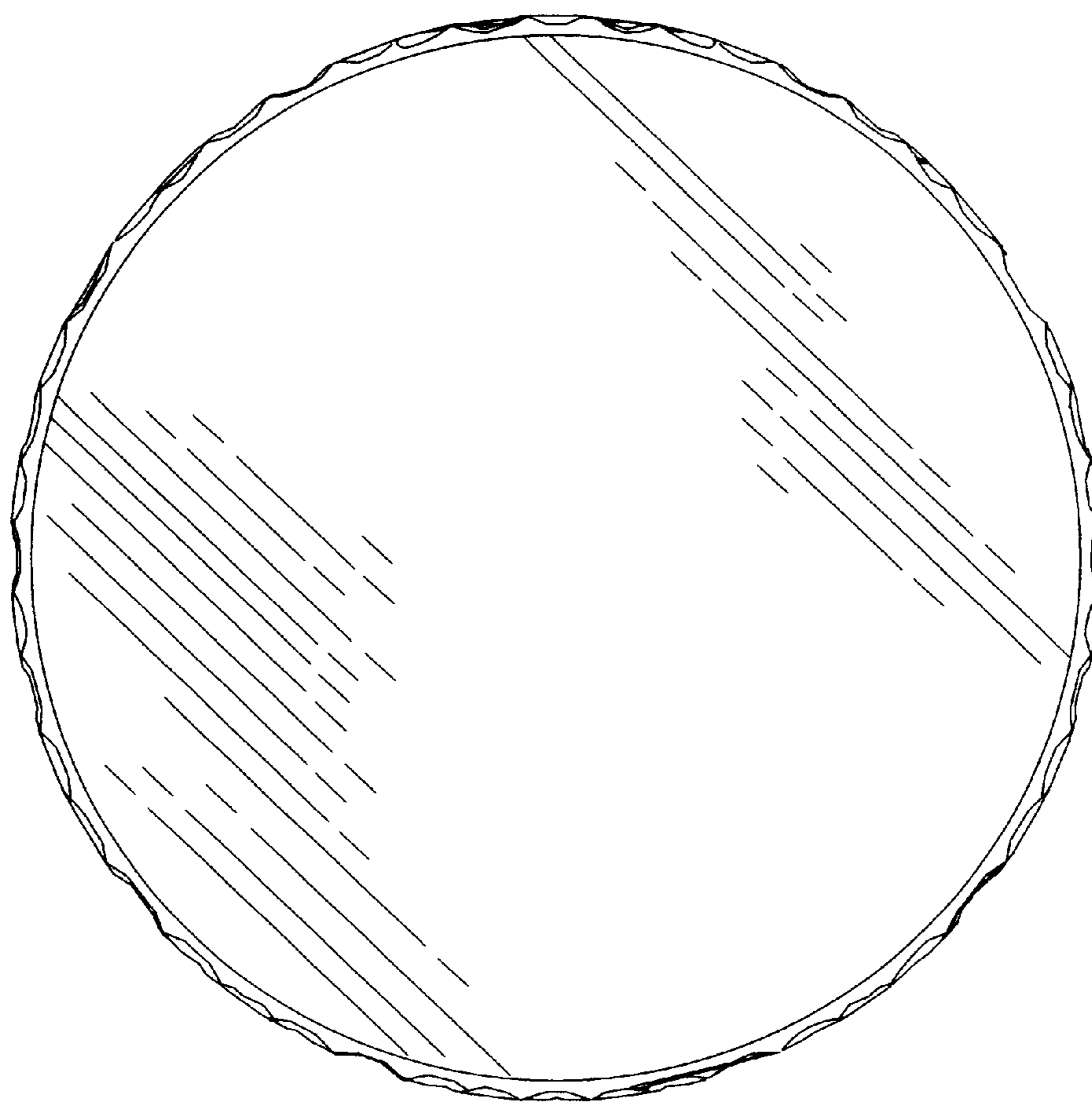
**FIG. 1**



**FIG. 2**



**FIG. 3**



**FIG. 4**