

US00D527065S

(12) **United States Design Patent**
Schary et al.

(10) **Patent No.:** **US D527,065 S**

(45) **Date of Patent:** **** Aug. 22, 2006**

(54) **HANDGRIP FOR A SPORTS POLE**

(75) Inventors: **Philippe Schary**, Groisy (FR); **Jérôme Minet**, Le Bourget du Lac (FR)

(73) Assignee: **Salomon S.A.**, Metz-Tessy (FR)

(**) Term: **14 Years**

(21) Appl. No.: **29/182,218**

(22) Filed: **May 22, 2003**

(30) **Foreign Application Priority Data**

Nov. 22, 2002 (WO) DM/062 097

(51) **LOC (8) Cl.** **21-02**

(52) **U.S. Cl.** **D21/775**

(58) **Field of Classification Search** D21/775,
D21/771; D3/7, 12, 16, 5, 6; 280/819-824;
16/430, 421; 135/76

See application file for complete search history.

(56) **References Cited**

U.S. PATENT DOCUMENTS

3,181,880	A	*	5/1965	Cameron et al.	280/821
4,645,235	A	*	2/1987	Joseph	280/821
D317,492	S	*	6/1991	Pugnat et al.	D21/775
5,290,063	A	*	3/1994	Lenhart	280/821
5,328,205	A	*	7/1994	Bacharach	280/822
5,538,285	A	*	7/1996	Goode	280/819
D404,785	S	*	1/1999	Lenhart	D21/775

6,139,060	A	*	10/2000	Lenhart	280/821
6,386,588	B1	*	5/2002	Young et al.	280/821
6,439,610	B1	*	8/2002	Pronzati	280/822
6,644,328	B1	*	11/2003	Lenhart	16/421
6,851,437	B1	*	2/2005	Lenhart	135/76

* cited by examiner

Primary Examiner—Lucy Lieberman

(74) *Attorney, Agent, or Firm*—Greenblum & Bernstein, P.L.C.

(57) **CLAIM**

We claim the ornamental design for a handgrip for a sports pole, as shown and described.

DESCRIPTION

FIGS. 1-8 are views of a first embodiment of a handgrip for a pole, a sports pole such as a ski pole or a walking pole, or the like, showing our new design and, more particularly:

FIG. 1 is a rear and left side perspective view of a handgrip for a sports pole showing my new design;

FIG. 2 is a front and left side perspective view thereof;

FIG. 3 is a left side elevation thereof;

FIG. 4 is a right side elevation thereof;

FIG. 5 is a rear elevation thereof;

FIG. 6 is a front elevation thereof;

FIG. 7 is a top plan view thereof; and,

FIG. 8 is a bottom plan view thereof.

The broken line showing in the figures is for illustrative purposes only and forms no part of the claimed design.

1 Claim, 3 Drawing Sheets



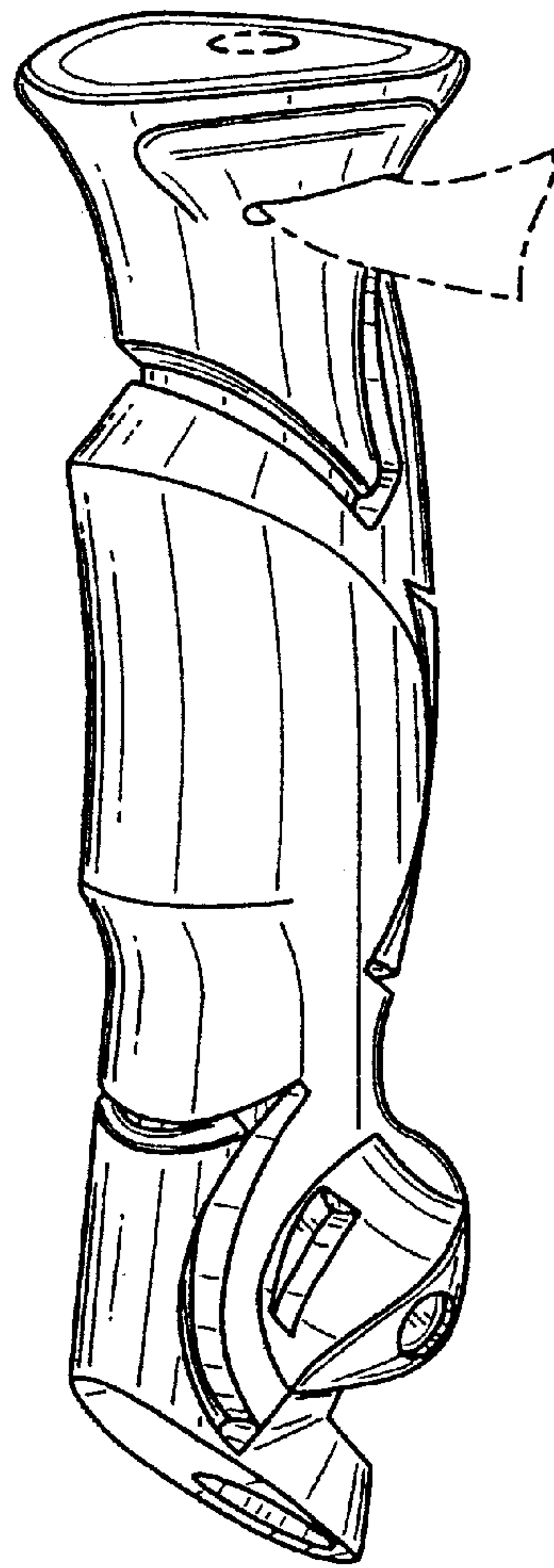


FIG. 1



FIG. 2

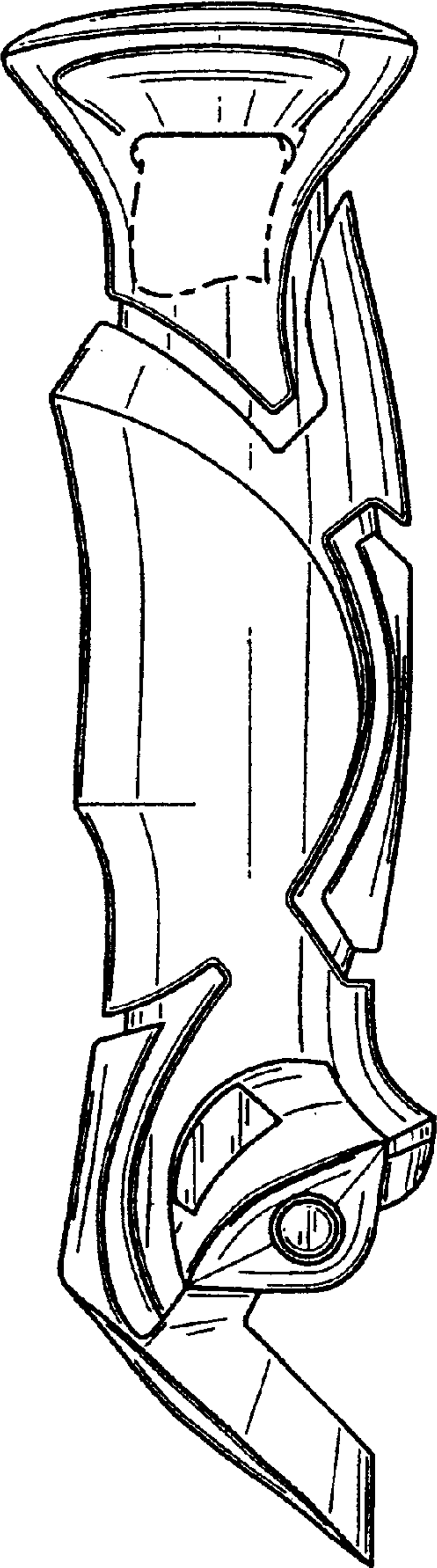


FIG. 3

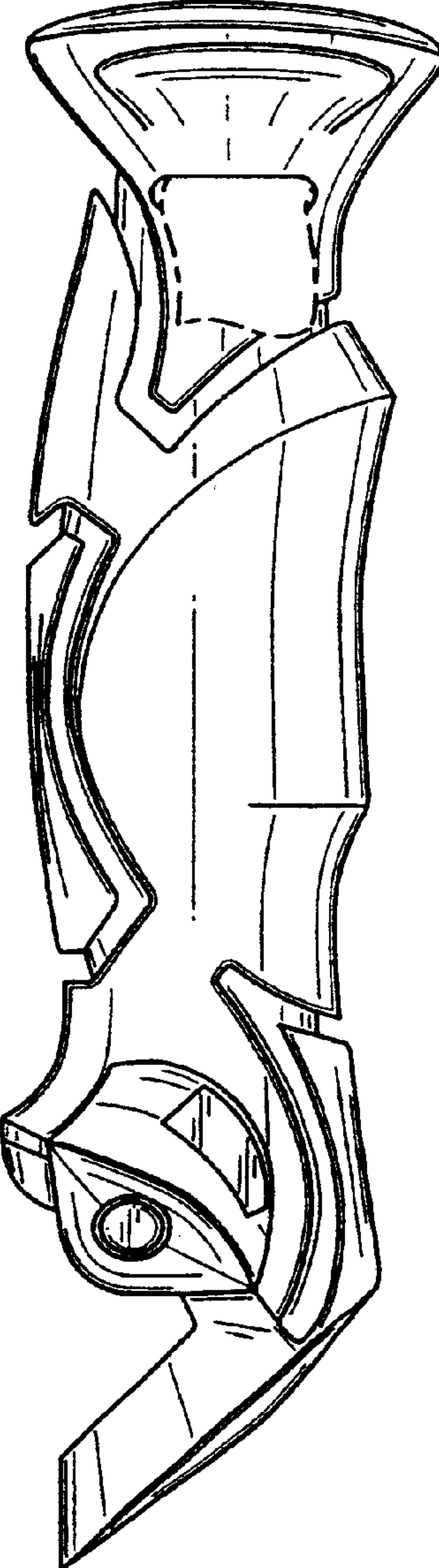


FIG. 4

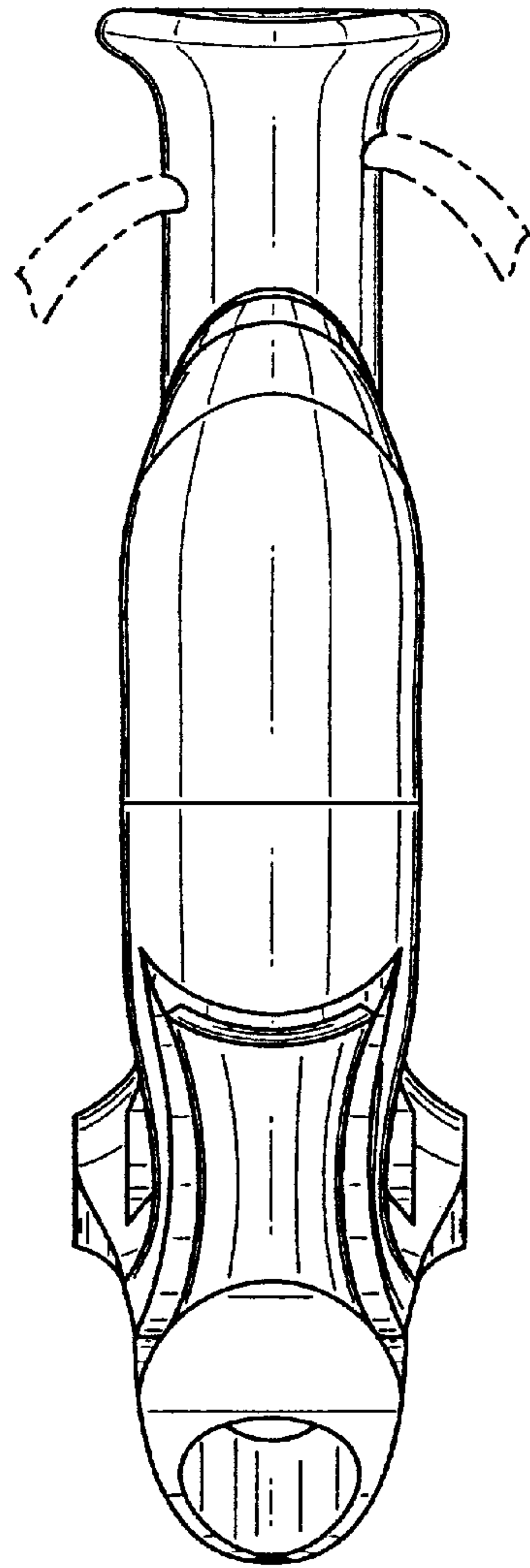


FIG. 5

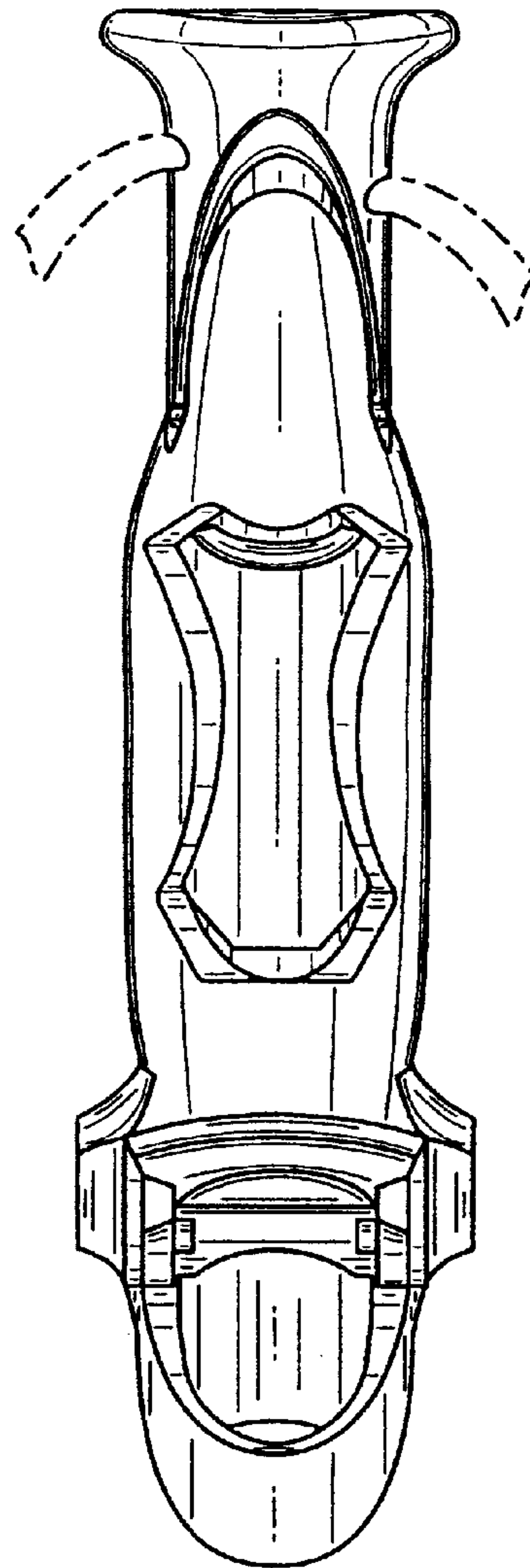


FIG. 6

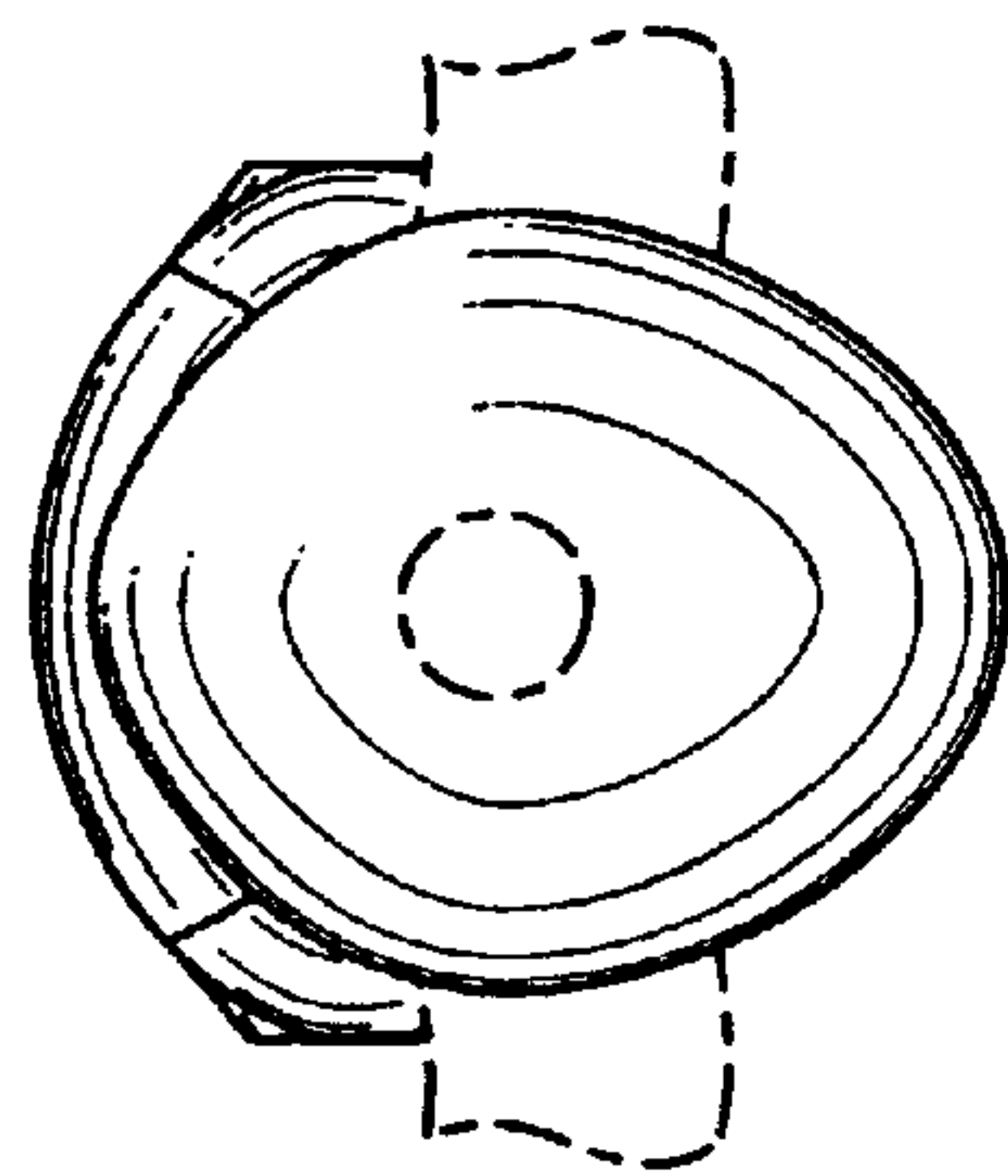


FIG. 7

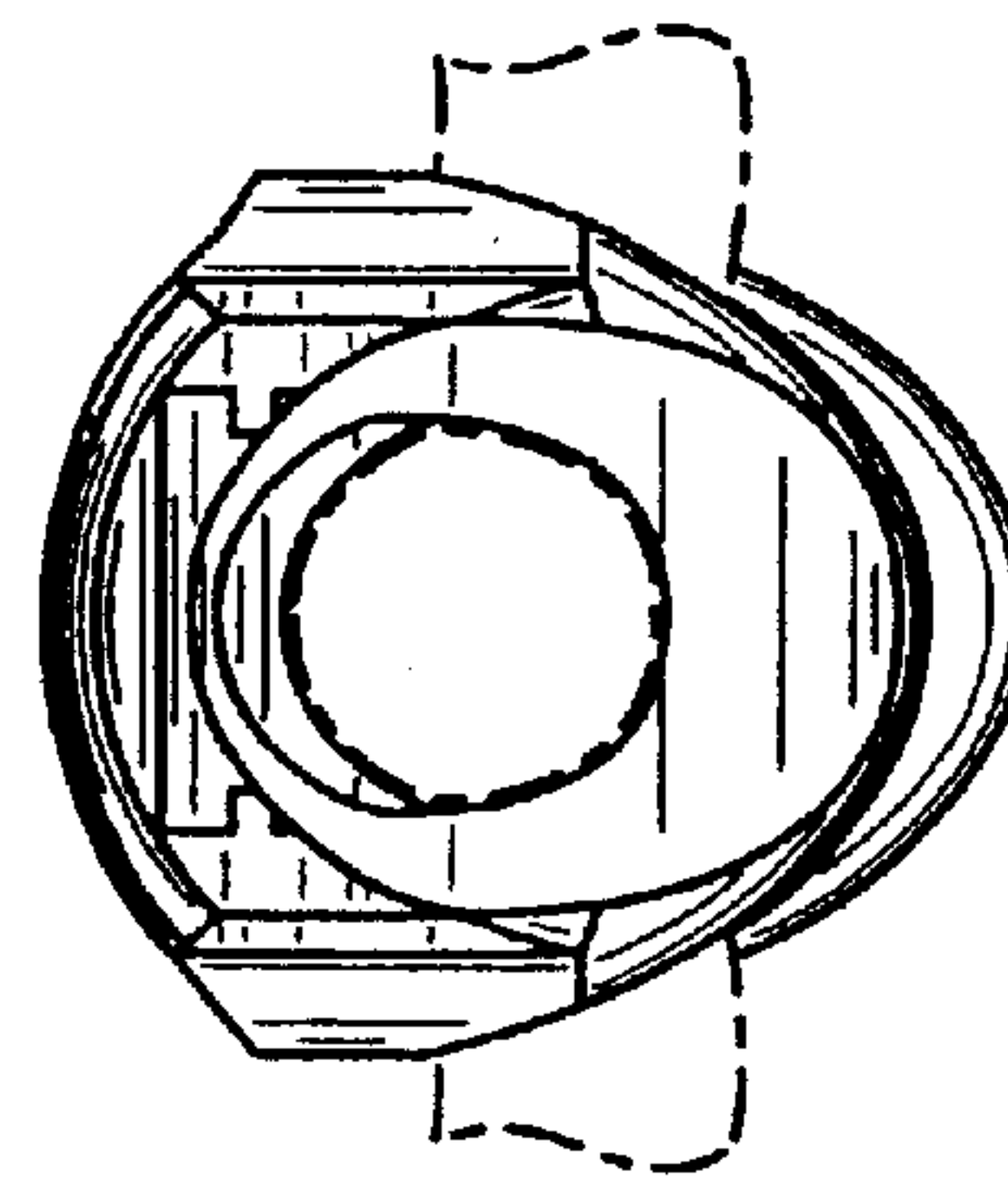


FIG. 8