



US00D527063S

(12) **United States Design Patent**
Marhesani

(10) **Patent No.:** **US D527,063 S**

(45) **Date of Patent:** **** Aug. 22, 2006**

(54) **NOVELTY GOLF PUTTER**

(76) **Inventor:** **Patrick L. Marhesani**, 281 Orient Way,
Rutherford, NJ (US) 07070

(**) **Term:** **14 Years**

(21) **Appl. No.:** **29/233,936**

(22) **Filed:** **Jul. 13, 2005**

(51) **LOC (8) Cl.** **21-02**

(52) **U.S. Cl.** **D21/735**

(58) **Field of Classification Search** D21/735-746,
D21/789, 759, 811, 812; 473/324-331, 340,
473/341

See application file for complete search history.

(56) **References Cited**

U.S. PATENT DOCUMENTS

1,611,110	A	12/1926	East	
1,654,916	A	* 1/1928	Boyce	473/249
3,306,618	A	* 2/1967	Liljequist	473/241
4,809,981	A	3/1989	Doran et al.	
D309,764	S	8/1990	Ryan	
D344,116	S	2/1994	Chen et al.	

D356,131	S	* 3/1995	Trimble	D21/739
D371,407	S	* 7/1996	Ritchie et al.	D21/733
D377,066	S	* 12/1996	Goosman et al.	D21/733
D393,031	S	* 3/1998	Cameron	D21/745
D470,204	S	2/2003	Eisenbraun	
D483,408	S	12/2003	Smiskol et al.	

* cited by examiner

Primary Examiner—Mitchell Siegel

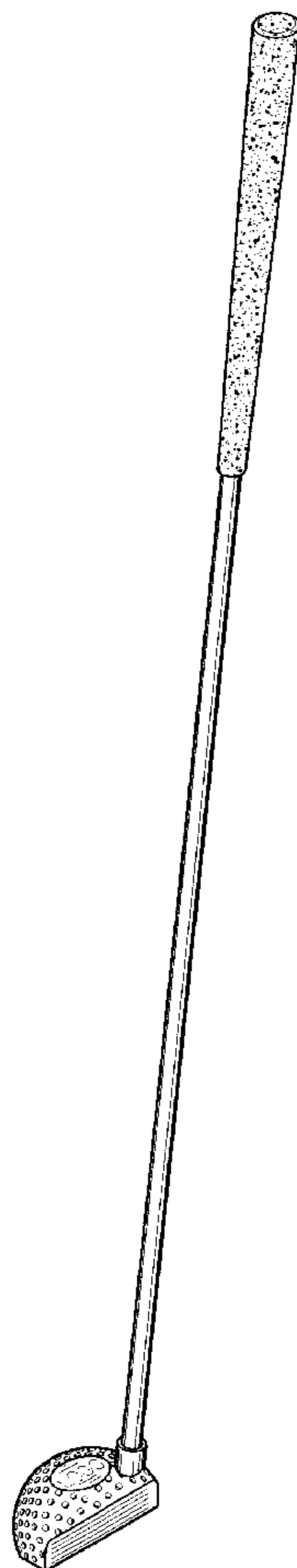
(57) **CLAIM**

The ornamental design for a novelty golf putter, as shown and described.

DESCRIPTION

FIG. 1 is a left side elevational view of a novelty golf putter showing my new design;
FIG. 2 is a right side elevational view thereof;
FIG. 3 is a front elevational view thereof;
FIG. 4 is a rear elevational view thereof;
FIG. 5 is a top plan view thereof;
FIG. 6 is a bottom plan view thereof; and,
FIG. 7 is a perspective view.

1 Claim, 3 Drawing Sheets



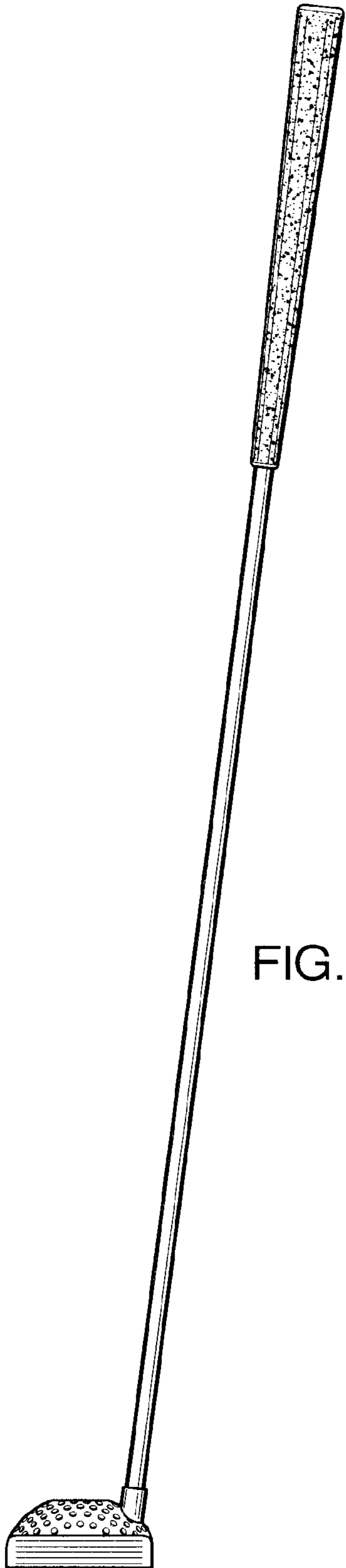


FIG. 1

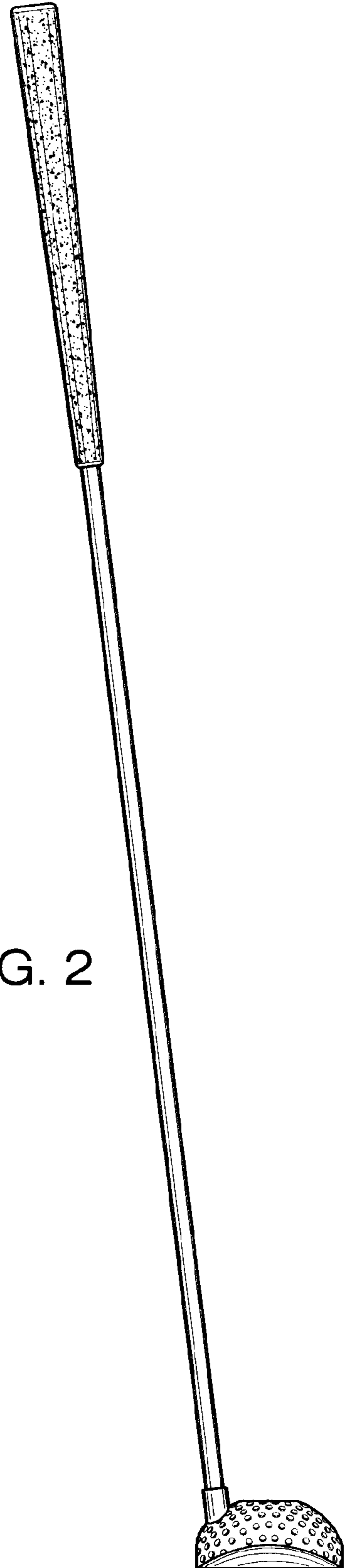


FIG. 2

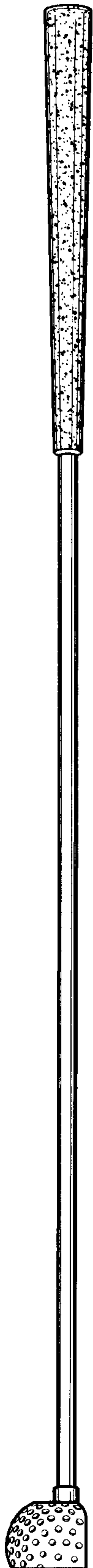


FIG. 3

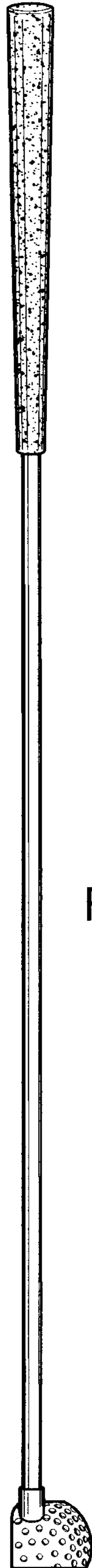


FIG. 4

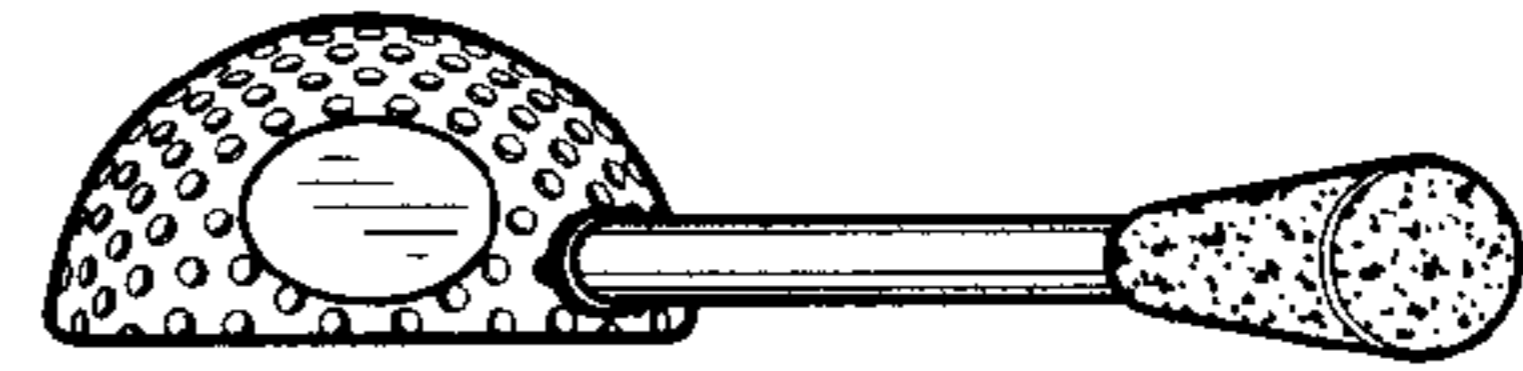


FIG. 5



FIG. 6

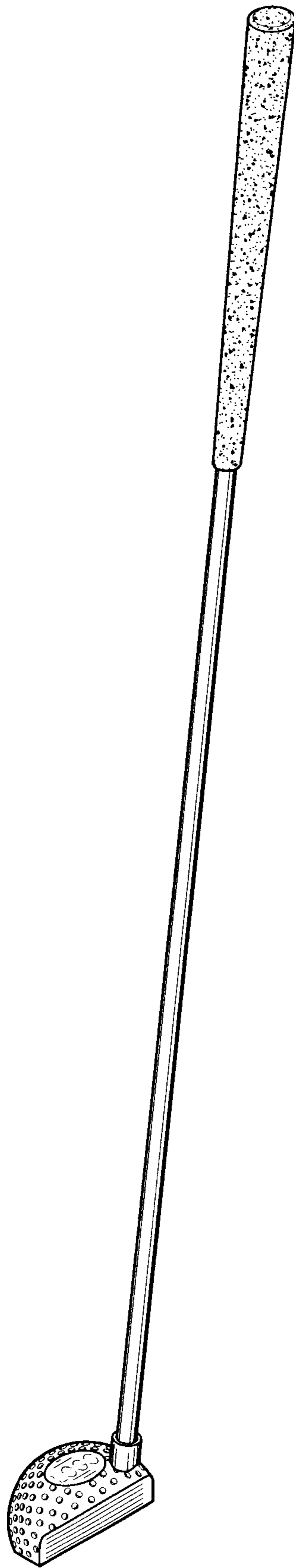


FIG. 7