



US00D527051S

(12) **United States Design Patent**  
**Moy**

(10) **Patent No.:** **US D527,051 S**  
(45) **Date of Patent:** **\*\* Aug. 22, 2006**

(54) **HANGING FILE FOLDER BOX STORAGE SYSTEM**

(76) Inventor: **Gerard E. Moy**, 1608 Danube La.,  
Plano, TX (US) 75075

(\*\*) Term: **14 Years**

(21) Appl. No.: **29/242,592**

(22) Filed: **Nov. 10, 2005**

**Related U.S. Application Data**

(63) Continuation of application No. 10/646,110, filed on Aug. 22, 2003.

(51) **LOC (8) Cl.** ..... **19-02**

(52) **U.S. Cl.** ..... **D19/90**

(58) **Field of Classification Search** ..... D3/273,  
D3/274, 293, 294; D9/432; D19/75, 78, 86,  
D19/90, 91, 92; 40/383; 206/215, 425; 211/11,  
211/45, 50; 229/67.1, 67.2, 67.3, 67.4; 312/183,  
312/184

See application file for complete search history.

(56) **References Cited**

**U.S. PATENT DOCUMENTS**

3,200,983 A 8/1965 Walter  
3,801,175 A 4/1974 Giulle  
3,865,445 A 2/1975 Dean

(Continued)

*Primary Examiner*—Elizabeth A. Albert

(74) *Attorney, Agent, or Firm*—Gerard E. Moy

(57) **CLAIM**

The ornamental design for a hanging file folder box storage system, as shown and described.

**DESCRIPTION**

FIG. 1 is a front perspective view of a hanging file folder box storage system showing my new design, wherein the hangers are shown in an extended position;

FIG. 2 is a front perspective view thereof, showing the hangers in a retracted position;

FIG. 3 is a front elevational view thereof, showing the hangers in the extended position;

FIG. 4 is a front elevational view thereof, showing the hangers in the retracted position;

FIG. 5 is a rear elevational view thereof, showing the hangers in the extended position;

FIG. 6 is a rear elevational view thereof, showing the hangers in the retracted position;

FIG. 7 is a top plan view thereof, showing the hangers in the extended position;

FIG. 8 is a top plan view thereof, showing the hangers in the retracted position;

FIG. 9 is a bottom plan view thereof, showing the hangers in the extended position;

FIG. 10 is a bottom plan view thereof, showing the hangers in the retracted position;

FIG. 11 is a front perspective view of an alternative embodiment of the present invention, wherein the hangers are shown in an extended position;

FIG. 12 is a front perspective view thereof, showing the hangers in a retracted position;

FIG. 13 is a front elevational view thereof, showing the hangers in the extended position;

FIG. 14 is a front elevational view thereof, showing the hangers in the retracted position;

FIG. 15 is a rear elevational view thereof, showing the hangers in the extended position;

FIG. 16 is a rear elevational view thereof, showing the hangers in the retracted position;


FIG. 17 is a top plan view thereof, showing the hangers in the extended position;

FIG. 18 is a top plan view thereof, showing the hangers in the retracted position;

FIG. 19 is a bottom plan view thereof, showing the hangers in the extended position; and,

FIG. 20 is a bottom plan view thereof, showing the hangers in the retracted position.

**1 Claim, 4 Drawing Sheets**



# US D527,051 S

Page 2

U.S. PATENT DOCUMENTS					
3,957,321	A	5/1976 Rose	D370,029	S	5/1996 Green
4,133,590	A	1/1979 Young	5,545,087	A	8/1996 Seward
4,199,067	A	4/1980 Block	D381,688	S	7/1997 Green et al.
D259,154	S	* 5/1981 White et al. .... D3/295	D383,641	S	* 9/1997 Maton ..... D7/354
4,445,799	A	* 5/1984 Wright et al. .... 402/4	5,664,724	A	9/1997 Ho
D285,098	S	* 8/1986 Ermanski et al. .... D19/90	5,664,856	A	9/1997 Pacetti
4,860,897	A	8/1989 Fowler et al.	5,692,849	A	12/1997 Kiyomi
4,979,626	A	12/1990 Pitts	5,813,734	A	9/1998 Ong
5,069,567	A	12/1991 Fink et al.	5,826,719	A	10/1998 Chen
5,088,801	A	2/1992 Rorke et al.	D407,441	S	* 3/1999 Greenberg et al. .... D19/90
D333,910	S	3/1993 Rorke	5,944,532	A	8/1999 Lienhop
5,197,762	A	3/1993 Abramov	5,971,166	A	10/1999 Ong
5,209,593	A	5/1993 Ros	5,993,099	A	11/1999 Greenberg et al.
5,219,216	A	6/1993 Hassel et al.	D417,697	S	* 12/1999 Long et al. .... D19/32
D338,569	S	* 8/1993 Lancaster ..... D6/407	D418,252	S	* 12/1999 Horvath et al. .... D28/61
5,257,721	A	11/1993 Smith et al.	D470,185	S	2/2003 Hassett
D343,511	S	1/1994 Tse	6,626,602	B1	* 9/2003 Yuen ..... 402/73
5,393,157	A	2/1995 Basmajian	6,698,609	B1	3/2004 Pangerc et al.
D357,409	S	* 4/1995 Past et al. .... D9/423	2002/0171228	A1	11/2002 Kady
5,402,896	A	4/1995 Gould et al.	2002/0180320	A1	12/2002 Amsterdam
D369,621	S	5/1996 Krayner et al.	2003/0038565	A1	2/2003 Walla et al.

\* cited by examiner




FIG. 1




FIG. 2

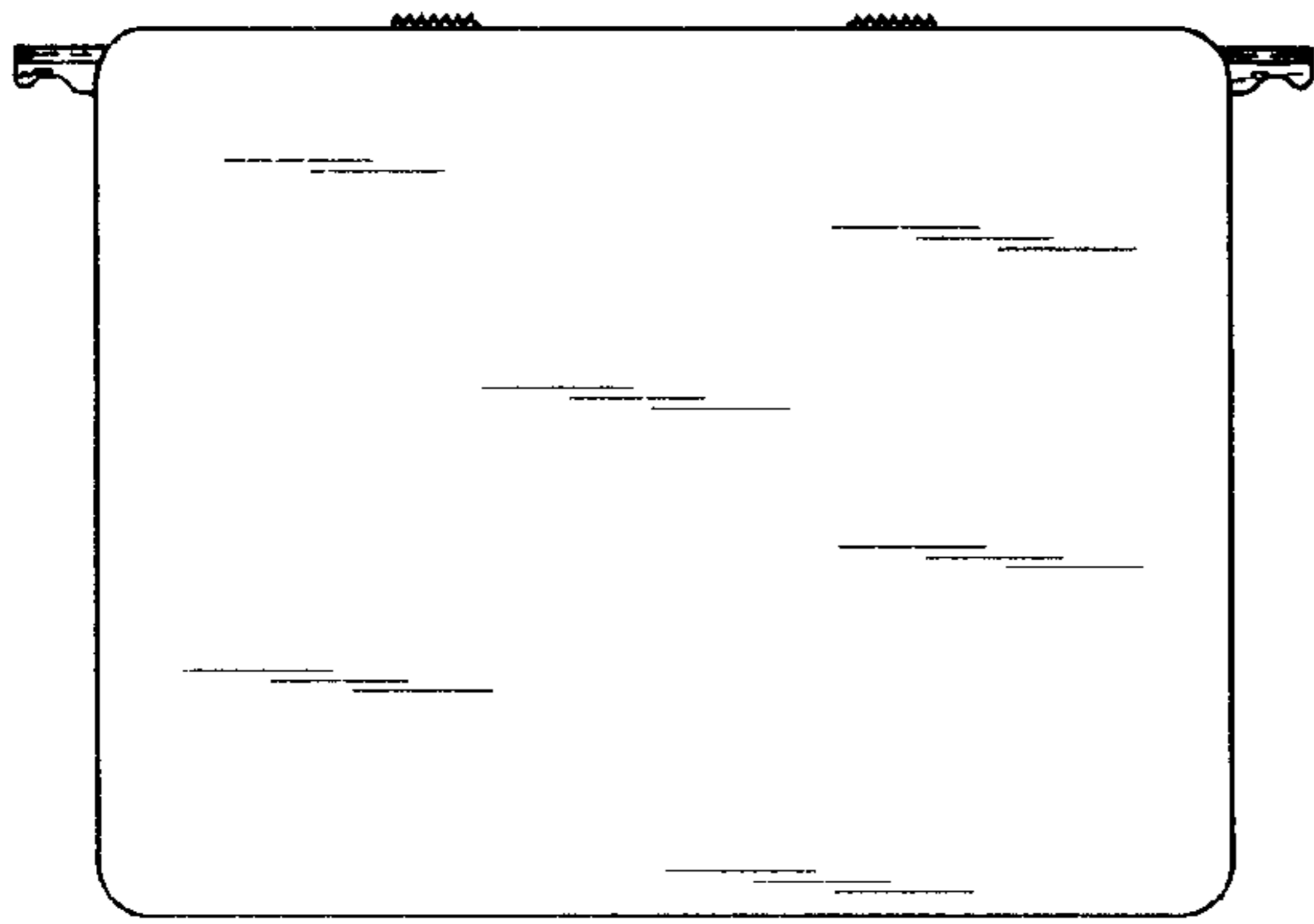


FIG. 3

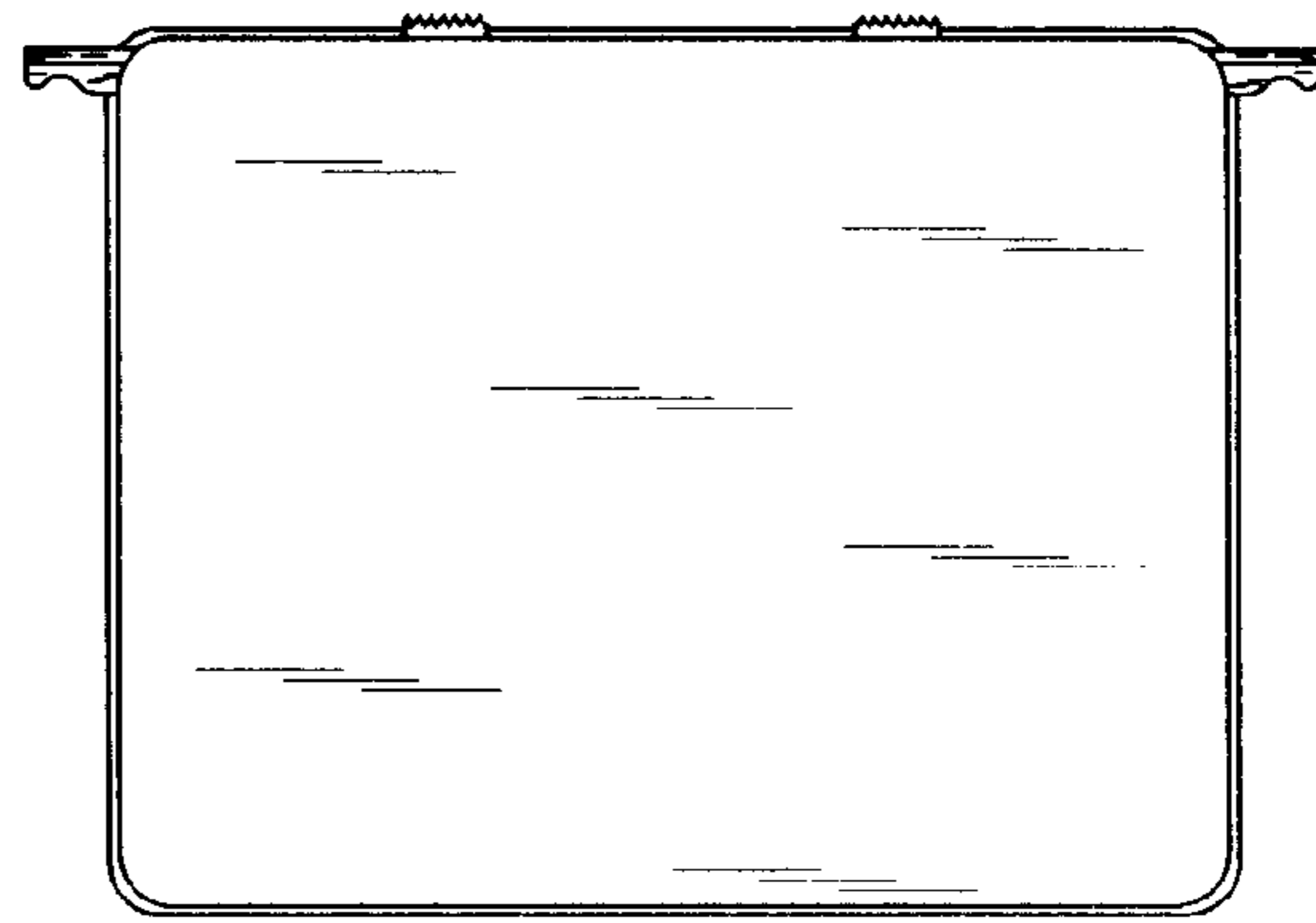


FIG. 5

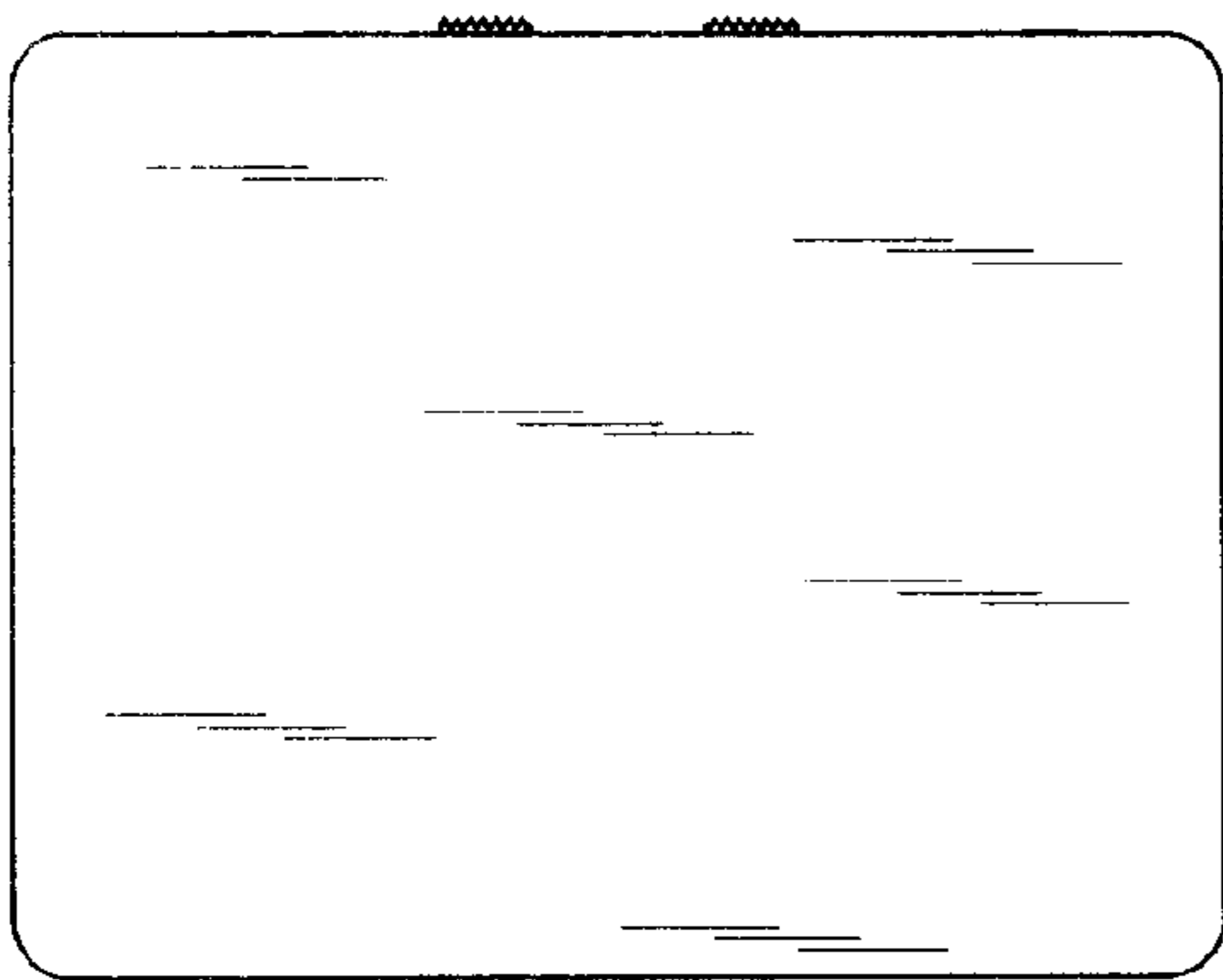


FIG. 4




FIG. 6

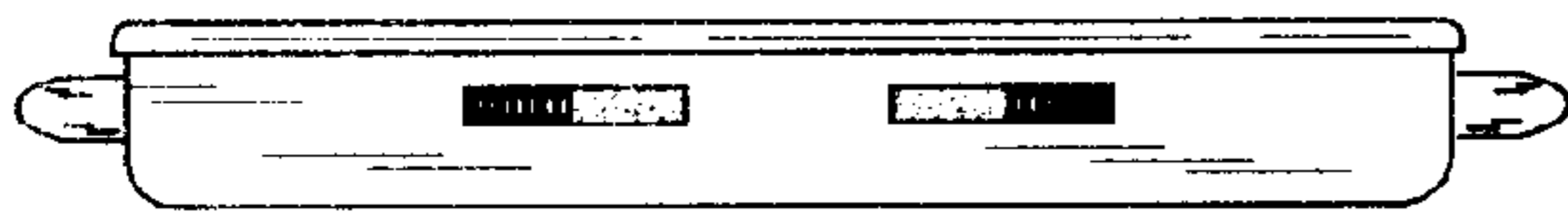


FIG. 7




FIG. 9




FIG. 8




FIG. 10




FIG. 11




FIG. 12



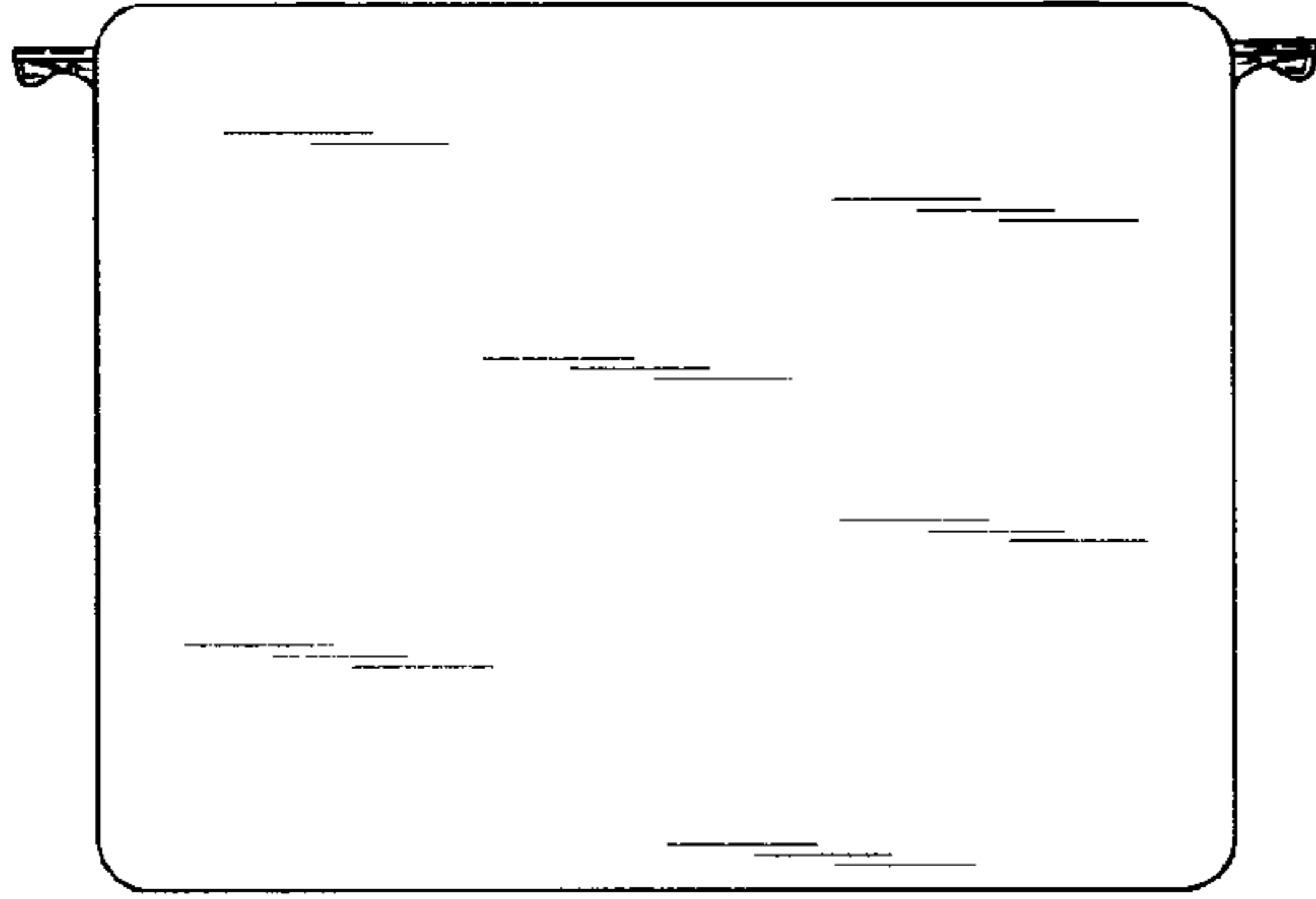


FIG. 13




FIG. 15

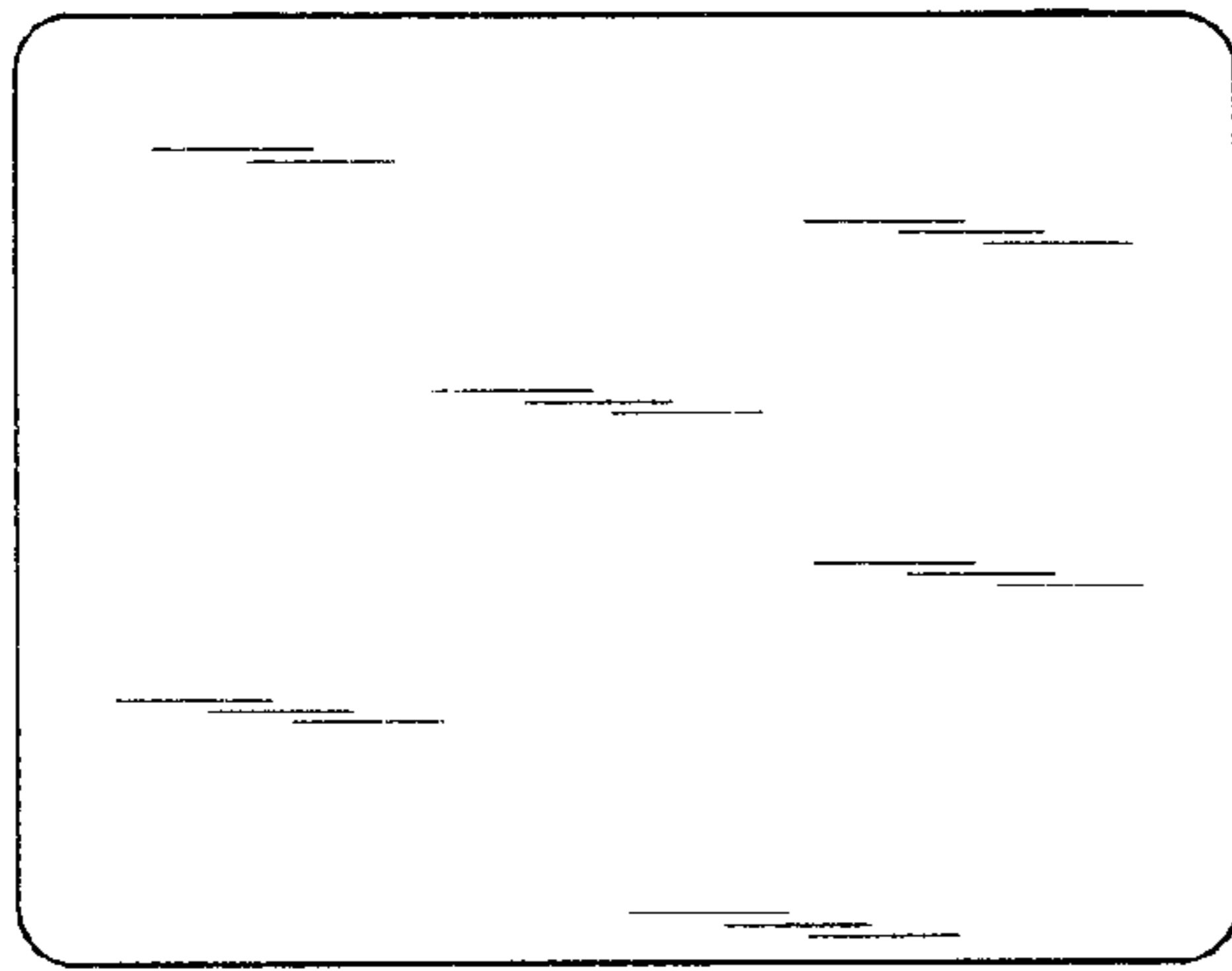


FIG. 14

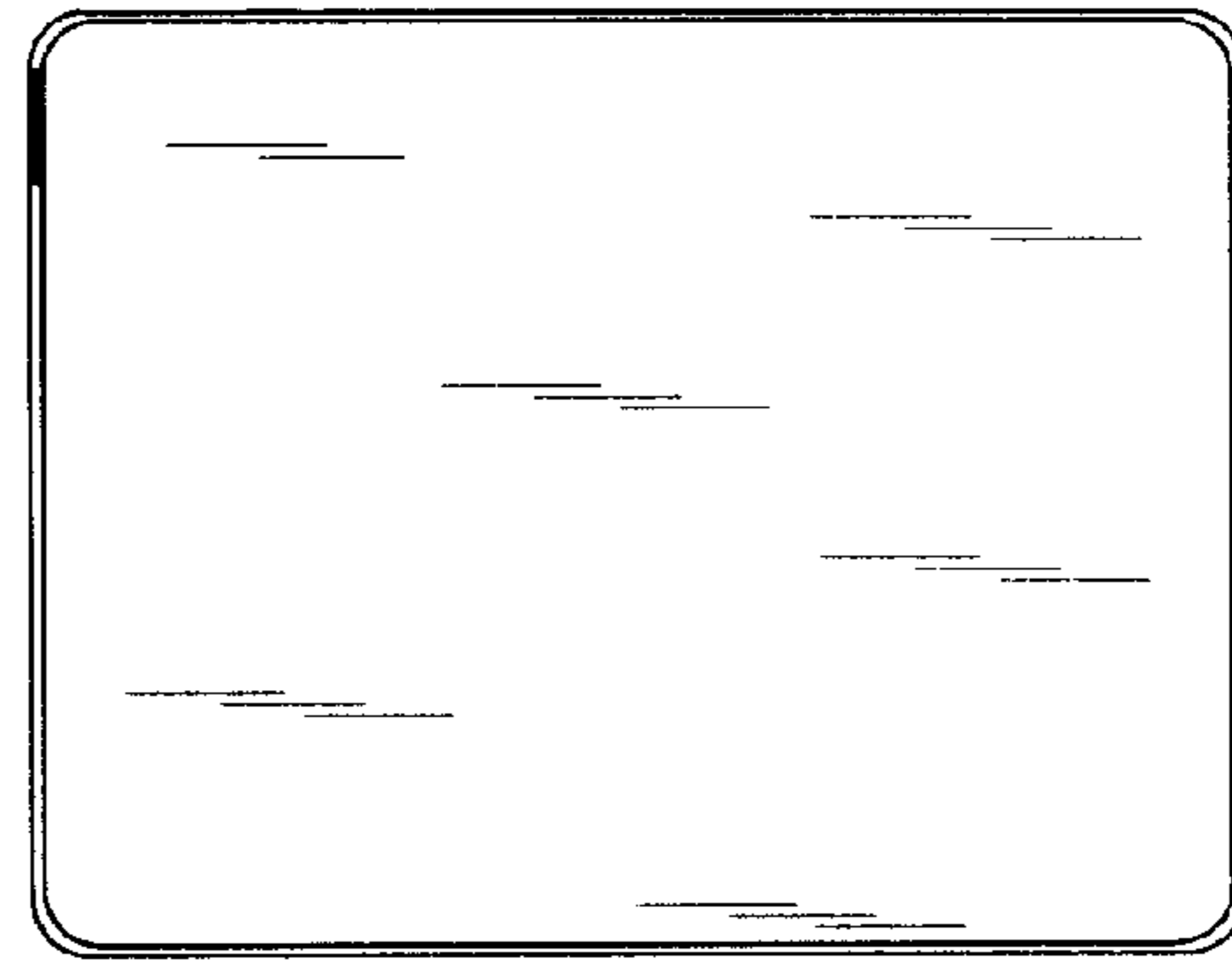


FIG. 16




FIG. 17




FIG. 19




FIG. 18




FIG. 20