

US00D527037S

(12) **United States Design Patent**
Berg

(10) **Patent No.:** **US D527,037 S**

(45) **Date of Patent:** **** Aug. 22, 2006**

(54) **MOTORIZED PAGE TURNING DEVICE**

(76) Inventor: **Raymond J. Berg**, Suite 1050, 601
Carlson Pkwy., Minnetonka, MN (US)
55305

(**) Term: **14 Years**

(21) Appl. No.: **29/213,057**

(22) Filed: **Sep. 13, 2004**

(51) **LOC (8) Cl.** **17-99**

(52) **U.S. Cl.** **D17/99**

(58) **Field of Classification Search** D17/99;
D19/32, 34; 40/531; 84/486-489

See application file for complete search history.

(56) **References Cited**

U.S. PATENT DOCUMENTS

1,123,046	A	*	12/1914	Warren	84/487
1,846,097	A	*	2/1932	Fritz	40/531
3,608,420	A		9/1971	Hazelett	
3,732,773	A		5/1973	Bombardi	
4,072,080	A		2/1978	Conlin	
4,084,468	A		4/1978	Butler	
D275,402	S	*	9/1984	O'Brien	D17/99
4,593,597	A		6/1986	Albrecht et al.	
4,632,007	A		12/1986	Turcsany et al.	
4,780,977	A		11/1988	Howard et al.	
4,936,034	A		6/1990	Chen et al.	
5,052,266	A		10/1991	Burster	
5,203,248	A		4/1993	Carr et al.	
5,233,900	A		8/1993	Fitzgerald	

5,247,755	A		9/1993	Sato et al.	
5,373,772	A		12/1994	Shennoul	
5,575,097	A		11/1996	Chou et al.	
5,962,801	A		10/1999	Bowman et al.	
6,049,033	A	*	4/2000	Dallas	84/486
6,107,558	A		8/2000	Cowan	
6,215,058	B1		4/2001	Molchak et al.	
6,457,398	B1		10/2002	Wong	
6,935,058	B1	*	8/2005	Sadegh et al.	40/531

* cited by examiner

Primary Examiner—Adir Aronovich

(74) *Attorney, Agent, or Firm*—Kinney & Lange, P.A.

(57) **CLAIM**

The ornamental design for a motorized page turning device, as shown and described.

DESCRIPTION

FIG. 1 is a perspective view as seen from the bottom front and one side of the motorized page turning device showing my new design;

FIG. 2 is a front elevational view thereof;

FIG. 3 is a rear elevational view thereof;

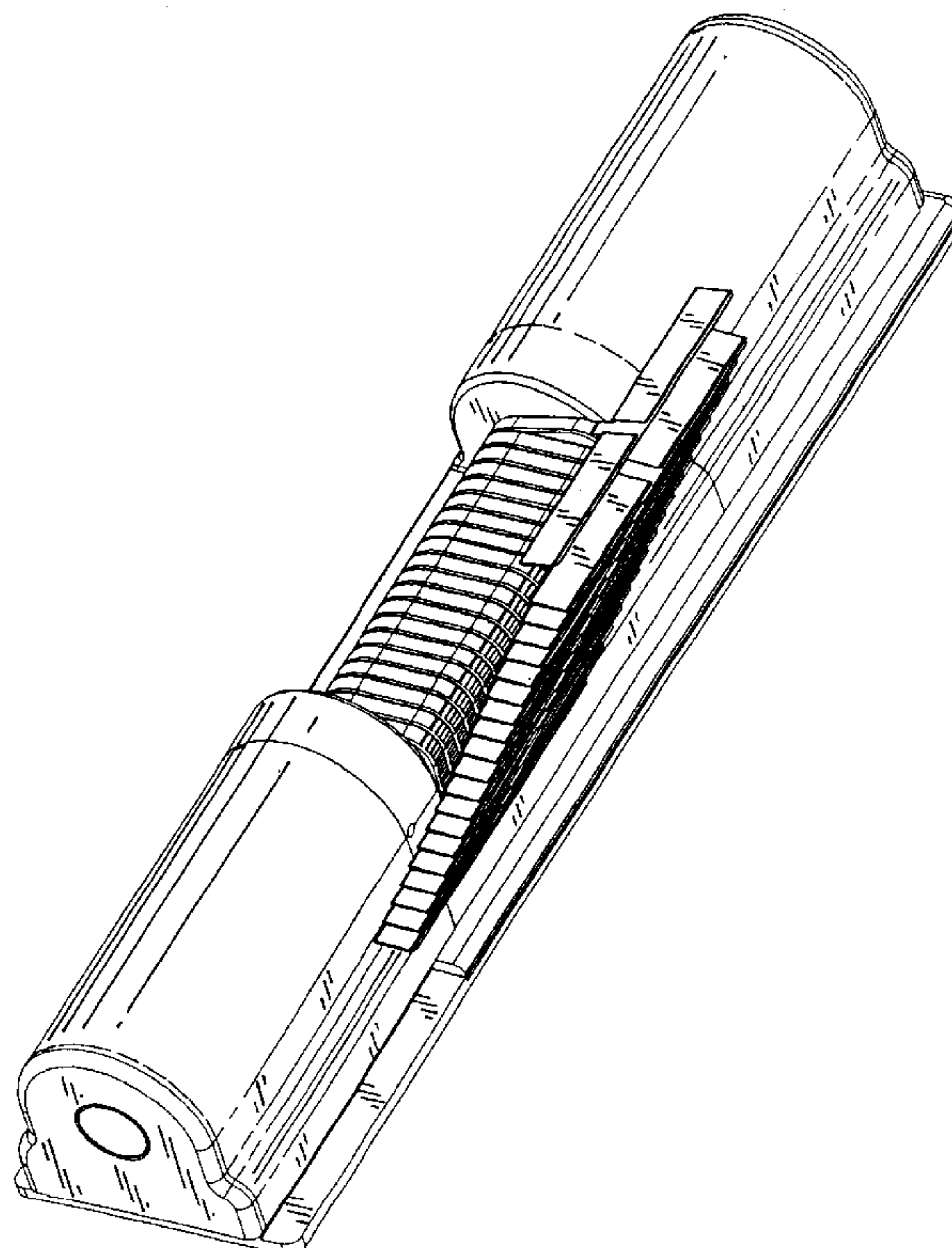
FIG. 4 is a side elevational view as seen from left to right of FIG. 2;

FIG. 5 is a side elevational view as seen from right to left of FIG. 2;

FIG. 6 is an enlarged bottom plan view thereof; and,

FIG. 7 is an enlarged top plan view thereof.

1 Claim, 7 Drawing Sheets



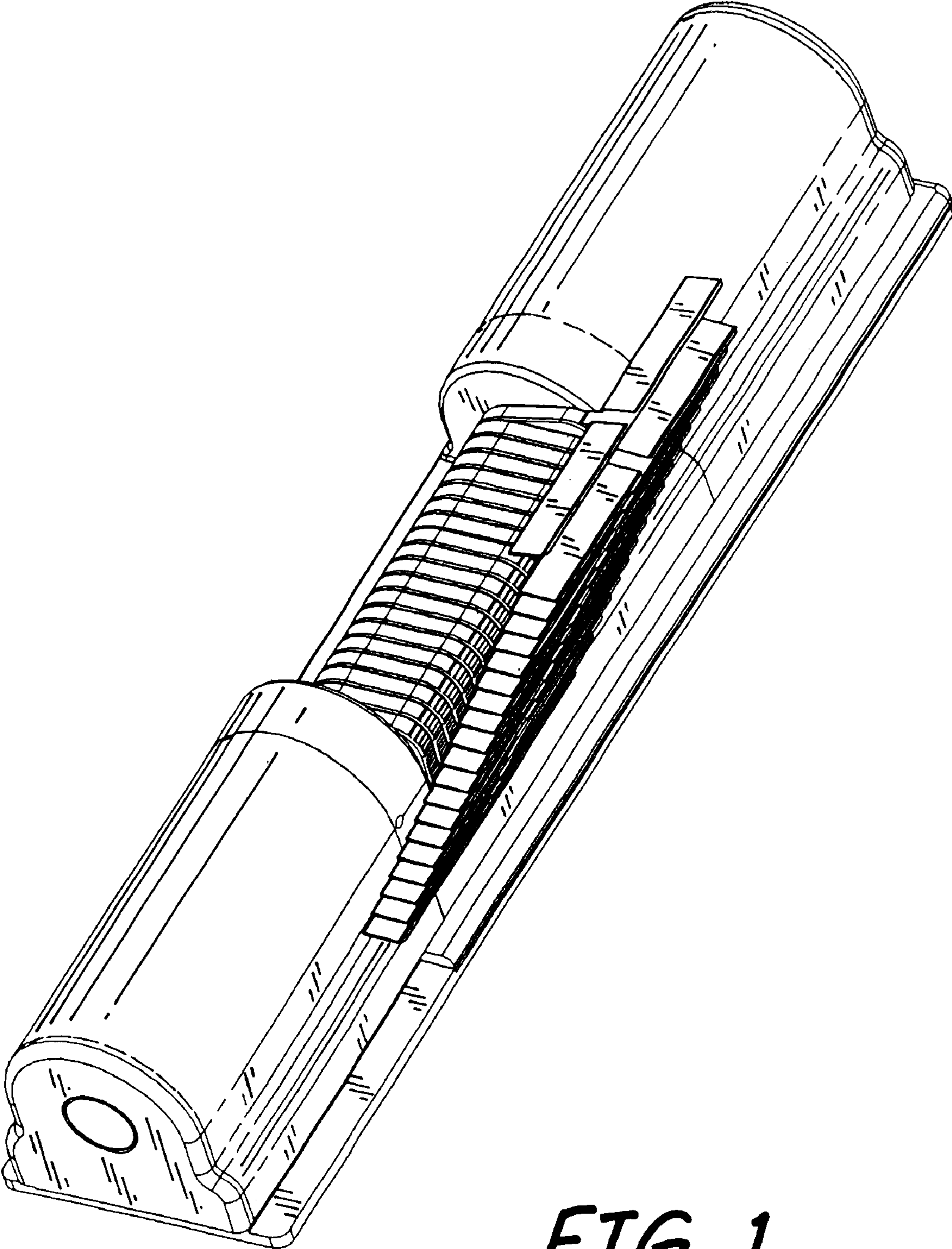


FIG. 1

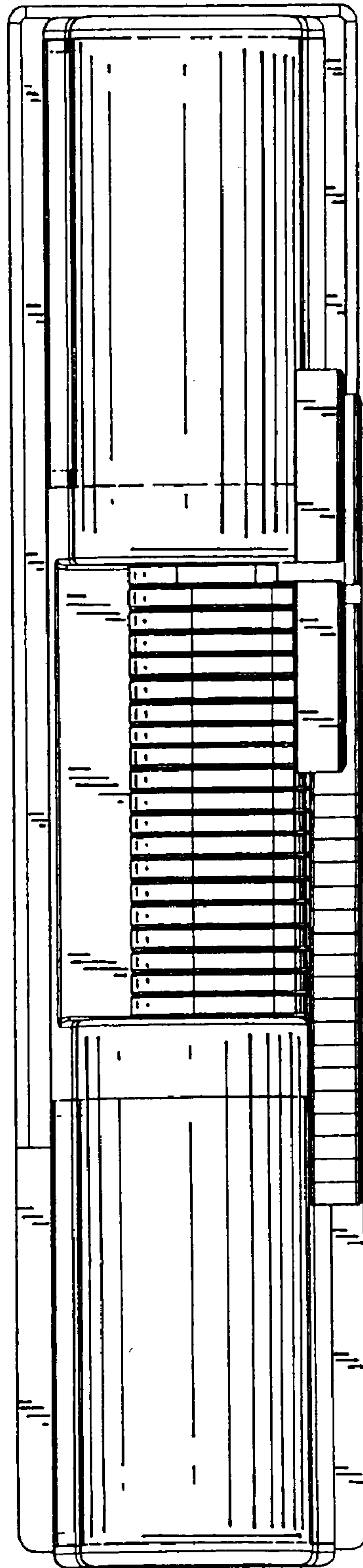


FIG. 2

FIG. 3

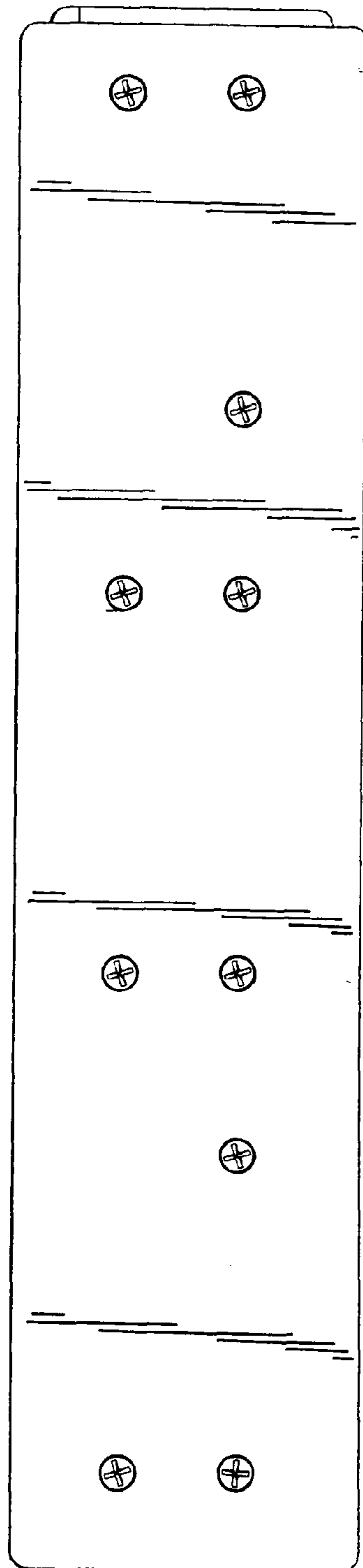


FIG. 4

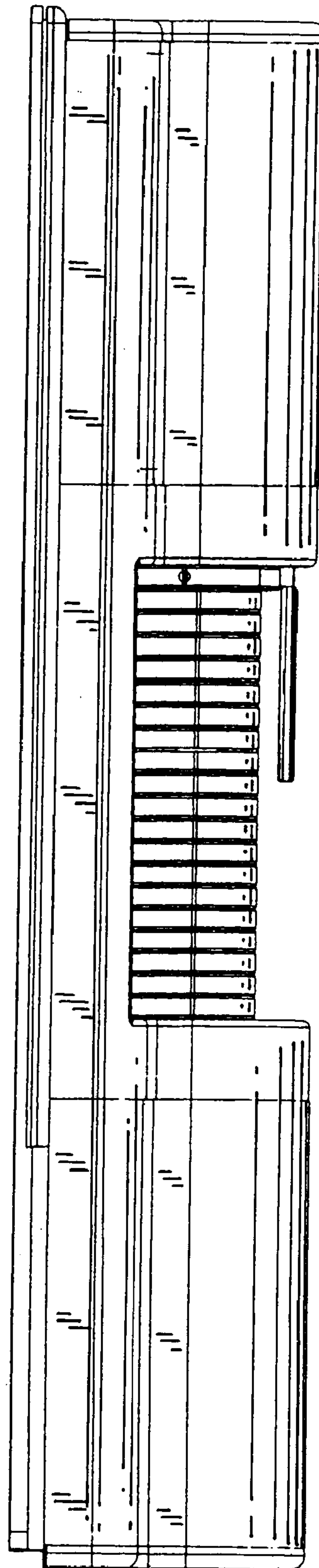
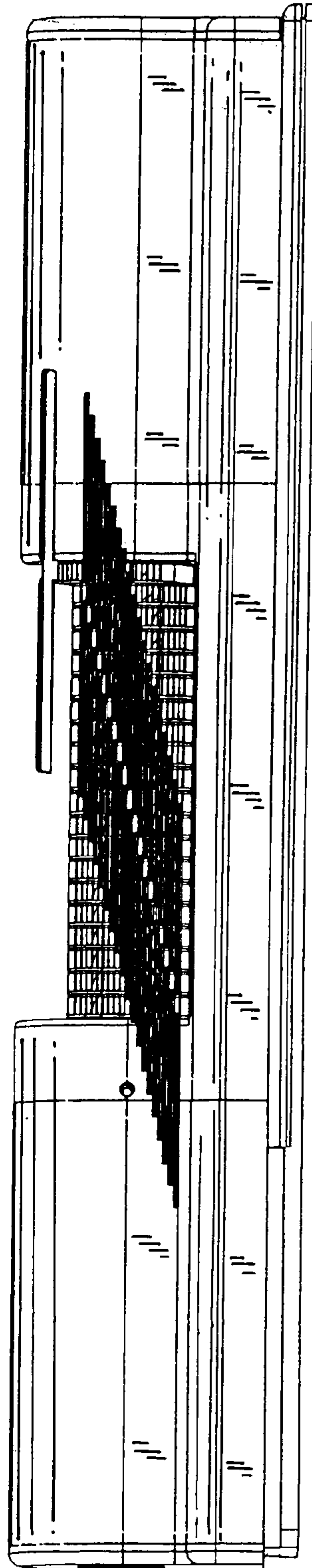


FIG. 5



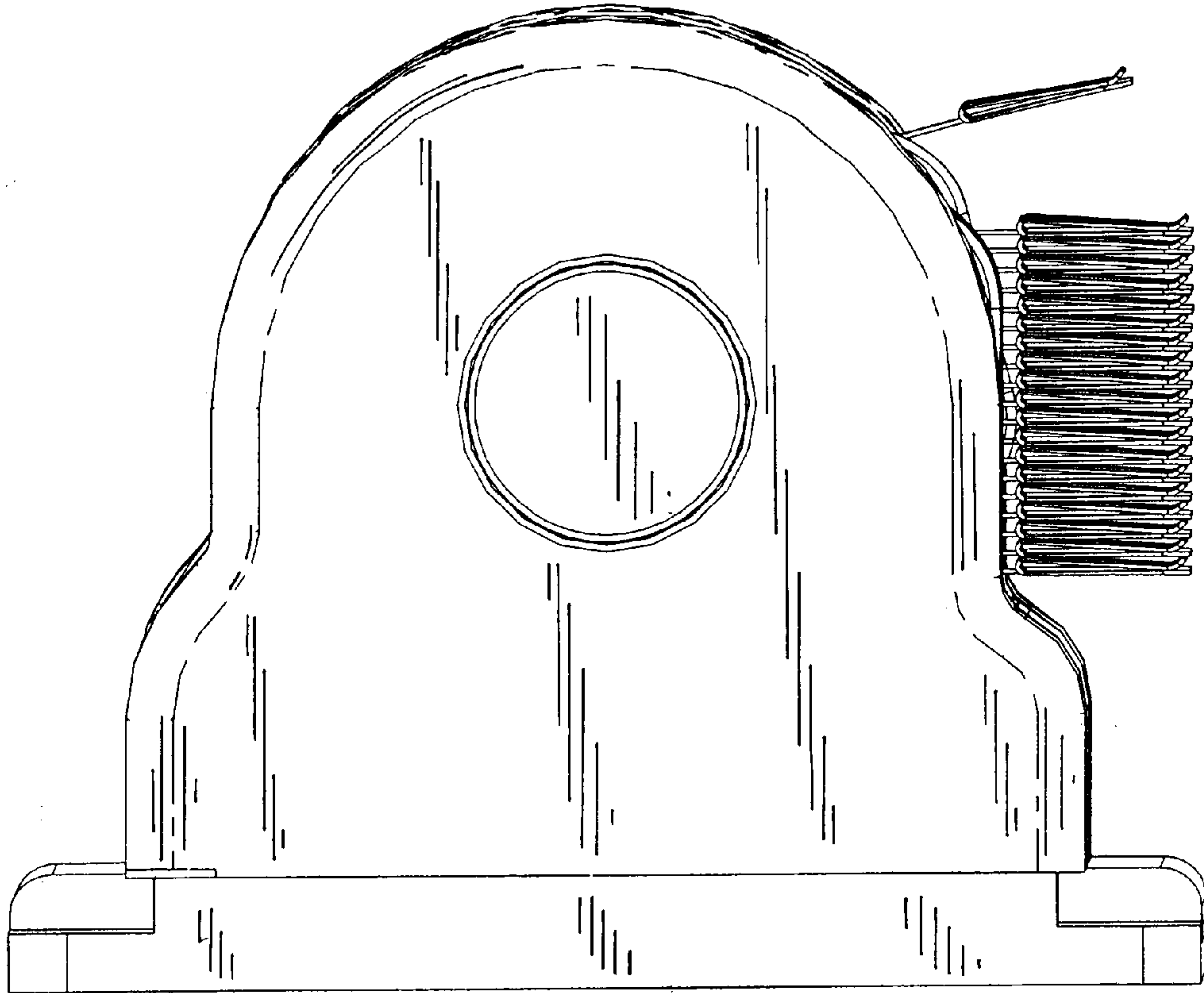


FIG. 6

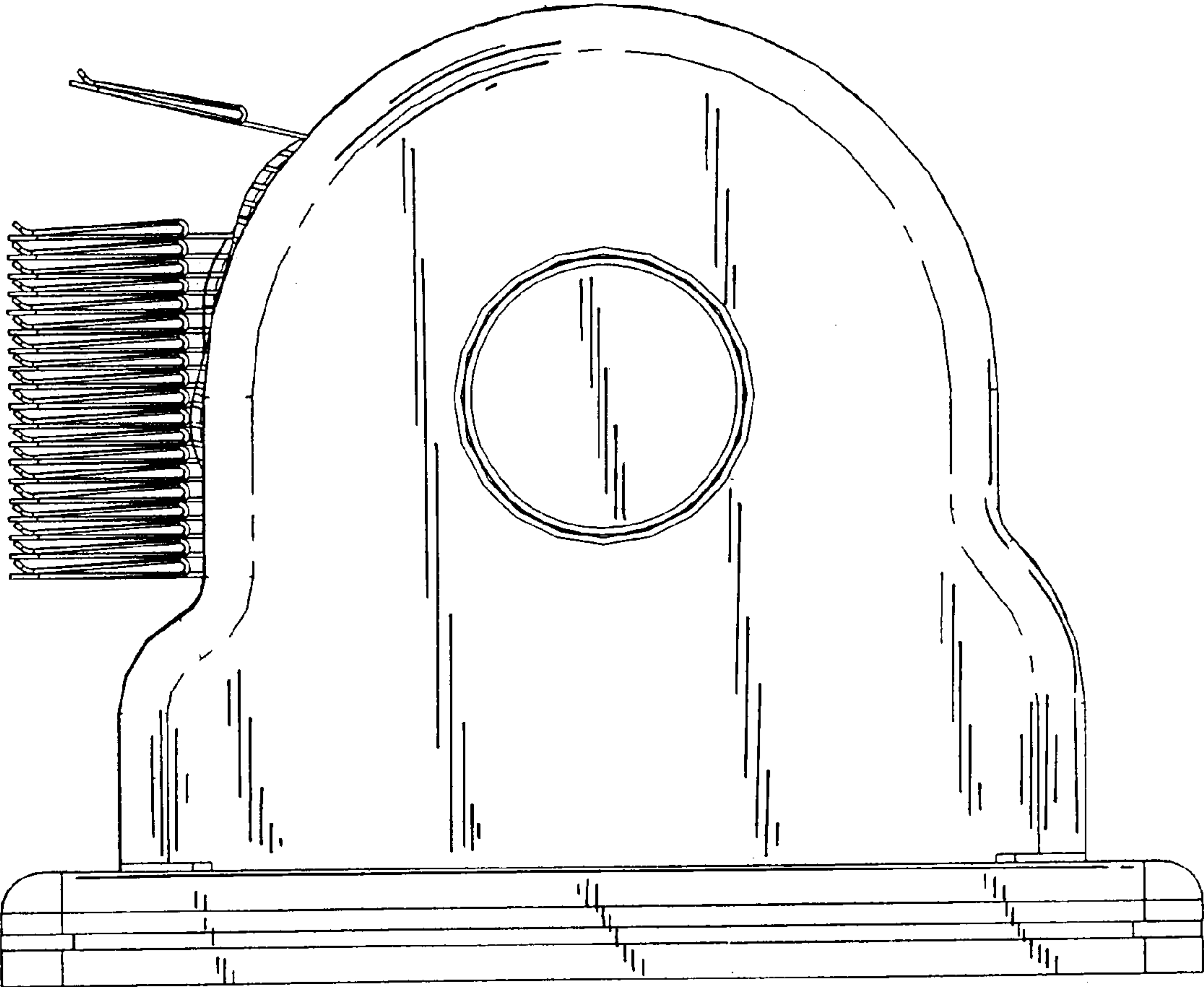


FIG. 7