



US00D527007S

(12) **United States Design Patent**
Morisawa

(10) **Patent No.:** **US D527,007 S**

(45) **Date of Patent:** **** Aug. 22, 2006**

(54) **INPUT PEN**

(75) Inventor: **Yujin Morisawa**, Tokyo (JP)

(73) Assignee: **Sony Corporation**, Tokyo (JP)

(**) Term: **14 Years**

(21) Appl. No.: **29/209,172**

(22) Filed: **Jul. 13, 2004**

(51) **LOC (8) Cl.** **14-02**

(52) **U.S. Cl.** **D14/411**; D19/44

(58) **Field of Classification Search** D14/403,
D14/411, 167, 431; D19/36, 41-45, 48; 345/179,
345/163, 173, 161, 167, 180-183, 156-157;
D10/104; 455/344, 347-351; 340/328, 571-573;
401/216-217

See application file for complete search history.

(56) **References Cited**

U.S. PATENT DOCUMENTS

D359,508 S * 6/1995 Debbas D19/47
D428,400 S * 7/2000 Fähræus et al. D14/431
D436,879 S 1/2001 Deguchi et al.

D446,511 S 8/2001 Kanno et al.
6,509,893 B1 * 1/2003 Akhlagi et al. 345/179
D470,143 S * 2/2003 Uehara D14/403
D479,842 S * 9/2003 Liu et al. D14/403
6,659,673 B1 * 12/2003 Haffner et al. 401/258
6,816,151 B1 * 11/2004 Dellinger 345/167

* cited by examiner

Primary Examiner—Pamela J. Burgess

(74) *Attorney, Agent, or Firm*—Rader, Fishman & Grauer
PLLC

(57) **CLAIM**

The ornamental design for an input pen, as shown.

DESCRIPTION

FIG. 1 is a perspective view of an input pen showing my new design;

FIG. 2 is a front elevational view thereof;

FIG. 3 is a rear elevational view thereof;

FIG. 4 is a left side elevational view thereof;

FIG. 5 is a right side elevational view thereof;

FIG. 6 is a top plan view thereof; and,

FIG. 7 is a bottom plan view thereof.

1 Claim, 4 Drawing Sheets

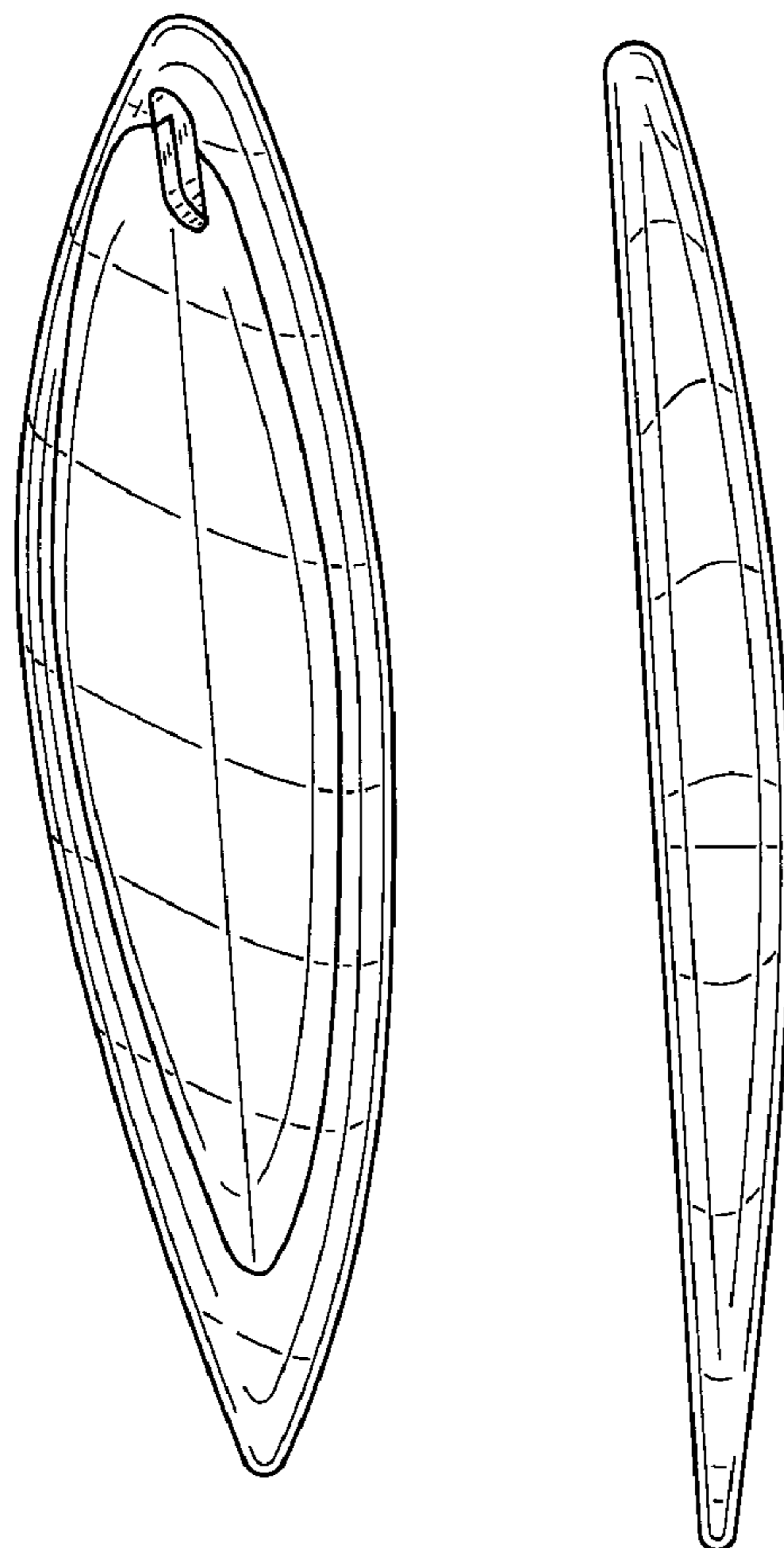


Fig. 1

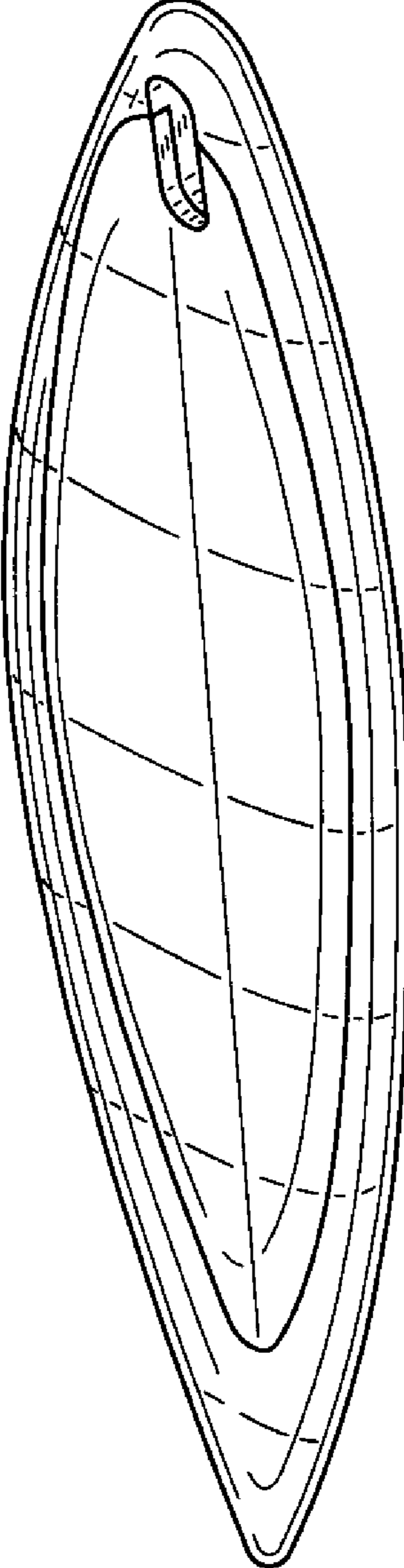


Fig.2

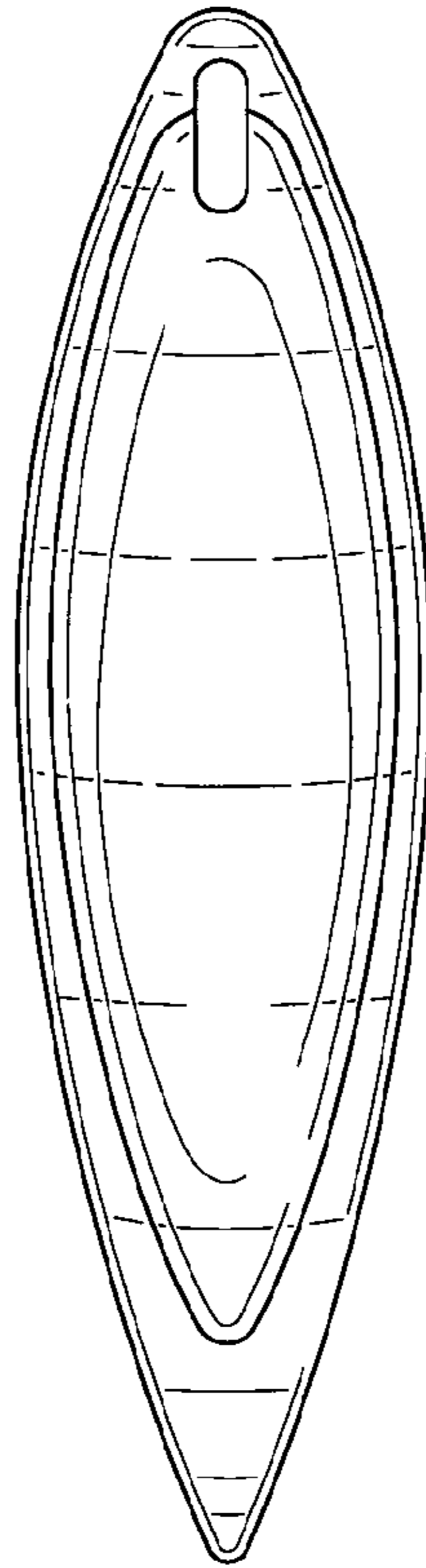


Fig.3

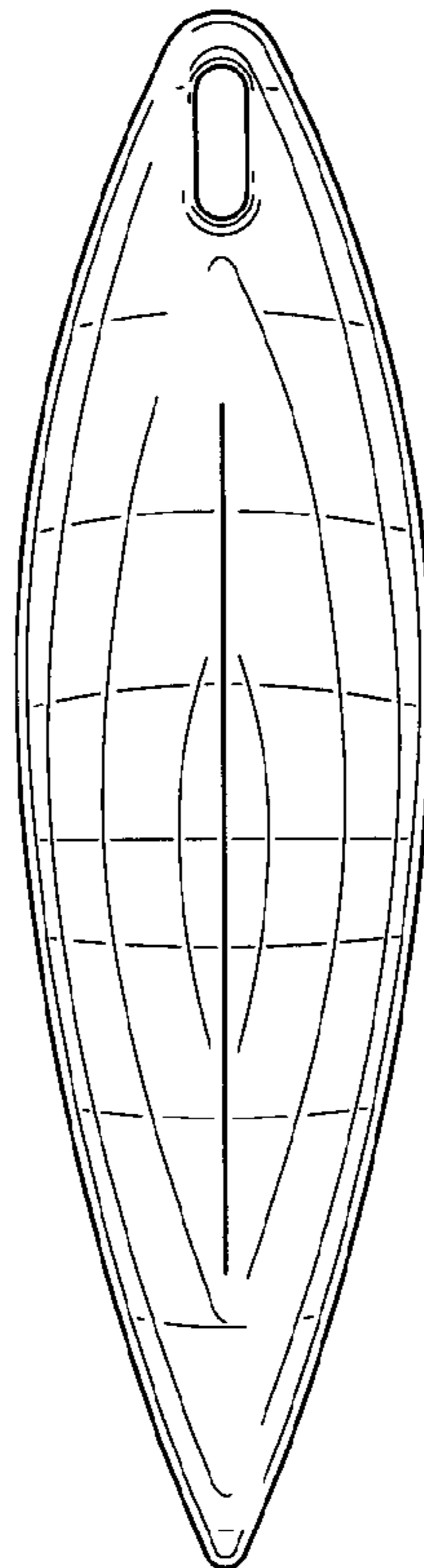


Fig.4

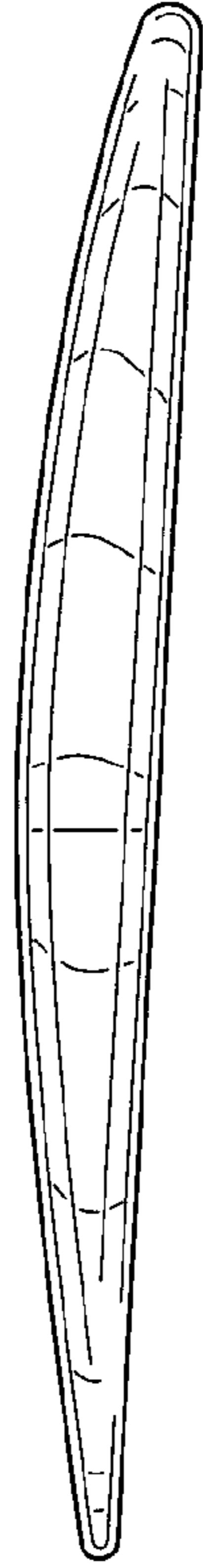


Fig.5

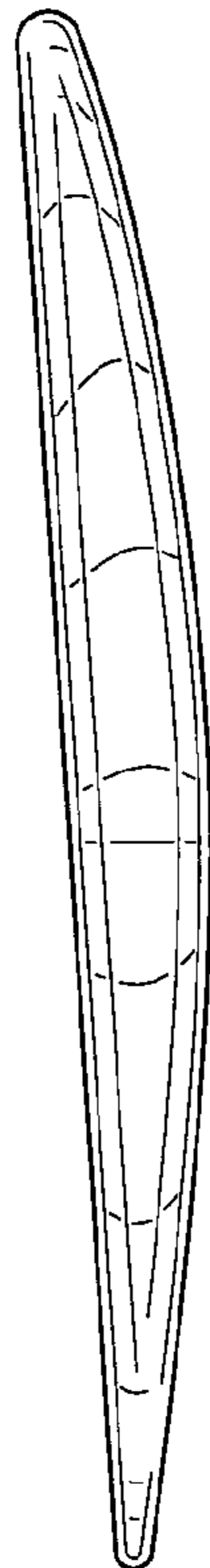


Fig.6

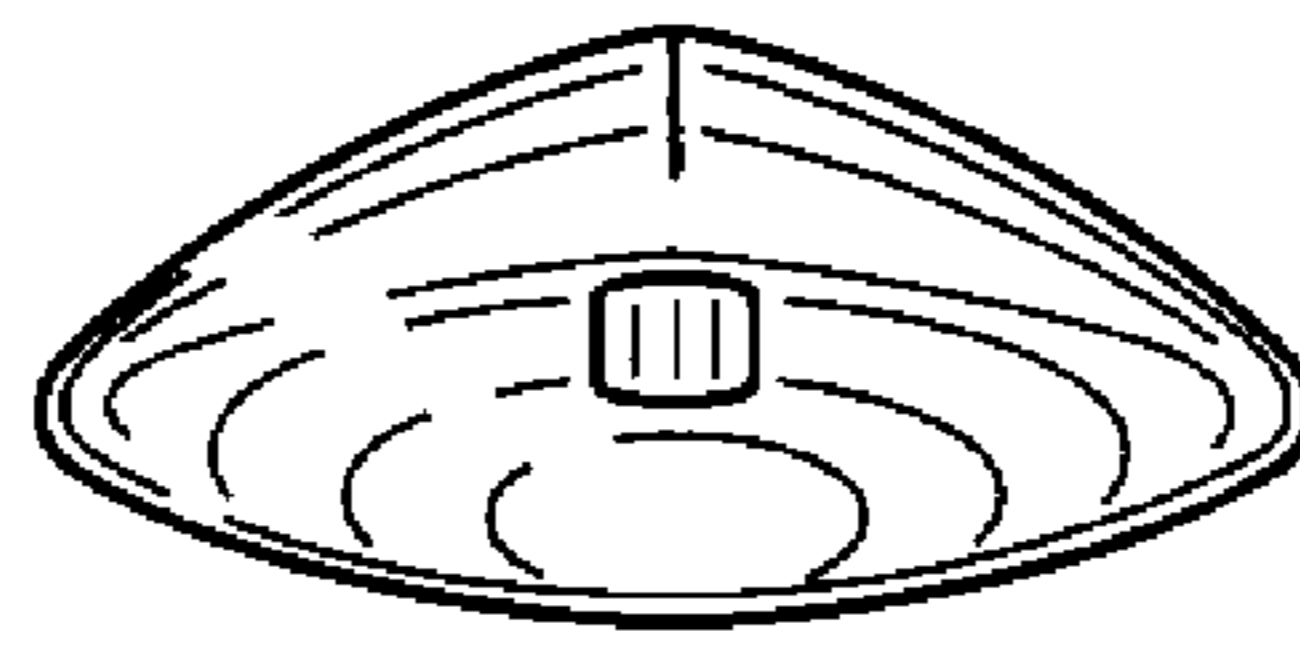


Fig.7

