

US00D527004S

(12) **United States Design Patent**  
**Yen**

(10) **Patent No.:** **US D527,004 S**

(45) **Date of Patent:** **\*\* Aug. 22, 2006**

(54) **COMPUTER KEYBOARD**

(75) **Inventor:** **Tzu-Hsiang Yen, Chung-Ho (TW)**

(73) **Assignee:** **CHIC Technology Corp., Chung-Ho (TW)**

(\*\*) **Term:** **14 Years**

(21) **Appl. No.:** **29/176,494**

(22) **Filed:** **May 20, 2003**

(51) **LOC (8) Cl.** ..... **14-02**

(52) **U.S. Cl.** ..... **D14/396**

(58) **Field of Classification Search** ..... D14/391,  
D14/392, 394, 396, 398; D18/1, 2, 7; 200/5 A,  
200/5 R, 6 A, 6 R; 235/145 A, 145 R; 341/22,  
341/23; 345/160, 168; 400/484-486, 488,  
400/489

See application file for complete search history.

(56) **References Cited**

**U.S. PATENT DOCUMENTS**

D383,741 S \* 9/1997 Terng ..... D14/392

5,717,430 A \* 2/1998 Copland et al. .... 345/168

D433,682 S \* 11/2000 Tsai ..... D14/396

D434,766 S \* 12/2000 Takeda et al. .... D14/392

\* cited by examiner

*Primary Examiner*—Freda S. Nunn

(74) *Attorney, Agent, or Firm*—Bacon & Thomas

(57) **CLAIM**

The ornamental design for a computer keyboard, as shown.

**DESCRIPTION**

FIG. 1 is a three-dimensional view of a computer keyboard showing my design;

FIG. 2 is a right-side view thereof;

FIG. 3 is a top view thereof;


FIG. 4 is a front view thereof;


FIG. 5 is a bottom view thereof;

FIG. 6 is a left-side view thereof; and,

FIG. 7 is a rear view thereof.

**1 Claim, 4 Drawing Sheets**






**FIG.1**




**FIG.2**



**FIG.3**



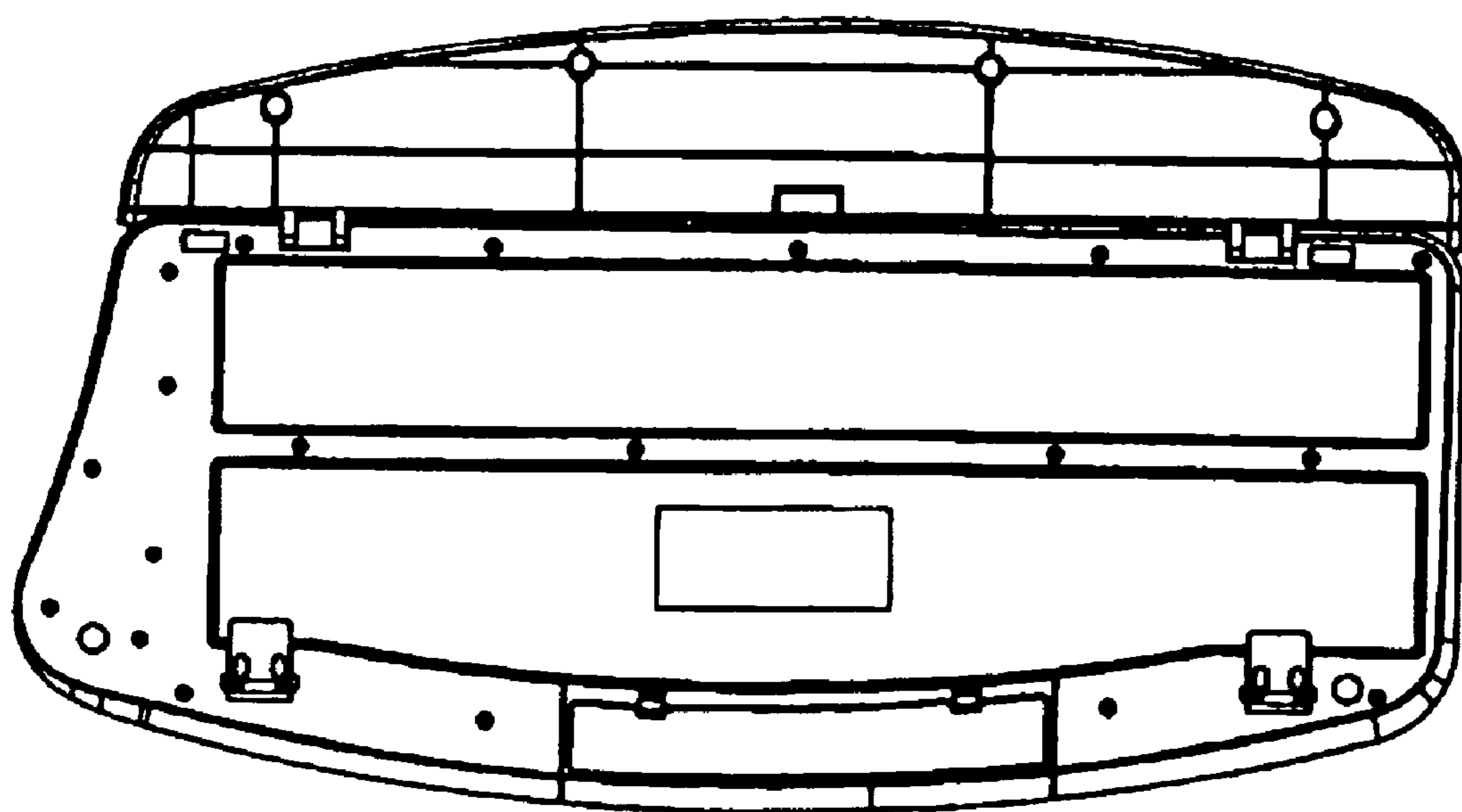
**FIG.4**



**FIG.5**



**FIG.6**



**FIG.7**