



US00D527002S

(12) **United States Design Patent**
Frank et al.

(10) **Patent No.:** **US D527,002 S**
(45) **Date of Patent:** **** Aug. 22, 2006**

- (54) **DESKTOP TOWER ENCLOSURE**
- (75) Inventors: **Christopher H. Frank**, San Jose, CA (US); **Dimitry Struve**, Los Altos, CA (US); **Jeffrey T. Paladini**, San Carlos, CA (US)
- (73) Assignee: **Sun Microsystems, Inc.**, Santa Clara, CA (US)
- (**) Term: **14 Years**
- (21) Appl. No.: **29/234,819**
- (22) Filed: **Jul. 22, 2005**
- (51) **LOC (8) Cl.** **14-02**
- (52) **U.S. Cl.** **D14/349**
- (58) **Field of Classification Search** D14/349-356, D14/300, 301, 308; D13/162, 184, 199; 312/223.1-223.2; 360/99.01-99.12; 369/34.01, 36.01; 361/680-686, 361/690-696
See application file for complete search history.

- 6,296,333 B1 * 10/2001 Lee et al. 312/223.2
- D469,430 S * 1/2003 Sue et al. D14/349
- D480,723 S * 10/2003 Lee et al. D14/349
- 6,648,429 B1 * 11/2003 Chen et al. 312/223.2
- D497,615 S * 10/2004 Kim D14/349
- D499,096 S * 11/2004 Deng D14/353

* cited by examiner

Primary Examiner—Freda S. Nunn

(74) *Attorney, Agent, or Firm*—Osha Liang LLP

(57) **CLAIM**

The ornamental design for a desktop tower enclosure, as shown and described.

DESCRIPTION

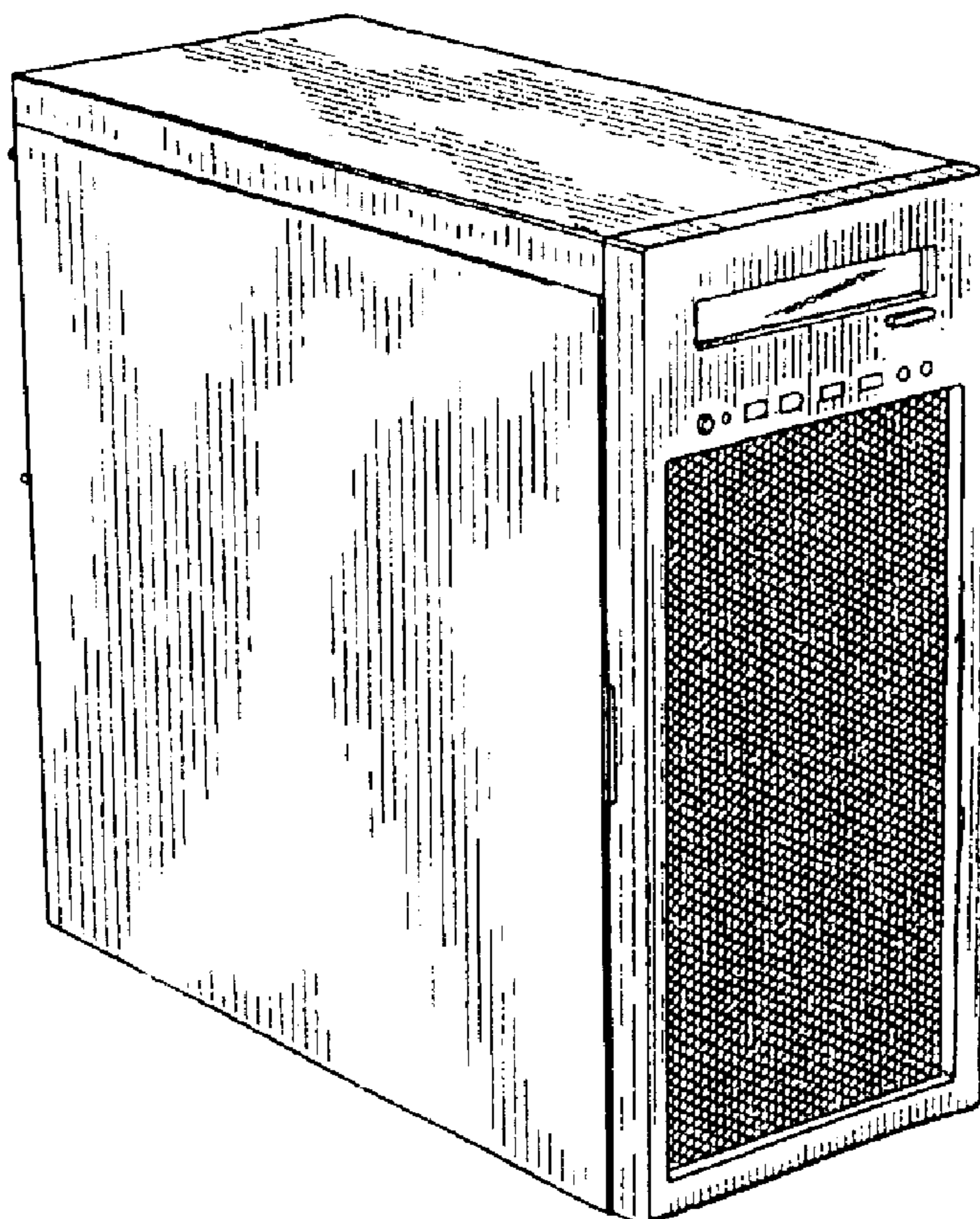
FIG. 1 shows a perspective view of the design according to an embodiment of the invention.
 FIG. 2 shows a front view of the design according to an embodiment of the invention.
 FIG. 3 shows a rear view of the design according to an embodiment of the invention.
 FIG. 4 shows a side view of the design according to an embodiment of the invention; and,
 FIG. 5 shows an opposite side view of the design according to an embodiment of the invention.

1 Claim, 2 Drawing Sheets

(56) **References Cited**

U.S. PATENT DOCUMENTS

- D344,931 S * 3/1994 Mousa D14/349
- 5,884,988 A * 3/1999 Foo et al. 312/223.2






FIG. 1




FIG. 2

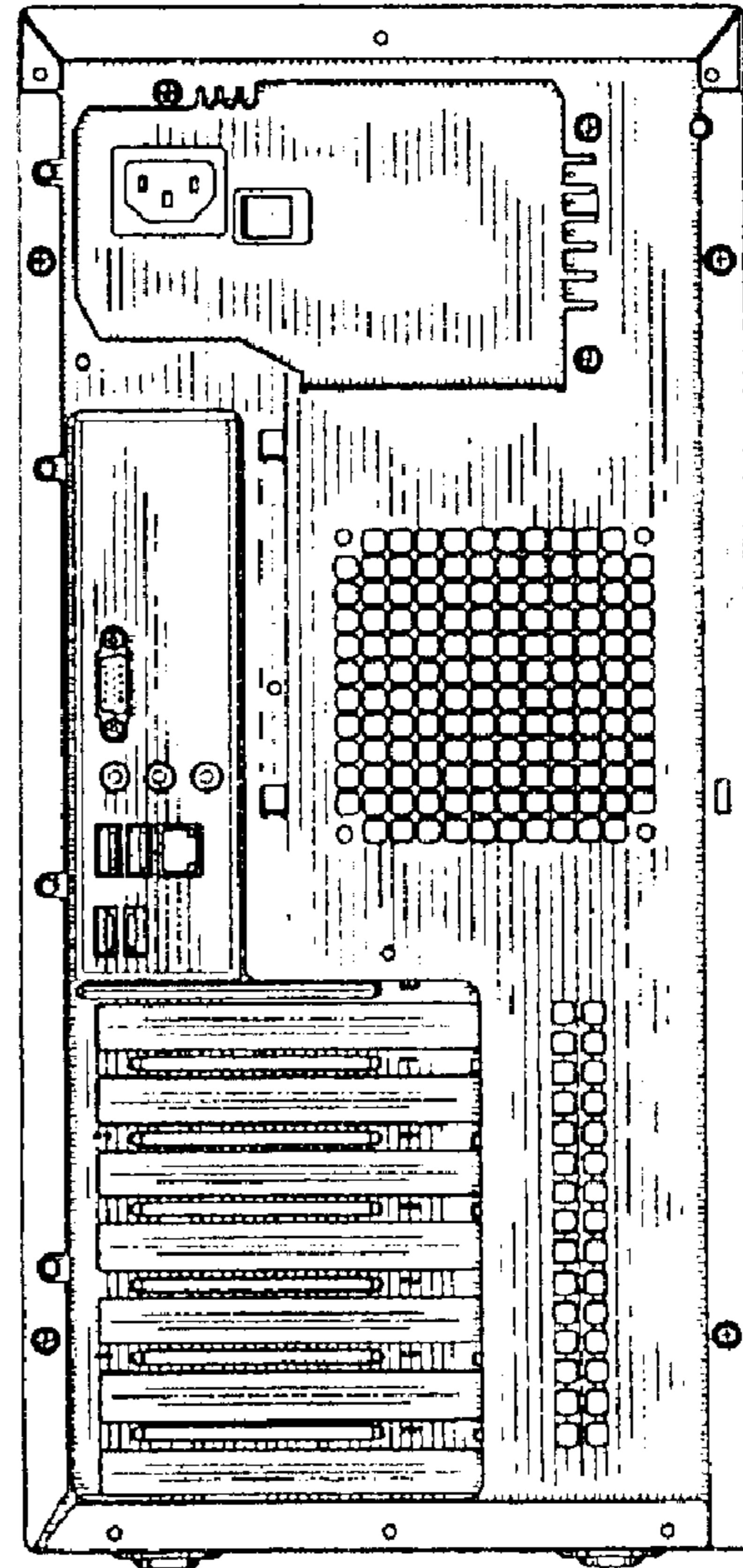


FIG. 3




FIG. 4




FIG. 5